

Nursing's online graduate degree program ranked No. 2 nationally

BY MIKIE HAYES

hayesmi@musc.edu

The MUSC College of Nursing continues to hit high marks among online graduate programs. U.S. News and World Report, the de facto leader in the evaluation and ranking of degree-granting programs at regionally accredited institutions, has ranked the CON No. 2 in the category of online graduate nursing programs in the United States for the second year in a row.

2017 marks the fourth year that the program has earned the No. 1 or 2 spot. In 2016, the CON ranked No. 2; in 2015, it achieved the No. 1 spot; and in 2014, it ranked No. 2. More than 500 nursing schools were surveyed.

Dean of the college, Gail Stuart, Ph.D., was elated at the news and shared credit with those whom she said played a role in this extraordinary achievement. "This year's ranking is a testament to the ongoing quality and sustained performance of our MUSC faculty, staff and students," she said.

Joseph Stocking, a second semester Doctor of Nursing Practice (DNP) student in the nursing executive leadership and innovations (NELI) track, has the highest praise for the college and

the program.

"I am very proud of the MUSC College of Nursing. This most recent distinction comes as no surprise. The breadth of leadership at the College of Nursing is phenomenal. Despite the challenges associated with online learning, the passion and commitment demonstrated by the faculty is second to none and makes for an outstanding learning environment. Their commitment and support of students in the Nurse Executive DNP program, in which I'm enrolled, have been invaluable in helping me create a unique learning experience as I prepare myself for executive leadership."

Having devoted 20 years of his life and career to the U. S. Navy, a great deal of it spent in the medical arena, when it came time to retire, Stocking had a strong interest in nursing. Having served as a combat medic, emergency medical technician and respiratory therapist, he was very comfortable in the medical world.

Toward the second half of his naval career, he moved into administrative roles, working closely with commanding officers – first as the assistant legal officer for the command and then in decedent affairs, often delivering the



Photo provided

In Tumaco, Colombia, Joseph Stocking was part of Continuing Promise 2011, a humanitarian mission. Stocking is a DNP student in the College of Nursing.

MUSC recruits renowned researcher to direct cancer center

Staff Report

On Jan. 12, MUSC named Gustavo Leone, Ph.D., as the new director of the Hollings Cancer Center.

His appointment to South Carolina's only National Cancer Institute-designated (NCI) center begins March 1. In addition to his strong leadership background, Leone is a preeminent cancer research expert with a longstanding

record of pursuing innovative and interdisciplinary approaches to cancer research while mentoring and supporting the next generation of cancer researchers.

"We are pleased to have recruited a leader and cancer researcher of Dr. Leone's stature to guide the Hollings Cancer Center in this next phase of its growth," said Lisa K. Saladin, Ph.D., MUSC interim provost. "He brings to MUSC the knowledge and experience

See DIRECTOR on page 8

most dreaded and heartbreaking news to military families. Subsequently, he served in the position of operational forces

medical liaison. Stocking specialized in emergency management and was part

See NURSING on page 11

6

Nursing elevated
New ECNO and ACNO join
MUSC's team.

7

Ultrasound for diagnosis
Hope available for patients with
claustrophobia and pacemakers.

4

Research Grant Highlights

5

Meet Adrienne Edge

9

IT's House of Data

AROUND CAMPUS

PEOPLE

Scott Reeves



Scott Reeves, M.D., professor and chairman of the Department of Anesthesia and Perioperative Medicine, was recently named interim chief physician executive officer of MUSC

Physicians and MUSC Health.

He is immediate past president of MUSC Physicians and has served the organization in a variety of leadership levels.

Rosalie Crouch



Rosalie K. Crouch, Ph.D., distinguished university professor of ophthalmology and biochemistry and provost emerita at MUSC, is the recipient of the 2016 International Society of Eye

Research Ludwig von Sallmann prize. Crouch is the fourth woman to win this award. Her prize money will be put into a fellowship for graduate students studying vision research. Ludwig von Sallman was a distinguished ophthalmologist and ophthalmic investigator.



photo by J. Ryne Danielson

Sustainability and Recycling's John Booker, second from right, places a pin on a map indicating where he would like to see more bike racks and maintenance stations around campus at an info session held last fall.

Nancy DeMore



Nancy DeMore, M.D., professor of surgery and vice chair of entrepreneurship, was named the new associate program director of MUSC's Medical Scientist Training Program in the College of

Graduate Studies. DeMore, who is a practicing surgeon, investigator and entrepreneur, is expected to bring a variety of experiences to her new role.

John J. Schaefer III



John Schaefer, M.D., associate dean for Statewide Clinical Effectiveness Education, was named an inaugural fellow in the new Society for Simulation in

Healthcare (SSH) Academy. Schaefer was among 34 individuals selected by the SSH Board of Directors based on their contributions to the field of health care simulation.

EVENTS

Lowcountry Oyster Festival

The 34th Lowcountry Oyster Festival will be held on Sunday, Jan. 29 at Boone Hall Plantation. It's the world's largest oyster festival. Highlights include oyster shucking and oyster eating contests, live music on the main stage, a children's area and a food court. Gates open at 10 a.m. and ends at 5 p.m., rain or shine. No pets or coolers.

Astronomy in the Park

Every Wednesday starting at 6 p.m., the Lowcountry Stargazers host their free, weekly Astronomy in the Park event at Brittlebank Park, weather permitting. Everyone from adults to little kids at all astronomical experience levels are invited to head on out to observe the night sky. Participants can also join the Lowcountry Stargazers as a member for \$50 a year or \$20 for students. Brittlebank Park is located at 0 Lockwood Boulevard in downtown Charleston. Visit lowcountrystargazers.org.

Pure Theater

"The Curious Case of Watson Intelligence," written by Madeleine George, will be playing at Jan. 20 through Feb. 11 at Pure Theater located at 477 King St. For dates, times and ticket information, visit <http://puretheatre.org/>.

Teaching Excellence nominations due Jan. 20

A call for nominations is under way to all faculty and students. The purpose of these awards is to recognize members of the MUSC faculty who have made outstanding contributions to the university through teaching.

Award categories include: Clinical/Professional (Educator-Mentor); Scholarship/Academic (Educator-Mentor); Educator-Lecturer; and Developing Teacher.

Any regular, full-time faculty member who holds an academic rank

of instructor or higher in a college or department of MUSC, who has not been the recipient of this award within the previous three years, is eligible for nomination.

Deadline for nominations is Jan. 20. Nominees are invited to submit supporting materials, and a committee of faculty and students will select the recipients for this year's awards.

Forms may be found at <http://www.carc.musc.edu/nomination/>.

For information, call 792-2228.

THE CATALYST

Editorial Office

MUSC Office of Public Affairs & Media Relations, 135 Cannon Street, Suite 403C, Charleston, SC 29425.

843-792-4107

Fax: 843-792-6723

Editor: Cindy Abole

catalyst@musc.edu

The Catalyst is published bi-monthly. Paid advertisements, which do not represent an endorsement by MUSC or the State of South Carolina, are handled by Island Publications Inc., Moultrie News, 134 Columbus St., Charleston, S.C., 843-958-7480 or 843-937-4803. E-mail: sales@moultrienews.com.



MUSC

**MEDICAL UNIVERSITY
of SOUTH CAROLINA**

MUSC continues to show support for Trident United Way

By J. RYNE DANIELSON

daniejer@musc.edu

Since 2000, MUSC has partnered with Trident United Way for its annual fundraising campaign. According to the organization's website, Trident United Way seeks to empower donors "to make real, long-lasting change in the Lowcountry by addressing the issues that matter most in people's lives — education, financial stability and health."

"For more than 40 years, Trident United Way has served as a lifeline to people in the most vulnerable of circumstances," said MUSC President David Cole, M.D., FACS, and MUSC Health CEO Patrick Cawley, M.D., in a joint statement. "One of our five strategic goals is to pursue building healthier communities, and in order to make the largest impact, we must come together to improve the lives of those we serve."

The charity emphasizes that it is citizen-led, its board of directors is



Photo provided

Members of MUSC's Office of Student Programs and Student Diversity teamed up with coworkers from Institutional Technology and Faculty Resources to wash vans used by Meals on Wheels. Their work was just part of many of MUSC's volunteer efforts in the Tri-county to support the Trident United Way's Day of Caring.

elected from a diverse group of local people, and it pledges that every penny

of the donations it receives goes to the projects it funds. No donations are used

for administration or fundraising.

Kicked off by the Day of Caring, an annual event that brings together thousands of volunteers from across the Lowcountry to participate in community service projects, the fundraising campaign typically runs from September to December. This year, more than 400 MUSC employees participated in the Day of Caring event, and MUSC employees raised \$133,000 for Trident United Way, an all-time high according to Loretta Lynch-Reichert, who led the campaign.

"I was deeply touched by the generosity of the MUSC community, which not only talks the Imagine 2020 talk, but walks the walk," she said. "Trident United Way's mission and goals align perfectly with many components of our strategic plan, and we are pleased to partner with Trident to preserve and optimize human life in South Carolina through compassion, collaboration, respect, integrity and innovation."

IMAGINE NATION

A MESSAGE FROM Darlene Shaw, Ph.D., Chief Instit. Strategy Officer

Perhaps one of the most important parts of taking a successful journey is making sure you have a good map to get you where you are trying to go. At MUSC, our roadmap to the future is our institutional strategy – Imagine MUSC 2020. For the first time, our strategy is incorporated as part of MUSC's enterprise-wide mandatory annual training. The addition of this brief, interactive MyQuest learning module will ensure that every employee at MUSC will know about our strategy and be introduced to its five overarching goals. The training also requires learners to give an example of how they or their areas are connecting, aligning or being inspired by one or more of the Imagine MUSC 2020 goals. The hope is that the thought process behind the creation of these answers will engage participants and raise awareness of where we are going – together.



IMAGINE CONNECTIONS

About 35 of MUSC's operational and strategic leaders met on January 5 and 6 at a Strategic Leadership Alignment Retreat. The purpose of these two intense work days was to engage strategic leaders across the enterprise to create results that matter. One key focus of the meeting centered around how our leadership can better collaborate and align around a common purpose, values and our strategy. Another objective of the event was for leaders to leave committed to being responsible and accountable for leading at an institutional level.

IMAGINE WINS

❑ TeamSTEPPS® training is innovative, collaborative and safety driven. More than 400 students from all six colleges have been trained in the Agency for Healthcare Research and Quality's TeamSTEPPS® principles. Students are instructed in and practice observation techniques and then conduct observations of hospital teams "in action." TeamSTEPPS® is an evidence-based comprehensive teamwork training system designed to improve quality and safety in health care and is rooted in more than three decades of research. This is one of many programs offered through MUSC's Office of Instructional Technology and Faculty Resources and the Office of Interprofessional Initiatives that support our Imagine MUSC 2020 goal to Foster Innovative Learning.

❑ During the Jan. 17 Martin Luther King Jr. Day Black History Intercollegiate Consortium event, MUSC President David Cole and the Alliance for Hispanic Health (an MUSC student organization) were honored as recipients of the 2107 Dr. Martin Luther King Jr. Award. Honorees are recognized for dedicated and distinguished service to the community, as well as their commitment to advancing the values and characteristics of Dr. King.

IMAGINE MINUTE

This month, President Cole sits down with Stephanie Taylor from MUSC Health to learn about a new learning opportunity based in role-play that is focused on our goals of Patients and Families First, Innovative Learning, and Diversity and Inclusion. You can watch the video online at <http://academicdepartments.musc.edu/musc2020/imagine-minute.html>.

UPCOMING EVENTS

Jan. 26, 11 a.m. to 3 p.m., Drug Discovery Lobby – "Return to Learn: Continuing Education Fair for Adult Learners." Free.

Imagine
MUSC 2020

OUR STRATEGY *for the future*

THE FIFTH ANNUAL WOMEN'S HEALTH RESEARCH DAY

Sponsored by MUSC's Women's Health Research Center & SCTR Institute

Thursday, April 6, 2017

9:00am to 3:30pm

MUSC Bioengineering Building Auditorium & Lobby

Keynote Speaker:



Samantha Meltzer-Brody, MD, MPH
Associate Professor of Psychiatry
Associate Chair for Faculty Development
Director of Perinatal Psychiatry Program
UNC Center for Women's Mood Disorders
University of North Carolina - Chapel Hill

Registration & Abstract* Submission

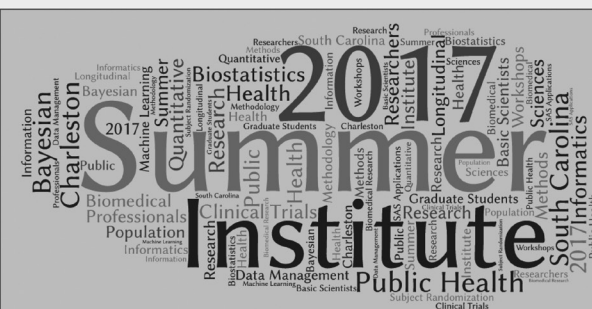
Online Registration is **FREE BUT REQUIRED** ([Click Here To Register](#))

- **Potential speakers or poster presenters****, please register by noon on **February 10, 2017**
- **To attend**, please register by **Monday, March 27, 2017**

* Abstracts pertaining to either sex & gender differences or disorders/treatments as they uniquely relate to women.
**Poster awards: recognition for outstanding posters will be given to students and trainees.

Visit musc.edu/wrc to register and get more information

For questions, contact Lisa Nunn at jenkinli@musc.edu or (843) 792-0476



Are you up to date on the advances in biomedical and clinical research methodology?

Current public health professionals, biostatisticians, epidemiologists, biomedical and clinical researchers – as well as residents, post docs, fellows and graduate students – who aspire to advance in this changing field will benefit from a series of workshops on quantitative methods used in key areas of public health, population health, and biomedical and clinical research.

- Topics include:
- Bayesian Biostatistics
 - Clinical Trials & Data Management
 - Longitudinal Data Analysis
 - Machine Learning & GIS
 - Statistical Methods for Basic Scientists



2017 SUMMER INSTITUTE | MAY 1 - 12
Department of Public Health Sciences | Charleston, SC



Changing What's Possible

Schedule and registration information at
musc.edu/2017-summer-institute

MEET ADRIENNE



Adrienne Edge

Department; How long at MUSC
Office of Student Life & Recruitment,
College of Health Professions; First year

How you are changing what's possible at MUSC

I am bringing some life and energy to the new student recruitment process. I'm helping to expose high school and college students to careers in the health professions that they otherwise would have never considered.

Family and pets

Husband, LeNolon; son, LeNolon Jr. or LJ; daughter, Layla; and a dog, Tahoe

Last book read

"If You Ask Me, and You Probably Won't"
by Betty White

Best thing about living in Charleston

The beautiful trees (it reminds me of Savannah); there's always something to do.

Greatest moment in your life

When my husband and I had my son and later my daughter. That's when I knew that I was officially "grown up."

science café

Pain, Pills, and Pregnancy

Constance Guille, M.D.

MUSC Health Women's Reproductive Behavioral Health Clinic
Medical University of South Carolina

The prescription opioid epidemic in our country is now known to extend into pregnancy and has become a major public health problem due to its impact on maternal, fetal, and newborn health and overuse of health care resources.

The talk will cover the magnitude and impact of this problem, and how we can help, support and engage women in positive health behaviors.

Science for the rest of us

MUSC's Science Café is a series of entertaining talks on scientific subjects in a fun, social environment.

To learn more, contact Tara Abbott at 843-792-2926 or abbott@musc.edu.

Tuesday, January 24, 2017 | 5:30 p.m.

Charleston Beer Works (upstairs)

480 King Street, Charleston, SC 29403

MUSC SCIENCE CAFÉ

Catalyst 2017 publication dates

The Catalyst has announced its bi-monthly publishing schedule for 2017: Jan. 20, Feb. 3, Feb. 17, March 3, March 17, March 31, April 14, April 28, May 5, May 19, June 2, June 23, July 14, July 28, Aug. 11, Aug. 25, Sept. 8, Sept. 22, Oct. 6, Oct. 20, Nov. 3, Nov. 17, Dec. 1 and Dec. 15.

To submit a story idea or information, call Cindy Abole, editor, at 792-4107 or email catalyst@musc.edu. For advertising information, call the Moultrie News at 843 958-7480.

3rd Annual CCMS SYMPOSIUM

What Does It Mean To Be A Doctor Today?

Country Club of Charleston
Dinner and Drinks Will Be Served

\$70 for CCMS members
\$95 for non-members
\$30 for students / residents / fellows

Thursday 6:00pm - 9:30pm 2/9/17

Space is limited. Reserve Your Seat Online Now
www.CharlestonMedicalSociety.org

Elaine F. George, MD
Private Independent Practice | Peachtree Wellness Cooperative | Author: Big Medicine

"Private Practice; Alternative Systems; Fee for Service Models"

Jon Burroughs, MD, MBA, FACHE, FAAPL
President and CEO, The Burroughs Healthcare Consulting Network, Inc.

"The Evolving Role of the Physician in the 21st Century"

Anna Maria Byszewski, MD
Professor of Medicine Geriatric Administration Ottawa Civic Hospital, Canada

"The Changes in Medical Professionalism"

"Best Value & Best Educational Event of the Year"

CME credit hours: 3.00
Roper St. Francis Healthcare is accredited by the South Carolina Medical Association to provide continuing medical education for physicians. Roper St. Francis Healthcare designates this live activity for a maximum of 3.00 AMA PRA Category 1 Credit(s)™. Physicians should claim only the credit commensurate with the extent of their participation in the activity.

REGISTER NOW!

www.CharlestonMedicalSociety.org

MUSC Health revamps hospital's chief nurse role

By J. RYNE DANIELSON

daniejer@musc.edu

Jerry Mansfield, Ph.D., RN, and Patti Hart, RN, have more than six decades of combined experience in the nursing field. Their new roles at MUSC Health reflect the organization's appreciation for the key contributions of nursing, not only in the daily care of patients and families, but in developing new care delivery models for the future. Mansfield, as executive chief nursing officer, and Hart, as associate chief nursing officer, will expand the responsibilities of the chief nurse in two important ways.

First, Mansfield will bring a renewed focus on nursing practice, helping to redefine what nurses do at MUSC and chart a course through a rapidly changing and increasingly unpredictable health care environment.

"Health care is changing, and we have to maximize the use of this valuable resource called nursing in new and innovative ways," he said.

Second, Hart will manage the nuts and bolts of daily operations in nursing, with nurse directors working with each Integrated Center of Clinical Excellence reporting to her. Previously, nurses reported through their service lines to the chief operating officer, bypassing the CNO entirely.

"I'm responsible for what happens day to day on the nursing units, as well as for making sure we have consistency and synergy across the enterprise," she explained. Budgets, logistics and quality assurance all fall within her purview.

This change has been in the works for a while, the pair noted, explaining that as health care becomes more interprofessional and outcome-driven, nurses play an increasingly important role.

"We are becoming much more quality-driven than quantity-driven," Hart said. "We are transitioning from operating in silos and moving from hospital-based to systems-based care. We are and must continue to think about how the patient flows through our entire health system."

Systems-based care means more collaboration between inpatient and outpatient services with shared standards of care across those areas.

Mansfield agreed. "Traditionally, patients went to hospitals when they were sick, and health care was very illness-focused," he said. "That's not good enough anymore."

For one, he explained, it's too expensive, and it's a disservice to patients, who are more likely to suffer complications and be readmitted under the old system.

Mansfield spends a lot of time thinking about how to best serve patients. In addition to his role as ECNO, he holds another title, chief patient experience officer.



Photo by J. Ryne Danielson

Executive Chief Nursing Officer Dr. Jerry Mansfield, left, meets with Associate Chief Nursing Officer Patti Hart in Mansfield's office. The pair assumed their responsibilities when Dr. Marilyn Schaffner retired last year, but don't call them her replacements. They have big changes in store for nursing at MUSC.

He said it's no coincidence hospital leadership chose a nurse to fill that role. In every department, both in the hospital and MUSC's many clinics, nurses are on the front line of the patient experience.

"Nurses are best suited to interact with patients and families and to take information about the medical treatment plan and help them incorporate it into their lives going forward," he said. "The goal is that patients shouldn't stay in the hospital too long, they shouldn't have a complication while they're here and they certainly shouldn't have to come back for a related issue because we missed it."

In the past, hospitals have been paid based on how many patients they treated and how many services they provided. "In the future," Mansfield explained, "we'll be paid based on outcomes instead."

That means it's important, both for patients and health care providers, to think about ways to reduce costs.

"We just can't afford to keep delivering health care the way we've done it in the past." Instead, he said, it's important whenever possible to keep patients out of high-cost health care settings, like emergency departments, and instead shift to urgent care centers and after-hours clinics that can better serve the needs of patients at lower costs.

Hart agreed, highlighting the importance of telehealth in giving patients more options in how they receive care. "Our telehealth program here is

unbelievable," she said. "MUSC has invested a lot in that area, and I am amazed at all that this team has accomplished."

Mansfield and Hart said they have four main goals for nursing at MUSC. The first is to develop a nursing strategic plan to directly connect the work nurses do every day to MUSC Health's pillar goals and those of Imagine MUSC 2020.

"I want every nurse in the organization to be able to relate what they do on each shift to the overall goals of the organization," Mansfield said. "That's big goal No. 1."

Their second goal is ensure MUSC is redesignated a Magnet hospital in 2019. "Magnet designation is a rare thing to get and a hard thing to keep," he explained.

Hart said that almost half of hospitals that achieve Magnet designation fail to attain redesignation. "The first survey is all about process, but the second and subsequent surveys are all about outcomes," she said.

Their third goal is to develop and implement an organizational structure that emphasizes leadership development and shared governance.

"The nurses at MUSC are agile and willing to do whatever it takes to care for their patients," Hart said. "I've been so impressed with the teamwork here. Helping nurses develop a voice in leadership and embrace their decision-making power has

See **LEADERS** on page 10

Ultrasound provides alternative to MRI for some

BY MIKIE HAYES

hayesmi@musc.edu

The pain in Theresa Haynes' left shoulder was excruciating. The range of motion had deteriorated, and she was having trouble lifting her arm to get a cup from the cabinet or even pulling a shirt over her head. Rolling over in her sleep would wake her up with a start and wince, and she was badly sleep deprived. It was affecting her mood and work. She knew she needed the magnetic resonance imaging (MRI) scan her orthopedist had ordered, but being severely claustrophobic made the simple test seem nearly an insurmountable task.

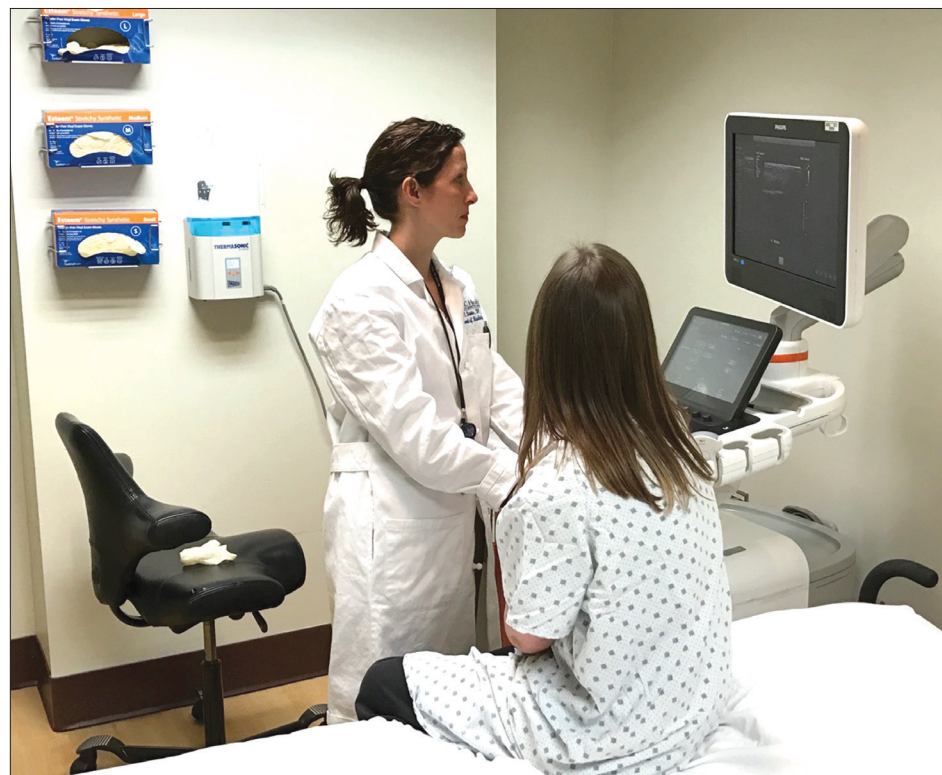
Finally, Haynes made her way to radiology, thinking she had adequately psyched herself up to get in the narrow capsule. But on the day of the test, the mere thought of being cooped up in that small tube for 40 minutes was more than she could bear. She got in and immediately asked to be taken out.

She certainly wasn't the first patient to make that request and wouldn't be the last. It had just gotten the better of her.

In an NIH study on MRIs and claustrophobia, a total of 95 patients (1.97 percent) suffered from claustrophobia and 59 (1.22 percent) prematurely terminated the examination due to claustrophobia.

All hope was not lost, however. She would be able to seek evaluation and diagnosis of her pain without undergoing an MRI, thanks to an increasingly important addition to the imaging arsenal, musculoskeletal ultrasound (MSK US), which has become a reliable alternative to MRI for some conditions. Many claustrophobic patients and those who have pacemakers, metal hardware, cochlear implants, certain aneurism clips and other MRI-noncompatible implants may now have another option.

MSK US produces images of joints, tendons, muscles and ligaments in the body and is useful in diagnosing tendon or muscle tears or strains, ligament sprains and other soft tissue conditions around joints. A coworker mentioned to Haynes that MUSC had recently recruited a musculoskeletal radiologist



Photos provided

Dr. Leah Davis performs an MSK ultrasound on a patient's shoulder.

who uses ultrasound to diagnose some conditions that previously had necessitated an MRI and to launch a dedicated MSK ultrasound program at MUSC.

That day, Haynes made an appointment to see Leah Davis, DO, a diagnostic radiology specialist who joined the MUSC team in August, having relocated from Henry Ford Hospital in Detroit, Michigan, where she had completed her radiology residency and a fellowship in musculoskeletal radiology. Davis worked directly with Marnix van Holsbeeck, M.D., the respected director of musculoskeletal radiology in the Department of Radiology and director of radiology in the Department of Orthopaedic Surgery at Henry Ford. His influence on her career, she explained, was and continues to be invaluable.

"Ultrasound is increasingly being used for musculoskeletal applications, and Dr. Van Holsbeeck is recognized as one of the world's leading authorities in MSK ultrasound," she said. "He has been a great mentor. He is happy to see other institutions integrate MSK US into their programs and is glad to help make that

ultrasound – benefits that many may be unfamiliar with – to MUSC clinicians.

During Haynes' appointment, Davis spent nearly 20 minutes carefully examining and imagining her shoulder. During the scan, Davis explained that there is no radiation output from the ultrasound equipment. It is safe and non-invasive and uses high frequency sound waves to produce high resolution, detailed images of the musculoskeletal system in real time.

There Haynes sat on an examination table, free to move around and watch the screen, following along with what Davis was doing and herself seeing. Davis had to move Haynes' arm into some painful positions during the examination.

"I am thrilled to be sitting here, not in a tube, being able to move around freely, without all that racket and confinement," she told Davis. "You can twist my arm any way you'd like," she said with a laugh.

"Many patients prefer the ultrasound," Davis acknowledged. "They like that they can see the picture and that I can interact with them the entire time. I can point out tears or joint effusions. Also, dynamic imaging is one of the great advantages of ultrasound. MRI doesn't allow for that type of diagnostic flexibility because the patient has to remain perfectly still during an MRI. Using ultrasound, I can actually move the patient's arm into various positions and see what happens with the tendons during motion. I can place the probe on the exact spot where there is pain."

"In some cases," she continued, "small rotator cuff tears, which may be difficult to see well on MRI, become visible when you put the tendon under stress. Some of those tears may be missed or misdiagnosed as tendinosis on an MRI. While I scan, I can ask the patient to reproduce the motion that causes her the pain, and I am able to watch the soft tissues around the shoulder move; sometimes we can see soft tissue impingement. The ability to image dynamically is invaluable."

Davis concluded that Haynes had

"While I scan, I can ask the patient to reproduce the motion that causes her the pain, and I am able to watch the soft tissues around the shoulder move...The ability to image dynamically is invaluable."

Dr. Leah Davis

happen."

Here at MUSC, Bill Conway, M.D., Ph.D., division chief of MSK Radiology, has been a longtime advocate of MSK US, so the addition of ultrasound to MUSC's nationally respected MSK radiology program is a perfect fit.

Davis is versed in all facets of musculoskeletal imaging, including both diagnostic studies and ultrasound-guided treatments to relieve pain associated with nerve compression, calcific tendinitis and osteoarthritis. She is charged with introducing the many advantages of

See **ULTRASOUND** on page 11

DIRECTOR *Continued from Page One*

to build on Hollings’ past successes and take the cancer center to the next level.”

As director, Leone will oversee the patient care arm of the Hollings Cancer Center as well as lead cancer-related research efforts to promote transdisciplinary and translational collaborative research. Hollings Cancer Center includes more than 120 faculty-level cancer scientists with an annual research funding portfolio of \$44 million. A primary goal for Leone will be to support and enhance the infrastructure key to the center’s prestigious NCI-designated status and build programming and recruitment efforts to attain NCI Comprehensive Cancer Center status.

Leone said he is excited about the many strengths and areas of great potential at the Hollings Cancer Center and MUSC. “I look forward to working with the faculty and staff to do all that we can to make a difference for cancer patients in South Carolina and to expand cutting-edge research in ways that will reduce the burden of cancer in South Carolina and beyond.”

Leone earned his doctoral degree from the University of Calgary and completed a postdoctoral fellowship at Duke University in 1998 before joining The Ohio State University as an assistant professor at the NCI-designated James Comprehensive Cancer Center. Leone advanced to full professor in molecular genetics in 2011 and held the Klotz Chair in Cancer Research. In his leadership positions as director of the Solid Tumor Biology Program and associate director for basic research, he was instrumental in the rise of the James Comprehensive Cancer Center to the top tier of all cancer centers. Leone also expanded mentoring, recruitment and collaborative research efforts as a founding member of the Pelotonia Fellowship Program in Cancer Research, with goals to train basic and translational researchers across the cancer continuum.

Raymond N. DuBois, M.D., Ph.D., dean of the MUSC College of Medicine and past president of the American Association for Cancer Research, said, “Dr. Leone is an outstanding leader and cancer researcher who will surely elevate the Hollings Cancer Center to



Dr. Gustavo Leone will start as the new director of the Hollings Cancer Center March 1.

Photo by Sarah Pack

new heights.”

DuBois, an active researcher and leader at three NCI-designated cancer centers prior to joining MUSC, added, “I look forward to working with Dr. Leone to further strengthen the Hollings Cancer Center, including the recruitment of additional cancer investigators to further accelerate the strong positive trajectory of the center.”

Leone will continue to conduct laboratory and translational research at MUSC, focusing on identifying how disruption of critical cell cycle regulatory pathways contributes to uncontrolled cell growth, a hallmark of cancer. Currently his laboratory group focuses on studying how genes outside the tumor cell affect the community of cells around a cancer cell, a research area that may reveal new cancer treatment strategies. He has authored more than 120 peer-reviewed publications and has received numerous recognitions for his contributions to cancer research. Mentoring the next generation of cancer researchers is a passion for Leone, who has an impressive track record of successful mentorship that includes not only numerous faculty but also hundreds of trainees ranging from college undergraduates to postdoctoral fellows.

YOUTH
HOMELESSNESS

40% OF
HOMELESS
YOUTH
IDENTIFY AS
LGBTQ

The Alliance for Equality is proud to support We Are Family each year in providing a safe space for LGBTQI and straight ally youth in Charleston. We Are Family is currently planning to open a drop-in center for all youth experiencing homelessness.

You can join us in supporting this initiative by donating some of the following essential items they would like to have available in the new center.

Collection boxes will be located in the following locations on campus:

- Office of Student Programs and Student Diversity
Harper Student Wellness Center, Ste. 213
- Office of Diversity, Equity and Inclusion
Basic Science Building, Room 104
- Colbert Education Center & Library
First Floor
- College of Health Professions Cyber Lounge

Please bring items to a collection location
by February 1, 2017

- Toothbrush
- Toothpaste
- Shampoo
- Wet Wipes
- Deodorant
- Socks
- Dental Floss
- Gloves
- Hand Warmers
- Water Bottles
- Mouthwash
- Band-Aids
- Neosporin
- Tampons
- Pads


- Chap Stick
- Q-Tips
- Hair Brush / Combs
- Razors
- Shaving Cream
- Dish Soap
- Can Opener
- Underwear
- Condoms
- Trash Bags
- Batteries

MUSC's House of Data

Within the main data center's 4,400 square feet interior footprint, a low hum can be heard coming from the rows and rows of towering cabinets that store one of MUSC's most valuable assets — its data.

There are actually two data center facilities on the MUSC campus. The main data center is located in the Institute of Psychiatry building. A smaller data center is located in the Ashley River Tower building. The main data center has a current uninterruptible power supply load of 275 kVA and 125 cabinets to prevent outages and protect against data corruption. This represents 2.4 kW per cabinet. This power rating, which is capable of doing the necessary work, is enough to keep 33 normal-size homes running. The ART data center has 35 cabinets in 1,536 square feet. As you walk the rows of cabinets, the size of this operation becomes more apparent and impressive.

What's behind the cabinets is the oyster's pearl. MUSC maintains 2,600 servers within these cabinets that provide access to other organizational systems, applications and devices, including file sharing, printers, internet network switches, account authentication,



Making IT Great

Megan Fink

telecommunications and backup processes. Not only do the data centers have personnel records and insurance information, but they are the critical link to the clinical side of the institution. Basically, anything and everything that is created, stored or shared on technology lives in these centers. "To bring the importance of the data centers to a reality, ask yourself if you came into work and your computer didn't work, or you couldn't get email to see your schedule, couldn't see the patient schedule or information for the day," said Dennis Slade, data center manager. "The systems in these centers help doctors and nurses communicate and treat patients faster than what was done in the past. We all have become reliant on technology."

Like any house, MUSC's data centers need to be carefully maintained and protected. Information Solutions

telecommunications and backup processes. Not only do the data centers have personnel records and insurance information, but they are the critical link to the clinical side of the institution. Basically, anything and everything that is created, stored or shared on technology lives in these centers.

"To bring the importance of the data centers to a reality, ask yourself if you came into work and your computer didn't work, or you couldn't get email to see your schedule, couldn't see the patient schedule or information for the day," said Dennis Slade, data center manager. "The systems in these centers help doctors and nurses communicate and treat patients faster than what was done in the past. We all have become reliant on technology."



Photo provided

The network operations center, which monitors the data center.

(formerly known as OCIO) has a diligent team of engineers and other unsung IT heroes who regularly monitor, test and upgrade equipment behind the scenes, so that employees can provide the excellent continuous care MUSC is known for, students can access educational material anytime and researchers can collaborate with study participants. Since we often don't see the back-end operations, it's easy to take connectivity for granted.

Do you think your house during Charleston's summer months gets hot? Imagine the heat generated from more than 1,000 servers. To control the environment and keep all this equipment from overheating, two HVAC units — each weighing approximately 300 tons — pump 70 tons of chilled water to keep

things cool. In addition, 11 smaller dual-coiled units move cooling fluid through the center. The ART data center has its own separate cooling setup with two 30-ton AC units, as well as two 60-ton chillers. It takes a lot of power to keep large operations such as MUSC online.

In a mobile world where faster access is better, it takes a village to make daily operations appear seamless. The data centers must be able to support the growing needs of the clinical applications and services the hospital provides to its patients. Information Solutions continues to look strategically ahead at space, security and nimbleness of the data it's responsible for, as well as the centers that house it. Our goal is to keep information at your fingertips.

By the numbers:

- ❑ 22,000+ devices supported
- ❑ 2.37 petabytes worth of storage (To imagine how much space that is, think of storing 2,133,000 copies of the Encyclopedia Britannica).
- ❑ 2600 servers
- ❑ 24/7 operations
- ❑ 2 centers (main and backup centers)
- ❑ 4,400 sq. ft. of interior space in main center

MUSC Research Town Hall

Wednesday, February 1, 2017
11:00am to 12:00pm

MUSC Bioengineering Building Auditorium 110



Please join Dr. Kathleen Brady, Vice President for Research, for updates on research resources, infrastructure, and to hear research updates from across MUSC.



Construction Update:

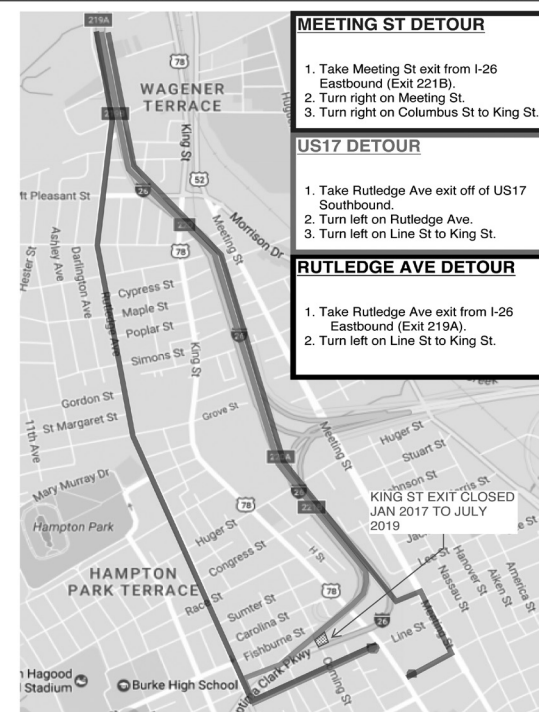
Crosstown drainage project affects King St.

Construction on the Crosstown drainage project will necessitate the closure of the off ramp from I-26 eastbound to King Street for the duration of this phase of the project. The closure is scheduled to continue until approximately July 2019. Attached is a map showing the closure and three separate alternate routes to access King Street during the closure.

Construction and drainage project leaders apologize for the inconvenience and appreciate your patience and understanding as they execute these very complex but necessary drainage improvements.

Additional information is available on the project website at www.SeptimaClarkProject.com. Please direct any comments or questions to SeptimaClarkProject@charleston-sc.gov.

I-26 EASTBOUND TO KING STREET DETOUR OPTIONS



Sodexo at MUSC committed to healthy food environment

As we begin the new year, many of us are resolving to live healthier, and food choices are at the top of most lists. Luckily for us, Sodexo at MUSC is ready to help us by offering delicious, nutritious and satisfying menus. Most people want good health but often struggle to make it a natural part of each day. The “Mindful by Sodexo” approach is about making healthy choices become second nature through items that offer satisfying flavors, full plates and healthy indulgence. Nutritious foods are cooked with savory herbs and spices, and minimal salt or fat, creating an indulgent way to enjoy health. Items with the Mindful logo have met specified criteria for calories, sodium, fat and other nutrients.

Not only is MUSC a “Gold Apple” designated hospital by the South Carolina Hospital Association for creating a healthy food environment,

Sodexo was recently awarded the “Mindful Gold” certification. The National Mindful Certification Program includes a set of criteria covering a variety of categories that are designed to make the healthy choice the easy choice.

Examples of improvements to MUSC’s offerings to achieve gold status include the following:

- ❑ More low- or no-calorie beverage offerings.
- ❑ A minimum of 50 percent of cold breakfast cereals are now whole grain.
- ❑ An increased number of low-fat dairy foods like yogurt, cottage cheese, sliced cheese and skim milk.
- ❑ Modifications to the salad bar, including rotating the choice of dark green lettuces, adding whole grain selections and offering a daily Mindful composed salad. In addition, more than half of the single ingredients are fresh and locally sourced when

seasonally available.

- ❑ Mindful soup available daily, prepared with low sodium stock.
- ❑ Daily fresh fruit options and canned fruit in juice or water, not syrup.
- ❑ A variety of fresh vegetables available daily – at least one is steamed, baked or grilled and seasoned without salt or oil.
- ❑ When value meal combos are offered, a fruit or non-fried side is an option over the chips or cookie.
- ❑ A vegetarian option is available at least every Monday on the hot line and daily at the grill and soup station.
- ❑ At least one full snack rack of Mindful snacks in each cafeteria.
- ❑ All of the managers and chefs are Mindful certified and audits of the cafeterias are done regularly.

Mindful by Sodexo provides customers with more choice, more food, fewer calories and the confidence to eat well. The “Mindful Gold” designation is just one more example

MUSC Health & Well-Being

By Susan L. Johnson, Ph.D., MUSC Office of Health Promotion



of the commitment to promoting a healthy food environment at MUSC.

To celebrate, now through Jan. 31, enter the raffle to win a Fit Bit with a receipt showing the purchase of a Mindful meal (at least a \$3 purchase) and a low- or no-calorie Coca-Cola product. To learn more about Mindful, the Fit Bit promotion and sample the new Honest Tea offerings, look for our table in both cafes throughout the month of January.

For more information, visit <http://academicdepartments.musc.edu/ohp/>.

RecycleMania!

February & March 2017

Get prizes for answering weekly recycling trivia questions coming soon!

Trivia questions also on [facebook.com/muscgogreen](https://www.facebook.com/muscgogreen)



RecycleMania is a friendly 8-week competition among Universities around the nation to see who can recycle more! Do your part & recycle as much as possible!

recycle@musc.edu

LEADERS *Continued from Page Six*

been amazing, because the people who do the work understand it the best.”

The fourth goal Mansfield and Hart cited is to improve the patient experience at MUSC.

“Any patient in any setting should see MUSC Health as a single unified concept,” Mansfield said.

Hart emphasized the importance of the leadership structure for patient experience. “The new nursing directors will assure the standards are maintained across the continuum so that families don’t feel like there is fragmentation in their care.”

Both Mansfield and Hart came from large universities, Ohio State and Pennsylvania State, respectively. In addition to Charleston’s weather and great restaurants, they both say the health care-focused nature of MUSC and the collaboration and teamwork on campus are key reasons they decided to make the move.

And both are very excited about where MUSC is headed.

“MUSC, as an academic health center, has the unbelievable potential to train future nurses to work in the interprofessional environments that we will create,” Mansfield said. “There is energy and talent here, and we have made some real strategic steps to build a health system for the future.”

NURSING *Continued from Page One*

of the chemical, biological, radiological, nuclear and explosive (CBRNE) team.

During his time with the Navy, Stocking served all over the world and was even stationed on the USNS Comfort, the world's largest hospital ship. He moved with the Navy to Charleston from Connecticut in 2005, and upon retirement in 2014, he started the college's Accelerated Bachelor of Science in Nursing degree program. Once he completed it, he was accepted into the NELI track of the DNP program, which will take two years to complete.

While pursuing his nursing degrees, Stocking also brought his extensive CRBNE expertise to MUSC, where currently he works as part of the specialized medical team, a group that responds to emergency medical situations such as an outbreak of the Ebola virus. Upon graduation from the DNP program, he plans to become a nurse leader in the field of emergency management and continue this work.

Already a leader on MUSC campus, he served on the college's Student Government Association, was named an MUSC Presidential Scholar and was the first recipient of the James B. Edwards Scholarship in recognition of his exceptional leadership qualities. This special award, named for the former governor of South Carolina and president of MUSC who was known for his insightful and warm leadership, was awarded to Stocking by Ann D. Edwards, wife of the late Dr. Edwards, who was a nurse and continues to be longtime advocate of the CON and its programs.

The MUSC College of Nursing offers advanced online graduate programs that result in either a DNP or Doctor of Philosophy (Ph.D.) in Nursing Science degree. Along with the NELI track, the DNP offers four other tracks that candidates can pursue: adult-gerontology, pediatric, family and psychiatric mental health. The college also provides the on-campus Accelerated Bachelor of Science in Nursing degree with classroom, clinical and lab components, as well as an online RN to BSN program. In spring



Photo provided

Stocking, pictured with Ann Edwards, was the recipient of the James B. Edwards scholarship.

2017, the college boasted an enrollment of 575 students.

"Thirteen years ago," Stuart said, "we were one of the first nursing schools to make a commitment to innovative nursing education through online instruction. Today, the College of Nursing remains engaged in what has become a standard practice while continuing to focus on innovations that allow us to further distinguish MUSC from other institutions."

Stuart said what is most impressive is that the college's high rankings point not only to the college's stellar leadership in innovative nursing education, but also to its ongoing commitment to quality and excellence in nursing education. "Imagine 2020 includes the goal 'Fostering Innovative Education and Learning,'" she said, referring to MUSC's strategy for the future, "and our College of Nursing is lighting the way."

This year the college ranked behind only St. Xavier University in Chicago, a private institution with half the number of students of the CON, and bested both Duke University and Ohio State University, two impressive nursing programs that tied for the No. 3 spot, as well as Johns Hopkins University, which ranked No. 5. The University of South Carolina's program tied for the No. 9 spot. Stuart feels that South Carolina earning two of the Top 10 rankings speaks volumes about the quality of nursing programs and the state's commitment to excellence. "We are extremely proud of the prominence of our state in these rankings," she said.

ULTRASOUND *Continued from Page Seven*

tendinitis with a small bursal-sided tear in her left supraspinatus tendon and referred her to Shane Woolf, M.D., chief of MUSC Sports Medicine, who specializes in shoulder, knee and hip injuries and disorders.

"Orthopedic surgeons and sports medicine doctors are our natural partners," Davis said, "and rheumatologists are also important clinical colleagues, because MSK

US is also an important tool in the diagnosis and clinical follow-up of patients with inflammatory arthritis, particularly rheumatoid arthritis. It is very good at visualizing synovial thickening and synovial inflammation."

Ultrasound is primarily used for two important purposes: to guide the needle during real-time interventional procedures and to diagnose pathology in tendons, ligaments, muscles and nerves around joints. Davis is careful to point out, however, that MSK US does have some limitations. "Ultrasound does not see inside the joints well," she said. "To see the structures inside any joint — labrum, capsular ligaments, anterior



Davis

and posterior cruciate ligaments, cartilage defects — MRI is definitely the best." So MSK US is not intended to be a replacement for MRI, but is a good alternative study or screening study for some conditions. "In some instances," Davis added, "an MRI is still ordered after an ultrasound is done, but many times the ultrasound is sufficient to make a diagnosis."

Therapeutic procedures performed via ultrasound include injecting or aspirating joints, performing steroid or anesthetic injections around nerves or tendons and biopsying soft tissue masses. Currently, Davis said, ultrasound is widely being used for these purposes all over the country by clinicians in many specialties.

For diagnostic purposes, ultrasound is very good at evaluating the soft tissues around joints. In many cases, an ultrasound evaluation takes less time than an MRI, and ultrasound images actually have 4 to 5 times the resolution of MRI. Despite this, ultrasound is only being widely used in the United States at eight medical centers, while countries such as Europe, Asia and Canada — places where socialized health care exists — use it regularly for that purpose. MUSC is one of the eight sites where experts are trained to utilize ultrasound for diagnostic purposes.

Today, in this age of medical cost containment, ultrasound makes sense both clinically and economically and may be a more appropriate and practical imaging modality for some patients, Davis said.

Student awarded annual MUSC Physicians MSTP scholarship

By J. RYNE DANIELSON

daniejer@musc.edu

First-year Medical Scientist Training Program student Matthew Roberts is the 2016 recipient of the MUSC Physicians MSTP scholarship. Established by former MUSC-P Chief Executive Officer Bruce Elliott, M.D., in 2003, the scholarship is now in its 19th year. Roberts, who is originally from Spartanburg, South Carolina, will receive a \$27,500 stipend.

"I've wanted to be a physician since I was 5 years old," Roberts said. "I grew up thinking that my father knew everything there was to know because he was a physician, and so I decided that was what I wanted as well."

A medical mission trip to the Dominican Republic added another motivation for his becoming a doctor. There, he realized for the first time "how transformative medicine can be for quality of life and its ability to restore

dignity to individuals in need."

MTSP Director and former Dean of the College of Graduate Studies Perry V. Halushka, M.D., Ph.D., praised the scholarship committee's choice. "Matthew is an outstanding recipient for this award," he said. "He was chosen for his undergraduate achievements, academic record and honors in science and research. He is deserving of this honor, and we wish him the best with his studies and training here at MUSC."

Roberts said he felt extremely honored by the decision. "I knew before applying [to MUSC] that I wouldn't have been able to afford the cost of a medical school education had I not earned a spot in the MSTP program, so without this scholarship, I may well not be here today. I only hope that I can live up to the expectations of those who so generously gave to make my time here at MUSC possible."

The award was presented Dec. 7.



Matthew H. Roberts, second left, accepts the MUSC Physicians MSTP scholarship award from Drs. Bruce Elliott, Perry Halushka and Don Rockey in December.

Photo provided

Humanitas call for submissions, due Jan. 23

Humanitas, MUSC's campuswide publication that features paintings, photography, drawing and prose, is calling all members of the MUSC community to submit their works of art and literature for the upcoming XXI volume. Submissions are due Jan. 23.

Each submission is judged by a diverse editorial board whose votes ultimately decide the works that are published.

To submit your work, open the survey in your web browser at : <http://academicdepartments.musc.edu/humanities/humanitas.htm>.