

@ Catalyst_MUSC

AROUND CAMPUS

PEOPLE

Debbie Bryant



Debbie Chatman Bryant, DNP, RN, has been named associate dean for practice in the College of Nursing. Bryant worked previously at the Hollings Cancer Center where she served as director

of outreach and community relations. She has worked in expanding outreach and mobile health screening services and introduced a lay patient navigation curriculum now used at NCI-designated cancer centers in the Southeast. Bryant begins in her new role May 1.

Natalie G. Johnson



Natalie G. Johnson was recently named assistant dean for diversity affairs in the Group on Diversity Affairs in the College of Medicine. She has worked at MUSC since 2000 and

joined the College of Medicine Dean's Office in 2007. She also has been an integral member of the College of Medicine's Group on Diversity Affairs for several years.



MUSC Office of Health Promotion's Dr. Susan L. Johnson, left, and Wellness Center director Janis Newton were recipients of the 2017 Joseph P. Riley Health and Wellness Award presented at the 40th Anniversary Cooper River Bridge Run press luncheon. Both were recognized for their commitment to building a healthy community.

Kelly Loyd



Kelly Loyd, a volunteer with the MUSC Children's Hospital and chair of the Children's Hospital Patient and Family Advisory Council, was presented with the 2017 Lewis Blackman

Patient Safety Award. Loyd received the award at the South Carolina Hospital Association's annual meeting April 12 in Columbia.

Karolinne Rocha



Karolinne Rocha, M.D., assistant professor, Department of Ophthalmology, was selected to be on the Power List as the most influential people in ophthalmology

by The Ophthalmologist magazine. The award spotlights clinicians who are rising stars and are in the early stages of their careers, who will be shaping the field of eyecare in the next decade.

EVENTS

Blessing to the Fleet

The 30th Annual Blessing of the Fleet & Seafood Festival will be held from 11 a.m. to 5 p.m., April 30 at Memorial Waterfront Park in Mount Pleasant. The annual event will feature a boat parade, live music, craft show, food and lots of free activities Shag and shrimp-eating contests and family-friendly activities. Admission is free.

North Charleston Arts Fest

The North Charleston Arts Fest will be from May 3 to May 7 at the Charleston Area Convention Center. The event features national, regional and local artists and performers in the areas of dance, music, theatre, visual arts, crafts, photography, media arts and literature. A variety of free and modestly-priced performances, workshops, exhibitions and activities are planned throughout the city. Admission and parking are free for more than 40 performances on four stages. For more information, visit <http://northcharlestonartsfest.com/>.

May is Brain Tumor Month

The Department of Neuro-Oncology will be holding a Brain Tumor Support Group on Friday, May 5 from 12 to 2 p.m. at the Clinical Science Building at 99 Jonathan Lucas St, Room 419. Lunch will be provided. You must RSVP to elberty@musc.edu to attend.

THE CATALYST

Editorial Office

MUSC Office of Public Affairs & Media Relations, 135 Cannon Street, Suite 403C, Charleston, SC 29425.

843-792-4107

Fax: 843-792-6723

Editor: Cindy Abole
catalyst@musc.edu

The Catalyst is published bi-monthly. Paid advertisements, which do not represent an endorsement by MUSC or the State of South Carolina, are handled by Island Publications Inc., Moultrie News, 134 Columbus St., Charleston, S.C., 843-958-7480 or 843-937-7489. E-mail: advertising@moultrienews.com.



Brain MRI Study on ADHD

The MUSC Center for Biomedical Imaging is seeking males (ages 14 - 18) with or without Attention-Deficit/Hyperactivity Disorder (ADHD) for a brain MRI research study on ADHD.

This confidential, no-cost research study involves a phone screen, a clinical assessment visit & a MRI scan visit. If qualified, compensation is provided.

For More Info: call/text **BRAIN** 843-640-5382
email ADHDbrainMUSC@gmail.com



IRB Number: Pro00043719
Date Approved 7/15/2016

Construction Update

Closure of President, Cannon streets at intersection

The President and Cannon streets intersection is closed due to the city's US17 Spring/Fishburne Project.

The intersection will be closed to through traffic for approximately one month to allow for the safe relocation of utilities and installation of new storm water infrastructure. Detour routes will be marked. Cannon Street between US17 and Ashley Avenue will be open to local traffic only during this time period with access west of the intersection from Westcott Street and east of the intersection from Ashley Avenue. Appropriate signage will be posted and delineators will be used to separate the lanes of traffic.

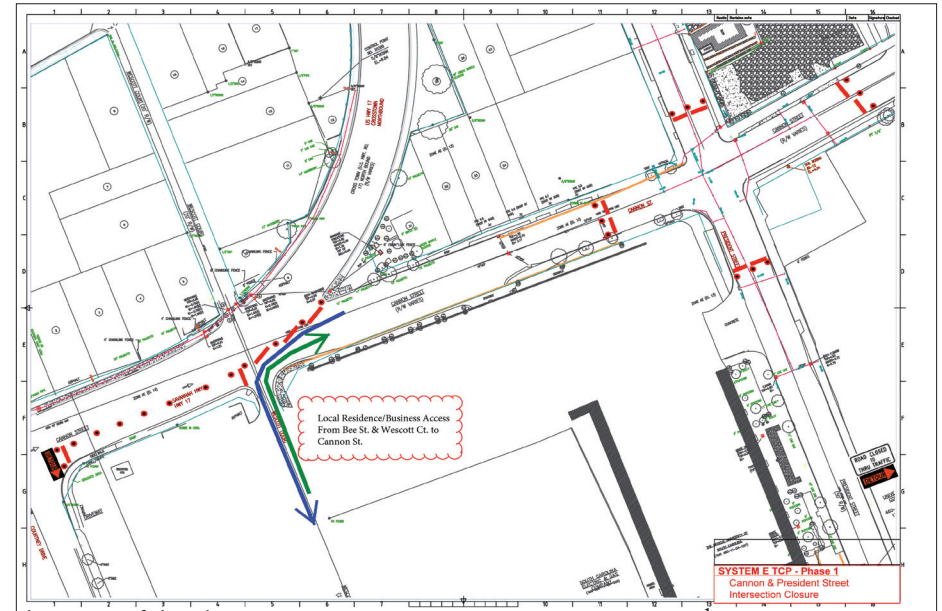
Specifically, Cannon Street will be temporarily open to two-way traffic

in the vicinity of 135 Cannon and the parking lot to allow for local traffic.

The President Street Garage entrances and exits on President Street will remain open, however approach to the garage must be from the Bee Street end of President Street. Entrances on Cannon (before the intersection) and Westcott Street should be considered by all MUSC Employees assigned to the President Street garage.

Refer to the map at the top right for more information.

The MUSC Shuttle and CARTA Medical 203 will return to the Hagood/Harborview parking complex via Doughty, Courtenay, Bee Street and Lockwood. This means that the President Street bus stop at the parking garage will be out of service for the



duration of the closure.

Please be aware that once completed, the project will move North keeping President Street closed above Cannon Street. The project manager expects the work on President Street to take three months.

The US17 Spring/Fishburne Project manager apologizes for the

inconvenience and appreciates your patience and understanding as they complete this phase of the project.

Information is available on the project's website at www.SeptimaClarkProject.com. Direct questions to SeptimaClarkProject@charleston-sc.gov.

RESEARCH GRANT HIGHLIGHTS

Dental Medicine, Oral Health Sciences

James Cray
A Novel pGlcNAc Nanofiber Scaffold to Augment Bone Healing: \$123,112, from the AO Foundation; Aug. 12, 2016 to Aug. 11, 2018

Medicine

Gregory Andrew Cote
Minor Endoscopic Sphincterotomy for Recurrent Acute Pancreatitis with Pancreas Divisum: \$350,614 from theNIH/NIDDK (K1U34DK112673-01); Sept. 25, 2016 to Aug. 31, 2017

Harry A. Drabkin
A Multicenter, Open-label, Randomized Phase 3 Trial to Compare the Efficacy and Safety of Lenvatinib in Combination with Everolimus or Pembrolizumab versus Sunitinib Alone in First-Line Treatment: \$172,425 from Quintiles Pacific, Inc.; Oct. 4, 2016 to Oct. 3, 2020

Harry A. Drabkin
Phase 3, Randomized, Controlled, Multi-Center, Open-label Study to Compare Tivozanib Hydrochloride to Sorafenib in Subjects with Refractory Advanced Renal Cell Carcinoma: \$112,441 from Parexel Intl. Corp.; Sept. 29, 2016 to Sept. 28, 2020

J. Terrill Huggins
A 12-week, Double-blind, Randomized, Placebo Controlled, Parallel Group Trail Followed by a Single Active Arm Phase of 40 weeks Evaluating the Effect of Oral Nintedanib 150 mg twice daily: \$232,645 from Boehringer Ingelheim Pharmaceuticals; Sept. 22, 2016 to Sept. 30, 2018

Jennifer Seminerio-Dielh
A Study to Evaluate the Safety and Efficacy of ABT-494 for Induction and Maintenance Therapy in Subjects with Moderately to Severely Active Ulcerative Colitis: \$676,978 from AbbVie Inc.; Oct. 26, 2016 to Oct. 31, 2018

Jennifer Seminerio-Dielh
A Phase 3 Multicenter, Open-label Extension (OLE) Study to Evaluate the Long-Term Safety and Efficacy of ABT-494 in Subjects with Ulcerative Colitis (UC): \$676,978 from AbbVie Inc. (M14-533); Oct. 26, 2016 to Oct. 31, 2022

Patrick A. Flume
A Phase 2, Randomized, Double-blind, Controlled Study to Evaluate the Safety of VX-152 Combination Therapy in Adults with Cystic Fibrosis: \$221,650 from Vertex

Pharmaceuticals, Inc.; Oct. 26, 2016 to Oct.31, 2017

John M. Wrangle
A Phase IB/II Study of Nivolumab in Combination with ALT-803 in Patients with Pretreated, Advanced or Metastatic Non-small Cell Lung Cancer: \$487,408 from Altor Bioscience Corp.; Nov. 23, 2015 to Nov. 22, 2019

Rahul Gupta Argula
A Study of the Efficacy and Safety of Bardoxolone Methyl in Patients with Connective Tissue Disease-Associated Pulmonary Arterial Hypertension: \$268,614 from PPD Development; Oct. 11, 2016 to June 30, 2017

Robert K. Stuart
A Randomized, Double-blind Phase 3 Study of SGN-CD33A (Vadastuximab Talirine) or Placebo in Combination with Azacitidine or Decitabine in the Treatment of Patients with Newly Diagnosed Acute Myeloid L: \$218,131 from Seattle Genetics, Inc.; Sept. 21, 2016 to Sept. 20, 2020

Sheldon E. Litwin
Reduce Lap-HF Randomized Trial I: A Study to Evaluate the Corvia Medical, Inc. IASD System II to REDUCE Elevated Left Atrial Pressure in Patients with Heart Failure: \$117,728 from Corvia Medical; Jan. 4, 2016 to Jan. 15 2021

Tamara M. Nowling
Glycophingolipids as Therapeutic Targets and Biomarkers of Lupus Nephritis: \$1,400,276 from DOD

(W81XWH-16-1-0640); Sept. 30, 2016 to Sept. 29, 2019

Microbiology and Immunology
Carl Atkinson
Pre-transplant Complement Inhibitory Graft Therapy Enables Prolonged Cold Storage and Improved Outcomes in Vascularized Composite Allografts: \$448,500 from the DOD (W81XWH-16-1-0783); Sept. 30, 2016 to Sept. 29, 2018

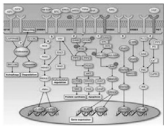
Neurology
Bruce Ovbiagele
Evaluation of Vascular Event Risk while on Long-term Antiretroviral Suppressive Treatment (EVERLAST): \$311,579 from the NIH (1R21TW010479-01); Sept. 1 2016, to June 30, 2018

Ekrem Kutluay
Feasibility Study on Laser Interstitial Thermal Therapy Ablation for the Treatment of Medically Refractory Epilepsy (FLARE): \$127,355 from Monteris Medical; August 16, 2016 to Aug. 15, 2018

The Catalyst's Research Grant Highlights column showcases the MUSC research community's grant activities. For information about awards, visit the Office of Research & Sponsored Programs at <http://academicdepartments.musc.edu/research/orsp/reporting/>.

9th Charleston Symposium on Vascular Anomalies CLINICAL AND RESEARCH FORUMS

May 19th: New Insights from Research in Vascular Anomalies
Joyce Bischoff PhD: Co-Chair
Lara Wine Lee MD PhD: Co-Chair
Thuy Phung MD PhD
Anne Comi MD
Elisa Boscolo PhD
Dawn Siegel MD
Luigi Boccuto MD
Luisa Arispe MSc PhD
Cameron Trenor MD



VASCULAR ANOMALIES: THEY DON'T JUST GO AWAY
May 19 & 20, 2017
8:30am - 3:00 pm
St. Francis Hospital, Charleston, SC

May 20th: Clinical Management of Vascular Anomalies
Marcelo Hochman MD: Chair
Chris Discolo MD
Ricardo Yamada MD
Sarah Cathey MD
Anne Comi MD
Cameron Trenor MD
Thuy Phung MD PhD
Lara Wine Lee MD
Edward Cheeseman MD

REGISTER/BUY TICKETS: <https://goo.gl/322Ry3>

Registration Fee : \$25 Students & Residents, \$75 all others (includes both days)

Endorsed By:



Scholars help in paving way for a healthier Charleston

By ALYSSA FRANCHAK

franchak@musc.edu

As another school year comes to an end, the work of the 2016-2017 cadre of Dr. Raymond S. Greenberg Presidential Scholars will continue to have an impact on the Charleston community.

The Presidential Scholars Program is an interprofessional group of students and faculty from MUSC and the Charleston School of Law. Throughout the year, those involved in the program explore a variety of social, political and human issues that affect and involve health care professionals.

The scholars are divided into different teams and paired with a faculty scholar to help guide them on various community involvement projects. These projects are chosen based on an overarching theme, which this year was “Healthcare Realities.” Some of the topics teams worked on included underserved communities, access to resources, obesity, nutrition and education.

To explore the issue of nutrition in Charleston, one group of scholars partnered with Trident Technical College’s Charleston Clemente Course. This innovative program, which is based on a national model, provides free tuition, meals, books, bus passes and mentoring for a student population made up of homeless individuals, ex-convicts, recovering addicts and single mothers.

The Redux Contemporary Art Gallery hosted the scholars group and the Charleston Clemente Course students for a photovoice showcase where the Charleston Clemente Course students displayed pictures they had taken that answered the question: “What keeps you from eating healthy in Charleston?” The event drew in a number of attendees, notably Paul Weiters, the wellness coordinator for the city of Charleston. “We helped to build a bridge between Mr. Weiters and Dr. Mary Ann Kohli, the director of the Charleston Clemente Course, to facilitate future collaboration in upcoming community health and education endeavors,” said medical student Ryan Kane.

The group focusing on access to resources took a different approach to its topic. They partnered with the Lowcountry Pregnancy Center to host a bilingual health fair, hoping to increase health literacy for Charleston’s minority groups, specifically regarding maternal and child health subjects. According to the students, the event was a success, and the scholars collected \$675 worth of in-kind donations, which consisted of food, diapers, wipes, strollers, children’s books and other miscellaneous items.

The scholars enjoyed educating members of the Charleston community, but they also learned a few things themselves. “We worked with several families and hosted a cooking class to disprove common misconceptions when it comes to cooking healthy. Don’t get me wrong, Krispy Kreme doughnuts are my



Members of the 2016-2017 Dr. Raymond S. Greenberg Presidential Scholars Program participated in various community projects including a health fair that addressed access to resources, obesity and nutrition.

Photo provided

The 2016-2017 Dr. Raymond S. Greenberg Presidential Scholars Program Student Scholars are: Aaron Gavri, Brandi Rollins, Carolyn Whittow, Laura Wysocki, Adam Akerman, Alexis Temkin, Michelle Ascanio, Louis Castellano, Harmony Hudson, Sonia Kohli, Kristen LeMatty, Courtney O’Neill, Anne Payne, Parker Rhoden, Dana Richards, Elizabeth Haywood Titchener, Anderson Wiksell, Ashley Gathers, Jamie Harrell, Andrew Hill, Ryan Kane, Blair Lowery, Elliott Mappus, Amy Moon, Rachel Butler, Krista Dies, Sanura Eley O’Reilly, Jake Forrester, Brandon Gates, Catherine Griffin, Maria Petrie, Susannah Rogers, Liseo Ru, Leilani Smith, Courtney Tutterow, Robyn Eggert, Grace Elsey, Mary McGann, Ha Nguyen, Ashley Tufton, Steven Holshouser and Charleston School of Law’s Matthew Breen, Charity Hollar, Mary Alden Jones, Christa Morton and Nicole Soulsby. The 2016-2017 Dr. Raymond S. Greenberg Presidential Scholars Program Faculty Scholars included Kristy Brittain, PharmD; Shannon Jones; Masahiro Kono, Ph.D.; Amy Martin, DrPH; Sarah Miller, PhD; Andela Mund, CRNA, DNP; Dayan Ranwala, Ph.D.; and Nancy Zisk, J.D., of Charleston School of Law.

others as a team to have better outcomes,” said MUSC’s Dayan Ranwala, Ph.D., faculty scholar for the group focusing on access to resources.

The presidential scholars were celebrated on April 11 at the annual Scholar’s Day event, where each group showcased its community involvement project. Next year’s scholars were also recognized at the event, so be on the lookout for their projects and community impact in the next school year.

favorite food and super easy to grab on the go; however, cooking healthy is not financially burdensome and can also be super quick and easy (and tasty),” said Mary Alden Jones, a Charleston School of Law student in the scholar group that focused on the topic of obesity.

The lessons learned extend beyond this year’s theme of Healthcare Realities and can continue to be applied to the scholars’ academic and post-academic careers. “I think being in the PSP and doing the community project together have helped the students learn how to work as an interprofessional team. I hope the experiences they have gained from the PSP will help them be better prepared in their careers to work with

ED medical director institutes new screening program



Photos by J. Ryne Danielson

Dr. Greg Hall leads a meeting of the ED screening team.

By J. RYNE DANIELSON
daniejer@musc.edu

Infectious diseases caused by viruses, bacteria or other microorganisms are one of the leading threats to public health in the United States and around the world. They attack indiscriminately and recognize no state or national borders. While doctors have made tremendous headway in treating the Hepatitis C virus, HIV and AIDS over the past few decades, the interconnectedness of modern society, coupled with access to care issues, have complicated the fight against them.

Routine screenings are one of the most effective tactics available to doctors and other health care professionals. But all too often, those who would benefit most do not have access to primary care where those screenings might be available.

Greg Hall, M.D., medical director of the Adult Emergency Department, is working with a team to change that. As the recipient of a new grant from Gilead Sciences, a biopharmaceutical company, they have developed a program to integrate routine HIV and HCV screenings into MUSC's Emergency Department and hopefully reach patients who might otherwise slip through the cracks.

"Gilead has partnered with a number of organizations throughout the country to integrate HIV and HCV testing into clinics and hospitals to catch undiagnosed infections and get individuals into treatment," Hall said. "Historically, these screenings have been feared because we didn't have any effective treatments. But,

as new treatments become available, if we can see these patients, we can do something to help them. We can now cure HCV, and HIV has become more of a disease patients live with instead of die from."

One in eight Americans with HIV does not know he or she is infected, and approximately half of HCV cases go undiagnosed, according to Gilead. Its FOCUS program aims to change those statistics by making screenings more routine and changing public attitudes that discourage testing. FOCUS stands for Frontlines of Communities in the United States, and according to Hall, the Emergency Department is the tip of the spear.

"Many of our population in the Emergency Department don't have adequate access to care so we are the default primary care for a lot of folks. There are a lot of people who get screened when they come through the ED who wouldn't be screened otherwise."

South Carolina is one of 19 states that chose not to expand Medicaid coverage under the Affordable Care Act, also called Obamacare. Almost 650,000 South Carolinians remain without health insurance, according to the Centers for Disease Control and Prevention, one of the highest rates in the country. And of those, half earn too much to be eligible for Medicaid but too little to qualify for subsidies on the federal exchange.

"One of the challenges is meeting the needs of this population with limited resources," Hall said. "We provide a lot of primary care to the general population, both because patients don't always have funding, and because there is a shortage of primary care providers. Even in states that expanded Medicaid, that doesn't mean they expanded the primary care options that they have available."

The Emergency Department is a safety net for a lot of people, Hall said, but it also provides an opportunity to provide a valuable public health service. "We're seeing a lot of the public, so it makes sense to put this sort of screening program on the front lines."

The grant from Gilead funds both screenings and case management services to get patients into treatment if they test positive.

"Though the pharmaceutical industry gets a bad name sometimes," Hall said, "a lot of times they want to do something to give back. In addition to the philanthropic benefit, Gilead also makes medications to treat these diseases. By investing in these programs, they can find additional patients. So it's a win-win for both patients and the company."

Historically, Hall noted, the ED has been a place reserved for acute care. "As we move forward into patient-centered, value-based care, the ED will provide patients a valuable resource they may not have access to anywhere else and hopefully provide that link to further care."



The Emergency Department screening team, counterclockwise from left, licensed social worker Kristin Farris, nurse case manager Gracemarie Galloway, Dr. Greg Hall, nurse Lauren Jones and licensed social worker Norma Lynn Higgins. A new grant from Gilead will allow them to reach patients whose infections may otherwise have gone undetected.

MUSC Board of
Trustees Meeting

UPDATE

MUSC and the Medical University Hospital Authority (MUHA) Board of Trustees held its regular scheduled meeting, receiving status reports on areas of the organization that included its financials, development and alumni affairs, government relations, and diversity and inclusion. The MUSC/MUHA Board of Trustees serves as separate bodies to govern the university and hospital, holding two days of committee and board meetings six times a year.

Three new members participated in their first board sessions. Guy C. Castles III, M.D., was appointed to the board by Gov. Henry McMaster. A graduate of the MUSC College of Medicine, the Columbia-based pediatrician also completed his residency training at MUSC. Both his father and a daughter are also MUSC alumni. Robert C. Gordon, DDS, has been an Orangeburg dentist since 1971 and has a son-in-law who trained in general surgery at MUSC. Representing the Sixth District, he is designated to complete a one-year term. Richard M. Christian, Jr., M.D., is also an alumnus of the MUSC College of Medicine. The orthopedic surgeon has practiced in Greenwood since 1991. He represents the Third District and is designated to complete a one-year term.

**Brady**

the state of South Carolina is in the highest quartile for that tragic set of statistics.” To illustrate the problem, Brady noted that in 2015, the total number of opioid prescriptions written in South Carolina was equal to the total number of adults in the

state. “Pain management has been one of the most common reasons for the over-prescription of opioids.” Research underway at MUSC has shown alternative treatments for pain management include transcranial brain stimulation, psychotherapeutic therapies and stress resilience. MUSC scientists are also exploring therapies for detoxification and opioid withdrawal and are experts in treatment of opiate-addicted, pregnant women. “We need to explore alternative treatments for pain and educate physicians about alternative pain management strategies,” Brady said. MUSC is working with the South Carolina Department of Alcohol and Other Drug Abuse Services to prevent and reduce the negative impacts of substance use and addictions.

In other business, the board confirmed the appointment of Lisa K. Saladin, Ph.D., PT, as executive vice president of academic affairs and provost, following a national search. In her new role,

**Saladin**

which is effective immediately, Saladin reports directly to MUSC President David J. Cole, M.D., FACS. Saladin brings more than 23 years of experience as an academic administrator to this pivotally important position.

“The provost serves as the chief academic officer for this institution, and this is a critical leadership position for the university,” Cole said. “For 26 years, Lisa has demonstrated commitment, creativity and passion as a leader and contributor to the MUSC community. We are confident she will serve our institution with the same consistently high level of energy, insight and distinction that she has shared over the years.”

The provost is responsible for institutional vision setting, strategic

See UPDATE on page 14

It takes a team effort to change what's possible

By MIKIE HAYES

hayesmi@musc.edu

Employees matter. Just ask United Airlines. Recently, a United pilot strolled through the cabin of his plane carrying an Easter basket filled with candy and eggs. He invited each child on the flight, with parental permission, to select a treat from the basket. The children were elated and other passengers were touched by this sincere act of kindness. It did not go unnoticed that the pilot was doing his level best to help restore United's image in the wake of an unfortunate incident in which a passenger was injured when he was forcibly removed from a flight. The pilot took it upon himself to create a positive experience for his passengers — the airline's customers.

Employees are the public face of every company and have a major impact on a corporate brand. A brand defines what a company stands for. It's a promise to those whom a company serves — a commitment that it is what it claims to be and will deliver what it says it will.

In today's competitive market, companies must be aware of their brands and employees must be a supportive and integral part of it. MUSC recently launched a brand awareness campaign to tell the MUSC story and preserve and extend the integrity of its brand promise — Changing What's Possible.

Many employees lent their voices to the effort.

"We have fantastic people," said Michael Yost, Ph.D., vice chair of surgery research, referring to the caliber and commitment of MUSC's people.

"We are MUSC. Each one of us," he continued. "Every day, the people who work here change what's possible — in scientific discoveries, in patient care and in educating the next generation of health care providers."

Yost shared his heartfelt sentiments in a special video that is part of the new branding campaign, which highlights the many facets of Changing What's Possible and will launch during Employee Appreciation Week.

People often think of branding as a tangible — something they must use: a

corporate logo, palette of allowable colors, approved letterhead. And while technically, branding ultimately does include those components, it is so much more. Branding reflects the very heartbeat of an organization. It's the personal connection — the commitment of everyone involved, regardless of position, status or title, to what the organization strives to achieve.

Yost thinks MUSC has successfully connected people to purpose.

"Everyone here wants to be here. They want to be here," he said emphatically. "They want to make a difference. They want to change how things work, and they want to improve lives."

CHANGING WHAT'S POSSIBLE

It's been said many times that MUSC is a family — one that supports each other in what they do. Each person aiming to make a difference that contributes in some small or large way to the overarching mission. When the focus is on Changing What's Possible, patient care, education and innovation can't help but excel.

In a recent letter from President David Cole, M.D., FACS, to employees, he shared the video that introduced the new campaign. He said that it demonstrates the organization's values, vision and dedication to all three of MUSC's institutional missions and tells the MUSC story.

"'Changing What's Possible' is a powerful positioning statement that encapsulates the core of MUSC — our values-driven and forward-thinking spirit," he said. "It's the promise made to every person, in every interaction, that we will strive to make positive, innovative and impactful changes in their lives."

"Its overarching message," he went on to say, "is that no matter what you do or where you work, we are all one MUSC, committed to moving health care forward and achieving greater value and better outcomes for all the lives we touch."

Keeland Williams, a second-year College of Medicine student, said it's this type of commitment that makes him feel valued, respected and inspired to treat patients.

"When you come to MUSC you're a



Photo by Brennan Wesley

Jamie Snape, a physical therapist, said she is "Changing what's possible by helping kids and parents take the steps to reach their goals."

"Everyone here wants to be here... They want to make a difference. They want to change how things work, and they want to improve lives."

Dr. Michael Yost

student," he said, "but first and foremost, they treat you like you're an actual person, not a number on their roster. What inspires me every morning is my future patients. For me, I think about the future COPD patient I might have or the future cancer patient I may have and knowing that what I'm learning here is actually going to save their life."

EMPLOYEES — THE KEY TO SUCCESS

Branding an organization like MUSC involves everyone — from the colleges and parking management to scheduling and hospital billing. It doesn't matter who someone is or where they work — the clear message is they are valued and their job is important.

MUSC Health CEO Patrick Cawley, M.D., agrees. "Our people are our greatest asset and the key to our success," he said. "I say that often and with very good reason. 'Changing What's Possible' is not merely an adage or a

future aspiration — it is the central position from which we move forward in all we do. The MUSC team, in every way, is integral to this very important undertaking, and the dedication, talent, and innovation they bring to bear, day in and day out, are both an inspiration and at the heart of every success we achieve."

Sarah Parks, RN, on 6 East Transplant and Urology, takes that praise personally. She is proud of the work that is being done at MUSC and on her unit — and for her, that extends to both how she treats patients and staff.

"I get to help new nurses become the best nurses on the floor," she said with great pride. "And we also help patients learn about transplants. They leave happy and healthy. Everybody here makes you feel like family. You're here 12 hours a day sometimes, and everybody's like your second family."

The extent to which an employee like Parks affects a patient's experience can't be overstated. When a patient makes the choice to come to MUSC for care, the employees they interact with leave lasting impressions of the organization — one way or the other. Whether it's the dietary person who brings a hot breakfast to a new mother, a groundskeeper who takes special care of his roses so a wheelchair-bound patient can enjoy the beautiful fragrance, or a nurse in pre-op who calms a college athlete going

See **BRAND** on page 9



Photos by Brennan Wesley

Carlton Jenkins of Parking Management: “I love to bring smiles to our patients because you never know what they are going through that day.”

BRAND *Continued from Page Eight*

into surgery for a torn rotator cuff, when employees puts patients first, it makes all the difference in the world – especially at such a vulnerable time in patients’ lives. Caring reverberates.

Imran Chaudry, MBBS, associate professor in the Department of Neurosurgery, believes that caring is at the heart of what MUSC does best.

“One thing that I love hearing is when I refer patients or people that I know, friends and families, to another physician at MUSC. I always get the feedback that that was one of the best medical experiences they’ve ever had. I love working here because of all the innovation, the research opportunities, the educational opportunities. And we really do kind of put people first.”

PUTTING PEOPLE FIRST

Known for her commitment to collaboration, mentorship and inclusivity, Provost Lisa Saladin, Ph.D., is quick to credit those around her and look for ways to build consensus.

“It is the people who work and study at MUSC who are directly responsible for contributing to our reputation for excellence and our success,” she said. “Everyone within MUSC deserves to be treated with respect and dignity, and we collectively must ensure

that we pass that on to all individuals we interact with. We each can make a difference in every life we touch.”

Everyone at MUSC touches lives that matter – employees, patients, students, families. Everyone makes an impression. Everyone has a lot to give.

Kyle Lewis, a supervisor in the Grounds Department, connects the work he does directly to the patient experience.

“I think most people that are here on a daily basis are here for not so great reasons,” he said. “Whether it’s a sick family member or they’re sick. And if they can come outside to a nice green environment, where there’s fountains and trees and a nice breeze or beautiful flowers, it may just help just a little bit. And if it does help just that little bit during each day, then we’re doing our job.”

“Changing What’s Possible” signifies that there is value in what each team member brings to the table – their opinions, skills, perspectives. It’s important they know they are part of something bigger. Part of a team – a family, said Christine Murray, director of brand strategy and marketing services. “We can never lose sight of why we are all here. We work at an incredible place, and the impact we make is felt not just in South Carolina but nationally,” she said. “The difference that we make matters. Everyone here matters.”



Researchers Dr. Jonathan Heywood, Rheumatology and Immunology – Discovering what’s possible and Dr. Chris Davies, Biochemistry and Molecular Biology – Teaching what’s possible. OB-GYN’s Dr. Megann Helton-Rieter said, “I’m changing what’s possible by delivering our future.”

TEAMWORK MAKES THE DREAM WORK

Steven Holshouser, a research student in the College of Pharmacy, enjoys the team atmosphere MUSC offers – everyone doing their part, working together interprofessionally all over campus to make MUSC the best it can be.

“My favorite part is to be able to work and interact with nurses, occupational therapists, physical therapists, doctors and researchers all on the same, you know, coffee run,” he said with a smile.

Being part of a team and doing valuable work also is important to public safety officer Donald Newburn, Sr.

“The guys I work with – that’s my family,” he said. “I spend more time with them, I think, than I do at home. So, we’re like a big brotherhood, you know, and when we come to work – it’s all about each other.”

Every day, Newburn puts his best foot forward for MUSC. He takes his responsibilities very seriously. It’s important to him that employees feel safe. “If you’re here working late, I’m here protecting you,” he said proudly.

At the end of the day, discovering, teaching, delivering, inspiring and embracing what’s possible is up to the diverse and richly woven tapestry of people who together make up the MUSC family.

Yost became emotional when he expressed how meaningful the work being conducted at MUSC is and how widely it’s valued.

“What we do matters,” he said. “It matters to us. It matters to the patients. It matters to the community. And it’s recognized along those levels. I get feedback all the time telling me, ‘Thank you so much for the things you do.’ And it matters.”

NURSE OF THE YEAR CEREMONY

Monday, May 8th, 1030-1130
St. Luke’s Chapel

Reception in Courtyard to follow

All unit/area winners will be recognized and the MUSC Health Nurse of the Year Announced

HEALTH PROFESSIONS STAFF AWARDS



College of Health Professions Interim Dean Dr. James Zoller presented the college's annual awards, which were represented in seven categories.

Top photo: Dr. Zoller awarded the Team of the Year award to Kelly Long (pictured), Susan Johnson, Lauren Dickerson, Becca Barry and Meghan Kirwan. Staff of the Year went to Susan Johnson. Volunteer of the Year was given to Juli Wilt. The Developing Scholar Award was presented to Dr. Yue Cao and the Scholar of the Year Award to Dr. Jim Krause. The Excellence in Service Award went to Dr. Peter Bowman. Right photo: Dr. Zoller presents the college's Teacher of the Year to Dr. Karen Wager.

Photos provided





2017 MUSC EMPLOYEE APPRECIATION WEEK

MAY 8 - 12, 2017

SAVE THE DATE!

MUSC Employee Appreciation Day
Celebration on the Horseshoe

Beach-inspired music, games, refreshments and more!

Thursday, May 11th | 11 a.m. – 2 p.m.
Rain or Shine!

Visit horseshoe.musc.edu/everyone/employee-appreciation
for details on the Employee Appreciation Day Celebration,
Hospital Week, Nurses Week, University calendar of events,
MUSC Physicians, and off-site location events!



MUSC
Medical University
of South Carolina
Changing What's Possible

Step It Up MUSC challenge gets employees moving

In June of 2016, the MUSC Office of Health Promotion and MUSC Health Innovation Center launched Step It Up MUSC to promote a physically active workplace and culture of health. Researchers report that the amount of time a person spends sitting each day is associated with a higher risk of heart disease, diabetes, cancer and death. Moreover, regular exercise may not be enough to offset this risk.

The challenge for many is that their job responsibilities require them to be seated for most if not all of their work hours. For that reason, it's important that both employees and employers take steps to create an environment that helps them move more. The Step It Up MUSC Challenge encouraged faculty, staff and students to form teams of 6 to 12 people and compete for the highest number of steps each month over the course of three rounds that lasted three months each (June through August, September through November, December through

February), culminating in a March Madness finale.

Over 600 participants on 72 teams participated in the Step It Up MUSC Challenge. Whether they rallied for a few weeks or made it the full nine months, all the "steppers" took positive steps toward achieving a healthier lifestyle. Collectively, the teams logged 63,689,688 steps. That's the equivalent of walking four round trips from Charleston to Los Angeles, California. Eleven determined teams competed in the March Madness Step It Up MUSC finale, which kicked off on Sunday, March 12. The teams were divided into two brackets, mid-steppers and high-steppers, with the top 50 percent moved on to the successive weeks. The challenge ended on April 1, and winning teams received their trophies on April 5, as part of the National Walking Day events.

In the mid-stepper bracket, with 100,608 averaged steps, beating out Surgery Walkaholics by just 2,434 steps,

congratulations go to Project Step. The team was made up of members of the Department of Psychiatry and Behavioral Sciences and the Department of Radiology and included team captain Rachel Tomko, Vitria Adisetiyo, Kevin Gray, Kathryn Mase, Kayla McAvoy, Erin McClure, Danielle Schwartz, Lindsay Squeglia and Lori Ann Ueberroth.

In the high-stepper bracket, with 138,036 averaged steps, overtaking The Walkie Talkies with a margin of 15,423 steps, was Notorious BMIC. This six-person team represented the Biomedical Informatics Center (BMIC) within the South Carolina Clinical and Translational Research Institute and participants included team captain John Clark, Cheryl-Lyn Samuels, Lynn Patterson, Tomoko Goddard, Jean Craig and Patricia Rudisill. When asked about benefits of participating in the challenge, Clark said, "It has opened up communication between team members and has improved morale. Having a

MUSC Health & Well-Being

By Susan L. Johnson, Ph.D., MUSC Office of Health Promotion



common goal connects us and makes us more efficient in the workplace."

Please join us in congratulating all the winners and participants. Their commitment to their own health, as well as that of their coworkers, is inspiring, and we hope that their involvement in the challenge was fun and rewarding.

Are you looking for a walking partner? Use the Office of Health Promotion Yammer page to find a partner (or two) to start or continue your own heart-healthy routine.

MUSC's SKIN team celebrates five years of excellence

By PHILLIP BOTHAM, RN

Office of Quality Management & Patient Safety

In recognition of the fifth anniversary of MUSC's SKIN Team, the Office of Quality Management and Patient Safety held an event on Feb. 21 in the Gazes Auditorium to celebrate this milestone and recognize excellence in the work accomplished by this team. The regularly-scheduled quarterly meeting provided an excellent opportunity to highlight the team's many successes. The morning kicked off with breakfast, and during the meeting prizes were raffled off and commemorative SKIN Team cups were distributed.

SKIN team members were joined at the event by MUSC Health leadership, including Patti Hart, RN, associate chief nursing officer; Jerry Mansfield, RN, Ph.D., executive chief nursing officer; Danielle Scheurer, M.D., MUSC Health medical director for quality

and safety; Tim Brendle, RN, associate chief nursing officer for perioperative services; among others.

SKIN stands for surface, keep moving, incontinence and nutrition, and the team's mission is to prevent pressure injuries and reduce the number of hospital-acquired pressure injury cases. Leadership praised SKIN team members for their hard work and commitment over the past five years. Their work, it was noted, has brought MUSC Health's hospital-acquired pressure injury rates down below national averages.

In all, eight awards were presented at the event, and the following individuals and units were recognized:

- ☐ 2017 Pressure Injury Prevention Innovation Award: Tim A. Brendle, DNP
- Innovative Work with Pressure Injury Prevention in the OR setting
- ☐ 2017 Outstanding Achievement in Pressure Injury Prevention Award: STICU –



Photo provided

Members of the Surgical-Trauma ICU SKIN team receive their plaque and celebrate their achievement in injury prevention.

- SKIN Team
- Outstanding Commitment to Pressure Injury Prevention and the Safety of our Patients
- ☐ 2017 Outstanding Achievement in Pressure Injury Prevention Award: MSICU –

- SKIN Team
- Outstanding Commitment to Pressure Injury Prevention and the Safety of our Patients
- ☐ 2017 Outstanding Achievement in Pressure Injury Prevention Award: 6 West ART – SKIN Team
- Outstanding Commitment to Pressure Injury Prevention and the Safety of our Patients
- ☐ 2017 Outstanding Commitment to Pressure Injury Prevention: Cynthia P. Steffen, RN – NICU
- Outstanding Commitment to Pressure Injury Prevention and the Safety of our Patients
- ☐ 2017 Outstanding Commitment to Pressure Injury Prevention: Donna Smith Sheppard, RN – CVICU
- Outstanding Commitment to Pressure Injury Prevention and the Safety of our Patients
- ☐ 2017 Outstanding Commitment to Pressure Injury Prevention: Tracy Fields Bates, RN – CVICU
- Outstanding Commitment to Pressure Injury Prevention and the Safety of our Patients
- ☐ 2017 Outstanding Commitment to Pressure Injury Prevention: Eileen A. Ames, RN – 8 East and West
- Outstanding Commitment to Pressure Injury Prevention and the Safety of our Patients

Oncology surgeon, Clemson students work for inspiring innovation

BY DAWN BRAZELL

brazell@musc.edu

The best ideas can come at the oddest of times.

Just ask oncology surgeon Nancy DeMore, who while performing a lumpectomy, she asked herself why there wasn't an easier way to do the procedure that wouldn't involve two invasive procedures.

DeMore, who's also a researcher at the MUSC, says it really wasn't even a conscious thought. She just heard the question come out of her mouth and thought, why not find out. And, she knew just where to find a possible solution. She had done a talk at the 2015 Women's Innovation Symposium at MUSC and met another presenter, Delphine Dean.

She was impressed by Dean, who holds a degree from MIT in electrical engineering and computer science and directs the Multiscale Bioelectromechanics Lab at Clemson University. Instead of just passing off her idea, she picked up the phone.

She described the problem to Dean. When a patient has an abnormal mammogram and the radiologist does a biopsy for a suspected cancer, a titanium clip is inserted to localize where the tumor is. If the patient needs a lumpectomy, the patient goes to radiology where a wire is inserted into the breast to localize the titanium clip. She then goes to the operating room where the surgeon removes the breast tissue around the wire. This two-step process is inefficient and inconvenient for patients and sometimes causes pain from insertion of the wire.

The reason why the marker clip inserted into the breast is made of titanium is because it is very weak in electromagnetism, meaning that patients can have MRIs in the future and won't set off metal detectors at airports.

DeMore's question: Would it be possible to make a metal detector that could detect titanium? Her hunch was that if the surgeon could find the location of the titanium clip in the operating room with the metal detector, this would eliminate the need for wire

localization.

Dean rose to the challenge, pitching the idea to students in her bioinstrumentation class who were intrigued by the project. Ideas and plans flew back and forth between MUSC and Clemson, with a group of Clemson students taking on the task and spending long hours in the lab.

Over time, all the brainstorming and work paid off. In August 2016, a patent was filed on the resulting hand-held detector. The prototype is set to go through pre-clinical trials and potentially will be on the market for use in two years, DeMore says.

Meanwhile, the idea and resulting design is getting rave reviews and winning awards. DeMore presented the idea at the Charleston Southeast Medical Device Association Pitch Rounds competition at MUSC's Drug Discovery Center, an event sponsored by MUSC and the Foundation for Research and Development. She won and now will be going on to compete in Atlanta later this month. DeMore says it was a tough competition. "There were some other outstanding technologies that were equally as worthy, so I was really surprised. I'm really impressed with the technologies that are being developed in this region."

DeMore also recently presented at the Society of Surgical Oncology's "Innovations in the Operating Room" and won that competition.

DeMore noted she isn't the only surgeon frustrated by a process that's inefficient and inconvenient for patients. "Surgeons constantly have ideas of how to improve techniques, because we're the ones who are doing this every day. Many times we may have the ideas, but we have no idea of how to implement, so we just go on to our next patient."

In this case, DeMore is glad she didn't. It's important for surgeons to be interested in bringing innovations to their field, she says, and the innovation competitions help. "I'm so pleased to see the Society of Surgical Oncology put together the first session on innovations in the operating room — really



Photos provided

Clemson University students Joey Wilson, left, and Scott Slaney use a specialized metal detector to find a titanium marker used in breast cancer treatments.



The titanium clip fits on a fingertip.

highlighting the importance of this in our field."

TEAM SCIENCE

What also really helps, though, are collaborations, DeMore says, adding how impressed she was with Dean's team.

Dean agrees. "Sure, it's four hours apart, but it doesn't feel that far apart. The Clemson-MUSC collaboration works really well. We make a lot of effort in our state to bridge that gap in the biomedical space."

She's seen the payoff with her students who are prone to think outside of the box and bring fresh ideas to the table when allowed to work on real-world projects. "When you learn in a classroom by looking at slides and listening to lectures, it's very

different from talking to a clinician who uses these devices."

Dean says she knows patients who've had to undergo the two-step process for a lumpectomy and how scary it was for them. It is gratifying to work on a project that will improve that experience and lower costs, and her students benefitted from the clinical knowledge they got from DeMore, who has been very responsive. How well the device is being received has surprised all of them. "It blew up, and there's been a lot of interest from the outside. It was eye-opening for the students. The MUSC tech transfer office moved things forward quickly."

The project challenged her students.

See **MARKER** on page 14

May schedule for S.C. Public Radio's Health Focus with host Bobbi Conner

Visit www.southcarolinapublicradio.org/programs/health-focus

May 1 ~ Segment #1

Topic: Stroke Disparities

Guest: Dr. Robert Adams, distinguished University Professor of Neurology and director of the South Carolina Stroke Center of Economic Excellence at MUSC

May 1 ~ Segment #2

Topic: Foster Parenting

Guest: Dr. Elizabeth Wallis, assistant professor of pediatrics and director, Foster Care Support Clinic at MUSC Children's Health

May 8 ~ Segment #1

Topic: Exercise to Help with Mild Cognitive Impairment

Guest: Dr. Nicholas Milano, a cognitive and behavioral neurologist and assistant professor of neurology at MUSC

May 8 ~ Segment #2

Topic: Autism Research (SPARK)

Guest: Dr. Laura Carpenter, a professor of pediatrics, MUSC College of Medicine

May 15 ~ Segment #1

Topic: Knee Pain/Injury and Physical Therapy

Guest: Dr. Jody Rush, an orthopaedic clinical specialist and physical therapist at MUSC

May 15 ~ Segment #2

Topic: The Emerging Science of the Human Microbiome

Guest: Dr. Michael Schmidt, professor and vice chair of microbiology and immunology at MUSC

May 22 ~ Segment #1

Topic: Asthma Treatment

Guest: Dr. John Cox, clinical professor of pulmonary and critical care medicine, MUSC College of Medicine

May 22 ~ Segment #2

Topic: Physical Therapy and Self-care for Cancer Survivors

Guest: Renee Garrison, physical therapist and certified lymphedema therapist at MUSC

May 29 ~ Segment #1

Topic: Community-based Stroke Recovery Research

Guest: Dr. Gaynell Magwood, professor and nursing researcher, College of Nursing

May 29 ~ Segment #2

Topic: Nutrition for Patients with Chronic Kidney Disease

Guest: Dr. Ruth Campbell, professor of internal medicine and nephrology, Division of General Internal Medicine & Geriatrics and the Division of Nephrology, Department of Medicine at MUSC



2017 YES Campaign



"It's not just about my contribution...it's about us all coming together because that's when we truly make a difference. That's what the YES Campaign is all about."

Cami Meyer

COLLEGE OF HEALTH PROFESSIONS



Make your gift today.

**Give online at
giving.musc.edu/yes**

Your Gift, Your Choice.

it starts with
MUSC

For more information on the YES Campaign contact: Whitney McLuen, Campaign Coordinator at 843-792-1973 or mcluen@musc.edu

MARKER *Continued from Page Twelve*

It took a “lot of tuning” and customization for clinical purposes and computational modeling, but the team kept working.

Clemson University senior Scott Slaney says it's the most rewarding thing he's ever done during college. “We do a lot of learning about basic science behind these concepts, but seeing how all these moving pieces fit together to make a single working device is really a cool experience. To actually take something that sounds like it only has a few engineering principles and make it work in a medical environment is its own kind of beast to tackle. I was happy to learn about the need for this procedure and what seems to be an underserved community of the population,” he says.

Dean notes students often bring passion to their projects, as can be seen in the students who worked on the project, including Slaney and classmate Joey Wilson, who's president of Clemson's undergraduate student government and a recent Schwarzman scholar recipient. As bioengineering students, they want to find creative solutions to problems within medicine, Wilson says.

“This is our why. This drives us and reminds us that this project is much bigger than ourselves. It could make a significant impact on the clinical cycle of care for hospitals and breast cancer patients – saving time, money, and operating room space, while preventing unnecessary human suffering.”

He really enjoyed the challenge of the project and taking a problem that no one has tackled to date. “It's why the status quo has been maintained for so long. For us, the

reasoning of ‘it's the way it has been done for a long time,’ is not sufficient. At Clemson and MUSC, I truly have surmised that we are thinkers, we are innovators, and we are believers.”

Wilson says the project, though challenging, brought amazing opportunities to the team. The collaboration with DeMore and their research mentor, Dean, was critical. The team also learned how broad the field of bioengineering is, he says, adding that what they had to learn about metal detectors went far beyond the basics of their bioinstrumentation class.

“We had to find creative ways to educate ourselves about metal detectors and all of the components that make them work. The idea behind them is relatively simple, but all of the ways that operational metal detectors are created are complex and were out of the scope of our curriculum,” Wilson said.

When it got tough, team members reminded each other why they were there, Wilson says.

“We're inspired by the opportunity to improve patient outcomes and change lives for the better. In the uphill battle against cancer, we're making a little progress – and hopefully scientists will one day find a cure,” he said.

Dean says she expects to see more of these collaborations in the future, particularly given how well this one worked. “There's no better way to teach our students than the real-world environment. It's a win-win.”

It's a win for MUSC as well, says DeMore. “It can save the patient from having to have the pain and inconvenience of having an invasive procedure to localize the clip, and it can improve the efficiency of the whole procedure for the patient and the hospital.”




Photo by Sarah Pack

Dr. DeMore says it's important for surgeons to bring innovations to their field.

COLLABORATE *Continued from Page One*

partnership include:

- ❑ Joint Ph.D. in Biomedical Data Science and Informatics
- ❑ Accelerated Pathway to the Master of Science in Cardiovascular Perfusion
- ❑ Accelerated Pathway to Medical School
- ❑ Accelerated Pathway to Dental School
- ❑ Accelerated Pathway to Master in Health Administration
- ❑ Accelerated Pathway to the Doctor of Pharmacy
- ❑ Accelerated Pathway to the Doctor of Physical Therapy
- ❑ Accelerated Pathway to the Master of Public Health in
 - Biostatistics
 - Epidemiology
 - Health Behavior and Health Promotion

MUSC Provost Lisa Saladin, Ph.D., P.T., said there are many benefits to the programs. “Not only are these accelerated degree programs significantly reducing total student debt, which is a priority for all academic health science centers, but they also align perfectly with MUSC's strategic pillar to foster innovative education,” she said. “This partnership represents just one example of how we are transforming education.”

Estimated time and cost savings for students in the accelerated pathway programs could be significant. In the Master of Public Health degree programs, Clemson students will take 12 credit hours as undergraduates that count toward their MUSC graduate degrees. The other accelerated pathway programs could shorten by a year a student's time as an undergraduate, saving them thousands of dollars in tuition and living expenses and potentially reducing their student debt significantly.

Robert Jones, Ph.D., provost and executive vice president for academic affairs at Clemson, said some of the greatest challenges today relate to health care. “South Carolina and the United States need more highly qualified health professionals to reduce obesity, reduce health care costs, increase access to care and discover the next generation of pharmaceuticals and other therapies. With these joint initiatives, students get the highest quality education possible through two world-class universities. In the long run, everyone will benefit from this exciting collaboration,” he said.

Current Clemson students can apply and find more information about the accelerated pathways program and the joint Ph.D. program online. Enrollment capacity, deadlines and admission processes may vary by program.

UPDATE *Continued from Page Seven*

for education and biomedical research. Direct reports to the provost's office include the deans of the six colleges, director of the Hollings Cancer Center, vice president for research, and associate provost for educational affairs and student life.

After engagement with a talented pool of candidates from notable institutions across the country, Saladin emerged as the top candidate to assume the provost's responsibilities. She possesses a clear understanding of the complexity of her new role from serving as the MUSC interim provost since July 2016. She will be the second female provost in MUSC history.

Prior to serving as interim provost, Saladin was dean and professor for the College of Health Professions for five years and interim dean and professor for the college for one year. A physical therapist by training, Saladin spent more than two decades honing a diverse skill set as a much-lauded instructor; strategically-focused administrator; data-driven, nationally recognized leader; and successful collaborator and network builder in domains that include research funding, student and faculty recruitment; and diversity and inclusion.

Cole expressed gratitude to the search committee and especially to its chair, Gail Stuart, Ph.D., College of Nursing dean, for the time, effort and due diligence performed to identify the best candidate for the provost's position.



Stuart

MEET STEPHANIE



Stephanie M. Brown

Department/How long at MUSC
MUSC Health Innovation Center; 6 years

How you are changing what's possible at MUSC
By promoting a culture of innovation

Family
Husband, DeOnatrae; son, Kyson and daughter, Alaria

Music that's in your player right now
Sade and John Mayer

Unique talent you have
Making homemade soap

What is a your idea of a dream job
Travel Channel host

Favorite football team
My husband's flag football team, "Vicious & Delicious"

Words of advice
Every day is an opportunity to be a better you.

CELEBRATE

MUSC Employee Appreciation Week
May 8 – 12, 2017

ENJOY HEALTHY SNACKS

Monday, May 8, 2017

Locations

Drug Discovery/Bio Engineering Building
 (6:30 a.m. – 8:30 a.m.)

Basic Science Building (Horseshoe)
 (7:30 a.m. – 9:30 a.m.)

Harborview Office Tower (Lobby & Business Services)
 (8:00 a.m. – 9:30 a.m.)

Wellness Center (Courtney Avenue & 41 Bee Street)
 (8:00 a.m. – 9:30 a.m.)

CHP
 (8:00 a.m. – 9:30 a.m.)

Engineering/Facilities
 (8:00 a.m. – 9:30 a.m.)

Served by your very own departmental leaders!

Check out various activities for hospital and nurses week by clicking the link below
<http://horseshoe.musc.edu/clinical/musc-excellence/hospital-week>



HEALTH CARE THEATER



Patients and families are confronted with ethically complex situations every day. Because these situations should not be confronted alone, MUSC has an Ethics Consultation Program. David Schenck, Director, Ethics Program will share a few complex scenarios with attendees and will demonstrate how ethicists help to mediate, absolve, and resolve these difficult family situations. Participants will be invited to solve a few ethical case studies.

Ethics Consultations: Converting Moral Distress to Moral Insight

May 9th, 2017

1:30 pm - 2:30 pm

300-Clinical Science Building

One (1) hour of Diversity and Inclusion Education will be provided

[Register in MyQuest Here](#)

Program is sponsored by MUSC Health, Office of Diversity & Inclusion, Pastoral Care Services



MUSC CELEBRATES EARTH DAY



Photo by J. Ryne Danielson

Members of the MUSiC student band perform at MUSC’s Earth Day celebration April 12. Dozens of environmentally conscious vendors, from solar experts to local farmers, set up in the Horseshoe to educate and entertain. “Earth Day is an opportunity to acknowledge the inextricable connection between environmental health and human health,” said Sustainability and Recycling’s John Brooker. “The goal of the event is to show support for environmental health, to raise environmental awareness, and to show passion for sustainability in the community.”