



AGENDA
(REGULAR AND CONSENT)

HOSPITAL AUTHORITY BOARD OF TRUSTEES
AND
UNIVERSITY BOARD OF TRUSTEES

October 8, 2021

MEDICAL UNIVERSITY HOSPITAL AUTHORITY (MUHA) BOARD OF TRUSTEES
REGULAR AGENDA
October 8, 2021
101 Colcock Hall

Members of the Board of Trustees

| | |
|------------------------------------|----------------------------------|
| Dr. James Lemon, Chairman | Dr. Richard M. Christian, Jr. |
| Mr. Charles Schulze, Vice-Chairman | Dr. Paul T. Davis |
| Ms. Terri R. Barnes | Dr. Donald R. Johnson II |
| The Honorable James A. Battle, Jr. | Ms. Barbara Johnson-Williams |
| Mr. William H. Bingham, Sr. | Dr. G. Murrell Smith, Sr. |
| Dr. W. Melvin Brown III | Mr. Michael E. Stavrinakis |
| Dr. Henry F. Butehorn III | Thomas L. Stephenson, Esq. |
| Dr. C. Guy Castles III | Dr. Bartlett J. Witherspoon, Jr. |

Trustees Emeriti

| | |
|-------------------------|----------------------------|
| Ms. Margaret M. Addison | Dr. Charles B. Thomas, Jr. |
| Mr. Allan E. Stalvey | Dr. James E. Wiseman, Jr. |

- | | | |
|---------|--|---|
| Item 1. | Call to Order | Dr. James Lemon <i>Chairman</i> |
| Item 2. | Roll Call..... | Mark Sweatman <i>Board Secretary</i> |
| Item 3. | Date of Next Meeting – December 10, 2021 | Mark Sweatman <i>Board Secretary</i> |
| Item 4. | Approval of Meeting Minutes..... | Dr. James Lemon <i>Chairman</i> |

Approval of the meeting minutes from August 13, 2021 and September 16, 2021 are requested.

Recommendations and Informational Report of the President: Dr. David Cole

- | | | |
|---------|--|------------------------------------|
| Item 5. | General Informational Report of the President..... | Dr. David Cole <i>President</i> |
| Item 6. | Other Business | Dr. David Cole <i>President</i> |

Authority Operations, Quality and Finance Committee: Dr. Murrell Smith, Chair

- Item 7. MUHA Status Report..... Dr. Patrick Cawley
Chief Executive Officer, MUSC Health
- Item 8. Request to Apply for Certificate of Need (CON) Applications Dr. Patrick Cawley
Chief Executive Officer, MUSC Health

Approval for the Medical University Hospital Authority to apply for a Certificate of Need Application to relocate 42 rehabilitation beds from MUSC Health Florence Rehabilitation Hospital Medical Center-Cedar Tower to MUSC Health Florence Medical Center.
- Item 9. MUHA Financial Report Lisa Goodlett
Chief Financial Officer, MUSC Health
- Item 10. Approval of Siemens Phase III..... Lisa Goodlett
Chief Financial Officer, MUSC Health
- Item 11. Capital Reprioritization Request Lisa Goodlett
Chief Financial Officer, MUSC Health
- Item 11.1. FY2022 MUSC Health RHN Midlands Capital Budget for Approval Lisa Goodlett
Chief Financial Officer, MUSC Health
- Item 12. COVID-19 Update..... Dr. Michael Sweat
Director, MUSC Center for Global Health
- Item 13. Quality and Patient Safety Report Dr. Danielle Scheurer
Chief Quality Officer, MUSC Health
- Item 14. MUSC Physicians Capital Request for Approval Dr. Terry Steyer
President, MUSC Physicians
- Item 15. Legislative Update Mark Sweatman
Chief, Government Affairs
- Item 15.1 Other Committee BusinessDr. Murrell Smith
Committee Chair

MUHA and MUSC Physical Facilities Committee: Mr. Bill Bingham, Chair

- Item 16. Central Heat and Energy Plant Update Brad Taylor
Chief Facilities Officer, MUSC
- Item 17. MUHA Facilities Procurements/Contracts for Approval..... Brad Taylor
Chief Facilities Officer, MUSC
- Item 18. MUSC Facilities Procurements/Contracts for Approval..... Brad Taylor
Chief Facilities Officer, MUSC

- Item 19. MUSC Easement Amendment for Approval Brad Taylor
Chief Facilities Officer, MUSC
- Item 20. MUSC Establish Project for Approval Brad Taylor
Chief Facilities Officer, MUSC
- Item 21. Indian Land Medical Office Building Project for Approval..... Brad Taylor
Chief Facilities Officer, MUSC
- Item 21.1 Other Committee Business Bill Bingham
Committee Chair

MUHA and MUSC Audit Committee: Mr. Tom Stephenson, Chair

- Item 22. Report of the Office of Internal Audit..... Susan Barnhart
Director, Internal Audit
- Item 23. Enterprise Compliance Report..... Kelli Mendoza
Director, MUSC Physicians Compliance
- Item 24. Other Committee Business Tom Stephenson
Committee Chair

Other Business for the Board of Trustees

- Item 25. Approval of Consent Agenda Dr. James Lemon
Chairman
- Item 26. Executive Session Dr. James Lemon
Chairman

Upon proper motion and vote, the Board may convene a closed session pursuant to SC Code Ann. §30-4-70. Although the Board will not vote on any items discussed in closed session, the Board may return to public session to vote on items discussed.

- Item 27. New Business for the Board of Trustees..... Dr. James Lemon
Chairman
- Item 28. Report from the Chairman..... Dr. James Lemon
Chairman

MUSC Health - Board Package
MUHA - Medical University Hospital Authority
Interim Financial Statements
August 31, 2021

Medical University Hospital Authority (MUHA)

Statement of Revenues, Expenses and Changes in Net Assets

| | |
|-------------------|--------|
| Consolidated | 2 |
| Charleston Market | 3 - 4 |
| Florence Market | 5 - 6 |
| Lancaster Market | 7 - 8 |
| Midlands Market | 9 - 10 |

Statements of Net Position

| | |
|--------------|---------|
| Consolidated | 12 - 15 |
|--------------|---------|

MUHA FASB to GASB Report

| | |
|--------------|----|
| Consolidated | 17 |
|--------------|----|

Note:

1) MUHA has recognized CARES stimulus funding as non-operating revenue per GASB guidance.

2) In FY2018, the internal financial statement format was changed to a FASB basis report to appropriately match the income stream of state appropriations and expenses incurred in addition to a presentation format that matches HUD and the credit market expectations.

Medical University Hospital Authority - Consolidated

Statement of Revenues, Expenses and Change in Net Position

For the 2 Month Period Ending - August 31, 2021

Modified FASB Basis

| | Current Month | | | | | Fiscal Year To Date | | | | | |
|---|----------------|-----------------|-----------------|-----------|----------------|---------------------|-----------------|-----------------|----------|-----------------|-----------------|
| | Actual | Flex Budget | Variance | Var % | Fixed Budget | Actual | Flex Budget | Variance | Var % | Fixed Budget | YTD Prior Year |
| Operating Revenues: | | | | | | | | | | | |
| Net Patient Service Revenue | \$ 218,291,219 | \$ 211,531,178 | \$ 6,760,041 | 3.20% | \$ 213,514,192 | \$ 377,497,954 | \$ 388,450,076 | \$ (10,952,123) | -2.82% | \$ 391,844,941 | \$ 297,487,331 |
| DSH | 5,718,847 | 5,574,799 | 144,049 | 2.58% | 5,574,799 | 10,720,210 | 10,512,597 | 207,613 | 1.97% | 10,512,597 | 8,597,094 |
| Retail Pharmacy Revenue | 28,980,940 | 28,361,358 | 619,582 | 2.18% | 22,823,823 | 59,933,741 | 54,073,329 | 5,860,412 | 10.84% | 45,647,646 | 37,659,223 |
| Other Revenue | 9,279,790 | 7,839,246 | 1,440,544 | 18.38% | 7,801,441 | 15,367,763 | 15,515,318 | (147,555) | -0.95% | 15,477,513 | 19,774,782 |
| State Appropriations | 2,311,899 | 2,288,949 | 22,950 | 1.00% | 2,288,949 | 4,600,847 | 4,577,898 | 22,950 | 0.50% | 4,577,898 | 14,697,509 |
| Total Operating Revenues | \$ 264,582,695 | \$ 255,595,529 | \$ 8,987,166 | 3.52% | \$ 252,003,204 | \$ 468,120,515 | \$ 473,129,218 | \$ (5,008,704) | -1.06% | \$ 468,060,594 | \$ 378,215,940 |
| Operating Expenses: | | | | | | | | | | | |
| Salaries Wages | \$ 72,929,675 | \$ 77,662,170 | \$ (4,732,495) | -6.09% | \$ 73,414,324 | \$ 128,930,110 | \$ 138,704,310 | \$ (9,774,200) | -7.05% | \$ 132,734,277 | \$ 107,622,999 |
| Benefits | 23,605,934 | 26,894,948 | (3,289,014) | -12.23% | 25,349,060 | 45,172,386 | 48,597,241 | (3,424,855) | -7.05% | 46,377,068 | 43,604,842 |
| Pension Expense | 6,449,629 | 7,207,023 | (757,394) | -10.51% | 7,146,022 | 12,899,258 | 13,656,652 | (757,394) | -5.55% | 13,595,651 | 10,594,803 |
| Other Post Employment Benefits | 5,763,336 | 6,142,033 | (378,697) | -6.17% | 6,122,932 | 11,526,671 | 11,905,368 | (378,697) | -3.18% | 11,886,267 | 3,259,313 |
| Purchased Services | 32,161,767 | 36,214,970 | (4,053,203) | -11.19% | 35,995,021 | 55,140,994 | 68,074,755 | (12,933,761) | -19.00% | 67,845,023 | 48,689,573 |
| Physician Services | 14,036,122 | 16,922,547 | (2,886,426) | -17.06% | 14,758,438 | 26,830,102 | 30,995,129 | (4,165,027) | -13.44% | 27,711,756 | 23,417,256 |
| Pharmaceuticals | 17,792,280 | 16,717,729 | 1,074,551 | 6.43% | 15,418,908 | 31,111,995 | 32,015,796 | (903,802) | -2.82% | 30,591,578 | 29,134,057 |
| Retail Pharmaceuticals | 13,833,049 | 13,377,353 | 455,695 | 3.41% | 11,015,815 | 27,222,082 | 25,597,163 | 1,624,919 | 6.35% | 22,031,630 | 16,852,162 |
| Medical Supplies | 38,888,601 | 36,861,636 | 2,026,965 | 5.50% | 37,929,688 | 67,002,764 | 67,102,262 | (99,497) | -0.15% | 69,083,462 | 44,313,082 |
| COVID Supplies | 510,967 | - | 510,967 | 0.00% | - | 749,524 | - | 749,524 | 0.00% | - | 9,478,994 |
| Other Supplies | 4,531,006 | 5,934,683 | (1,403,677) | -23.65% | 5,769,453 | 8,990,047 | 11,542,337 | (2,552,291) | -22.11% | 11,327,795 | 9,399,820 |
| Utilities | 2,848,126 | 2,858,478 | (10,352) | -0.36% | 2,859,712 | 5,125,876 | 4,873,310 | 252,566 | 5.18% | 4,874,545 | 4,253,151 |
| Insurance | 1,104,845 | 1,037,219 | 67,627 | 6.52% | 1,037,219 | 1,849,345 | 1,736,598 | 112,747 | 6.49% | 1,736,598 | 1,421,851 |
| Leases | 3,541,170 | 3,353,686 | 187,484 | 5.59% | 3,353,755 | 6,770,020 | 6,231,621 | 538,399 | 8.64% | 6,231,690 | 5,259,330 |
| Other | 3,599,062 | 4,405,683 | (806,620) | -18.31% | 4,399,050 | 5,776,653 | 6,784,831 | (1,008,179) | -14.86% | 6,778,199 | 3,811,627 |
| Physician Clinic Expense | 2,214,530 | 2,220,384 | (5,854) | -0.26% | 2,220,384 | 3,829,992 | 4,440,769 | (610,777) | -13.75% | 4,440,769 | 4,737,522 |
| Total Operating Expenses | \$ 243,810,099 | \$ 257,810,542 | \$ (14,000,443) | -5.43% | \$ 246,789,782 | \$ 438,927,819 | \$ 472,258,143 | \$ (33,330,325) | -7.06% | \$ 457,246,309 | \$ 365,850,383 |
| EBIDA | \$ 20,772,596 | \$ (2,215,013) | \$ 22,987,609 | -1037.81% | \$ 5,213,422 | \$ 29,192,696 | \$ 871,075 | \$ 28,321,621 | 3251.34% | \$ 10,814,285 | \$ 12,365,557 |
| Depreciation | \$ 9,380,124 | \$ 9,594,601 | \$ (214,476) | -2.24% | \$ 9,594,601 | \$ 18,283,095 | \$ 18,805,046 | \$ (521,950) | -2.78% | \$ 18,805,046 | \$ 16,103,042 |
| Interest | \$ 3,363,783 | \$ 3,469,913 | \$ (106,130) | -3.06% | \$ 3,469,913 | \$ 6,304,994 | \$ 6,479,934 | \$ (174,940) | -2.70% | \$ 6,479,934 | \$ 7,022,494 |
| Operating Income (Loss) | \$ 8,028,688 | \$ (15,279,528) | \$ 23,308,215 | -152.55% | \$ (7,851,093) | \$ 4,604,607 | \$ (24,413,904) | \$ 29,018,512 | -118.86% | \$ (14,470,694) | \$ (10,759,979) |
| Operating Margin | 3.03% | -5.98% | | | -3.12% | 0.98% | -5.16% | | | -3.09% | -2.84% |
| One Time Acquisition Costs | \$ 1,189,117 | \$ 640,000 | \$ 549,117 | 85.80% | \$ 640,000 | \$ 1,189,117 | \$ 640,000 | \$ 549,117 | 85.80% | \$ 640,000 | \$ - |
| Adjusted Operating Income (Loss) | \$ 6,839,571 | \$ (15,919,528) | \$ 22,759,098 | -142.96% | \$ (8,491,093) | \$ 3,415,490 | \$ (25,053,904) | \$ 28,469,394 | -113.63% | \$ (15,110,694) | \$ (10,759,979) |
| Adjusted Operating Margin | 2.59% | -6.23% | | | -3.37% | 0.73% | -5.30% | -568.40% | | -3.23% | -2.84% |
| NonOperating Revenues (Expenses): | | | | | | | | | | | |
| Gifts and Grants | \$ 239,261 | \$ 3,129,188 | \$ (2,889,927) | -92.35% | \$ 3,129,188 | \$ 553,369 | \$ 3,531,102 | \$ (2,977,733) | -84.33% | \$ 3,531,102 | \$ 478,978 |
| Pension OPEB Nonemployer Contribution | 1,025,263 | 664,897 | 360,366 | 54% | 664,897 | 1,025,263 | 1,329,795 | (304,532) | -23% | 1,329,795 | - |
| Investment Income | (135,913) | 49,913 | (185,826) | -372.30% | 49,913 | 670,225 | 99,827 | 570,398 | 571.39% | 99,827 | 727,321 |
| Loss on Disposal of Capital Assets | 1,500 | - | 1,500 | 0.00% | - | 1,500 | - | 1,500 | 0.00% | - | - |
| COVID Funding | - | - | - | 0.00% | - | - | - | - | 0.00% | - | 16,311,547 |
| Other NonOperating Expenses | (144) | (365,455) | 365,311 | -99.96% | (365,455) | (332) | (365,455) | 365,122 | -99.91% | (365,455) | (302) |
| Debt Issuance Costs | (167,623) | - | (167,623) | 0.00% | - | (167,623) | - | (167,623) | 0.00% | - | - |
| Total NonOperating Revenues (Expenses) | \$ 962,345 | \$ 3,478,544 | \$ (2,516,199) | -72.33% | \$ 3,478,544 | \$ 2,082,402 | \$ 4,595,269 | \$ (2,512,867) | -54.68% | \$ 4,595,269 | \$ 17,517,545 |
| Income (Loss) Before NonOperating Payments to MUSC Affiliates | \$ 7,801,916 | \$ (12,440,984) | \$ 20,242,899 | -162.71% | \$ (5,012,549) | \$ 5,497,892 | \$ (20,458,635) | \$ 25,956,527 | -126.87% | \$ (10,515,425) | \$ 6,757,566 |
| Non Operating Payments to MUSC Affiliates | (2,748,941) | - | (2,748,941) | 0.00% | - | (2,748,941) | - | (2,748,941) | 0.00% | - | (5,827,131) |
| Change in Net Position | \$ 5,052,975 | \$ (12,440,984) | \$ 17,493,958 | -140.62% | \$ (5,012,549) | \$ 2,748,951 | \$ (20,458,635) | \$ 23,207,586 | -113.44% | \$ (10,515,425) | \$ 930,435 |
| Total Margin | 1.91% | -4.87% | | | -1.99% | 0.59% | -4.32% | | | -2.25% | 0.25% |

Unaudited - For Management Use

Medical University Hospital Authority - Charleston Market

Statement of Revenues, Expenses and Change in Net Position

For the 2 Month Period Ending - August 31, 2021

Modified FASB Basis

| | Current Month | | | | | Fiscal Year To Date | | | | | |
|---|----------------|----------------|-----------------|----------|----------------|---------------------|-----------------|-----------------|----------|----------------|-----------------|
| | Actual | Flex Budget | Variance | Var % | Fixed Budget | Actual | Flex Budget | Variance | Var % | Fixed Budget | YTD Prior Year |
| Operating Revenues: | | | | | | | | | | | |
| Net Patient Service Revenue | \$ 153,110,237 | \$ 146,469,676 | \$ 6,640,560 | 4.53% | \$ 151,400,561 | \$ 281,754,131 | \$ 287,474,680 | \$ (5,720,549) | -1.99% | \$ 297,772,743 | \$ 240,565,712 |
| DSH | 3,529,460 | 3,529,460 | - | 0.00% | 3,529,460 | 7,058,921 | 7,058,921 | - | 0.00% | 7,058,921 | 6,654,992 |
| Retail Pharmacy Revenue | 28,980,940 | 28,361,358 | 619,582 | 2.18% | 22,823,823 | 59,933,741 | 54,073,329 | 5,860,412 | 10.84% | 45,647,646 | 37,659,223 |
| Other Revenue | 7,946,112 | 6,690,268 | 1,255,844 | 18.77% | 6,652,463 | 13,140,499 | 13,379,801 | (239,301) | -1.79% | 13,341,996 | 17,480,451 |
| State Appropriations | 2,288,949 | 2,288,949 | - | 0.00% | 2,288,949 | 4,577,898 | 4,577,898 | - | 0.00% | 4,577,898 | 14,697,509 |
| Total Operating Revenues | \$ 195,855,698 | \$ 187,339,711 | \$ 8,515,987 | 4.55% | \$ 186,695,256 | \$ 366,465,190 | \$ 366,564,628 | \$ (99,438) | -0.03% | \$ 368,399,203 | \$ 317,057,886 |
| Operating Expenses: | | | | | | | | | | | |
| Salaries Wages | \$ 47,125,212 | \$ 52,549,919 | \$ (5,424,707) | -10.32% | \$ 48,998,398 | \$ 92,132,526 | \$ 102,200,052 | \$ (10,067,526) | -9.85% | \$ 97,363,594 | 86,106,054 |
| Benefits | 16,526,092 | 18,528,774 | (2,002,682) | -10.81% | 17,228,176 | 33,766,937 | 36,142,100 | (2,375,163) | -6.57% | 34,332,601 | 35,422,664 |
| Pension Expense | 4,762,691 | 4,762,691 | - | 0.00% | 4,762,691 | 9,525,382 | 9,525,382 | - | 0.00% | 9,525,382 | 8,853,333 |
| Other Post Employment Benefits | 4,480,376 | 4,480,376 | - | 0.00% | 4,480,376 | 8,960,752 | 8,960,752 | - | 0.00% | 8,960,752 | 2,716,667 |
| Purchased Services | 23,301,149 | 28,413,678 | (5,112,529) | -17.99% | 28,204,994 | 42,962,086 | 56,028,863 | (13,066,777) | -23.32% | 55,817,169 | 41,700,669 |
| Physician Services | 10,393,429 | 12,513,600 | (2,120,171) | -16.94% | 10,447,219 | 21,406,349 | 24,780,260 | (3,373,911) | -13.62% | 21,670,589 | 20,347,551 |
| Pharmaceuticals | 14,045,732 | 14,487,871 | (442,139) | -3.05% | 13,641,122 | 25,716,948 | 27,965,790 | (2,248,842) | -8.04% | 27,271,734 | 25,800,701 |
| Retail Pharmaceuticals | 13,833,049 | 13,377,353 | 455,695 | 3.41% | 11,015,815 | 27,222,082 | 25,597,163 | 1,624,919 | 6.35% | 22,031,630 | 16,852,162 |
| Medical Supplies | 30,028,045 | 27,065,807 | 2,962,238 | 10.94% | 28,414,432 | 53,522,125 | 52,862,497 | 659,628 | 1.25% | 55,684,088 | 37,085,813 |
| COVID Supplies | 511,954 | - | 511,954 | 0.00% | - | 670,328 | - | 670,328 | 0.00% | - | 9,378,506 |
| Other Supplies | 3,370,940 | 4,279,879 | (908,939) | -21.24% | 4,178,500 | 6,927,452 | 9,045,016 | (2,117,565) | -23.41% | 8,924,787 | 7,974,558 |
| Utilities | 1,690,175 | 1,592,765 | 97,409 | 6.12% | 1,593,999 | 3,301,487 | 3,073,526 | 227,960 | 7.42% | 3,074,760 | 3,034,647 |
| Insurance | 583,819 | 542,100 | 41,719 | 7.70% | 542,100 | 1,194,568 | 1,093,315 | 101,252 | 9.26% | 1,093,315 | 1,118,860 |
| Leases | 2,479,915 | 2,469,705 | 10,210 | 0.41% | 2,469,774 | 5,259,408 | 4,942,816 | 316,592 | 6.41% | 4,942,885 | 4,396,291 |
| Other | 1,385,062 | 1,720,081 | (335,019) | -19.48% | 1,713,449 | 2,848,221 | 3,358,172 | (509,950) | -15.19% | 3,351,539 | 2,336,661 |
| Total Operating Expenses | \$ 174,517,640 | \$ 186,784,600 | \$ (12,266,960) | -6.57% | \$ 177,691,044 | \$ 335,416,649 | \$ 365,575,703 | \$ (30,159,054) | -8.25% | \$ 354,044,826 | \$ 303,125,137 |
| EBIDA | \$ 21,338,059 | \$ 555,112 | \$ 20,782,947 | 3743.92% | \$ 9,004,212 | \$ 31,048,541 | \$ 988,925 | \$ 30,059,616 | 3039.63% | \$ 14,354,377 | \$ 13,932,749 |
| Depreciation | \$ 7,785,379 | \$ 8,036,530 | \$ (251,151) | -3.13% | \$ 8,036,530 | \$ 15,552,370 | \$ 16,073,059 | \$ (520,689) | -3.24% | \$ 16,073,059 | \$ 14,585,318 |
| Interest | \$ 2,318,436 | \$ 2,482,646 | \$ (164,210) | -6.61% | \$ 2,482,646 | \$ 4,680,801 | \$ 4,972,242 | \$ (291,440) | -5.86% | \$ 4,972,242 | \$ 5,411,399 |
| Operating Income (Loss) | \$ 11,234,244 | \$ (9,964,064) | \$ 21,198,308 | -212.75% | \$ (1,514,964) | \$ 10,815,369 | \$ (20,056,376) | \$ 30,871,745 | -153.92% | \$ (6,690,924) | \$ (6,063,968) |
| Operating Margin | 5.74% | -5.32% | | | -0.81% | 2.95% | -5.47% | | | -1.82% | -1.91% |
| NonOperating Revenues (Expenses): | | | | | | | | | | | |
| Gifts and Grants | \$ - | \$ 362,500 | \$ (362,500) | -100.00% | \$ 362,500 | \$ 300,000 | \$ 725,000 | \$ (425,000) | -58.62% | \$ 725,000 | \$ 478,978 |
| Pension OPEB Nonemployer Contribution | 1,025,263 | 664,897 | 360,366 | | 664,897 | 1,025,263 | 1,329,795 | (304,532) | | 1,329,795 | |
| Investment Income | (136,627) | 48,524 | (185,151) | -381.57% | 48,524 | 668,819 | 97,048 | 571,771 | 589.16% | 97,048 | 724,521 |
| Loss on Disposal of Capital Assets | 1,500 | - | 1,500 | 0.00% | - | 1,500 | - | 1,500 | 0.00% | - | - |
| COVID Funding | - | - | - | 0.00% | - | - | - | - | 0.00% | - | - |
| Other NonOperating Expenses | - | - | - | 0.00% | - | - | - | - | 0.00% | - | - |
| Debt Issuance Costs | - | - | - | 0.00% | - | - | - | - | 0.00% | - | - |
| Total NonOperating Revenues (Expenses) | \$ 890,136 | \$ 1,075,921 | \$ (185,785) | -17.27% | \$ 1,075,921 | \$ 1,995,582 | \$ 2,151,843 | \$ (156,260) | -7.26% | \$ 2,151,843 | \$ 1,203,499 |
| Income (Loss) Before NonOperating Payments to MUSC Affiliates | \$ 12,124,380 | \$ (8,888,143) | \$ 21,012,522 | -236.41% | \$ (439,042) | \$ 12,810,951 | \$ (17,904,533) | \$ 30,715,485 | -171.55% | \$ (4,539,081) | \$ (4,860,469) |
| Non Operating Payments to MUSC Affiliates | (2,748,940) | - | (2,748,940) | 0.00% | - | (2,748,940) | - | (2,748,940) | 0.00% | - | (5,827,131) |
| Change in Net Position | \$ 9,375,440 | \$ (8,888,143) | \$ 18,263,582 | -205.48% | \$ (439,042) | \$ 10,062,011 | \$ (17,904,533) | \$ 27,966,545 | -156.20% | \$ (4,539,081) | \$ (10,687,599) |
| Total Margin | 4.79% | -4.74% | | | -0.24% | 2.75% | -4.88% | | | -1.23% | -3.37% |

Unaudited - For Management Use

Medical University Hospital Authority – Charleston Market

Notes to the Interim Financial Statements

Statement of Revenues, Expenses and Changes in Net Assets: YTD August 31, 2021 (Unaudited)

Actuals Compared to Fixed Budget

Revenue Explanation: August year-to-date adjusted discharges were favorable to budget by 1.1%. Inpatient surgeries, outpatient surgeries, transplant procedures, and Case Mix Index were favorable or (unfavorable) to budget by (6.6%), (2.5%), (12.8%), and 1.8%, respectively. Length of Stay was \$0.1M favorable to budget and Payor Mix Index was unfavorable \$4.3M. Retail pharmacy revenues were favorable by \$14.3M. Other Revenues were \$0.2M unfavorable to budget. Charity care and bad debt expenses were \$7.2M unfavorable to budget.

Expense Explanation: FTE per Adjusted Occupied Bed – Case Mix Adjusted was favorable to budget by 9.3%, which equates to 721 FTEs less or \$11.3M. The salary rate variance is negatively impacted by \$5.5M due to COVID, agency utilization, overtime, and nursing incentive pay.

Purchased Services was favorable to budget \$12.9M due to maintenance contracts and other contractual services.

Physician Services was favorable to budget \$0.3M due to the timing of expenses related to the College of Medicine.

Pharmaceuticals, not explained by volume, was favorable to budget by \$2.4M for the year. Retail pharmacy revenues, net of expenses, were favorable by \$9.1M on a year-to-date basis.

Medical Supplies and Other Supplies, not explained by volume, were \$4.1M unfavorable to budget year-to-date.

Insurance was unfavorable by \$0.1M, while Leases and Other were favorable by \$0.2M.

Medical University Hospital Authority - Florence Market
Statement of Revenues, Expenses and Change in Net Position
For the 2 Month Period Ending - August 31, 2021
Modified FASB Basis

| | Current Month | | | | Fiscal Year To Date | | | | | | |
|---|---------------|--------------|--------------|---------|---------------------|----------------|---------------|----------------|----------|----------------|----------------|
| | Actual | Flex Budget | Variance | Var % | Fixed Budget | Actual | Flex Budget | Variance | Var % | Fixed Budget | YTD Prior Year |
| Operating Revenues: | | | | | | | | | | | |
| Net Patient Service Revenue | \$ 25,942,775 | \$24,714,204 | \$ 1,228,571 | 4.97% | \$ 21,765,060 | \$ 45,623,788 | \$ 50,670,455 | \$ (5,046,666) | -9.96% | \$ 43,437,332 | \$ 39,413,243 |
| DSH | 883,686 | 891,103 | (7,417) | -0.83% | 891,103 | 1,767,372 | 1,782,207 | (14,835) | -0.83% | 1,782,207 | 1,162,916 |
| Other Revenue | 501,388 | 507,705 | (6,318) | -1.24% | 507,705 | 967,783 | 1,015,410 | (47,627) | -4.69% | 1,015,410 | 1,245,629 |
| Total Operating Revenues | \$ 27,327,848 | \$26,113,012 | \$ 1,214,836 | 4.65% | \$ 23,163,868 | \$ 48,358,943 | \$ 53,468,072 | \$ (5,109,128) | -9.56% | \$ 46,234,949 | \$ 41,821,788 |
| Operating Expenses: | | | | | | | | | | | |
| Salaries Wages | \$ 7,583,501 | \$ 8,020,874 | \$ (437,373) | -5.45% | \$ 7,328,129 | \$ 15,068,662 | \$ 15,954,459 | \$ (885,798) | -5.55% | \$ 14,670,404 | \$ 14,173,702 |
| Benefits | 2,765,687 | 2,850,182 | (84,495) | -2.96% | 2,618,528 | 5,577,745 | 5,673,026 | (95,280) | -1.68% | 5,237,936 | 5,379,223 |
| Pension Expense | 1,022,594 | 1,022,594 | - | 0.00% | 961,593 | 2,045,188 | 2,045,188 | - | 0.00% | 1,984,187 | 1,040,000 |
| Other Post Employment Benefits | 810,357 | 810,357 | - | 0.00% | 791,256 | 1,620,714 | 1,620,714 | - | 0.00% | 1,601,614 | 325,647 |
| Purchased Services | 3,006,296 | 2,707,008 | 299,288 | 11.06% | 2,695,800 | 5,091,102 | 5,412,203 | (321,101) | -5.93% | 5,394,130 | 4,666,630 |
| Physician Services | 1,204,422 | 1,154,805 | 49,616 | 4.30% | 976,425 | 2,338,342 | 2,326,654 | 11,688 | 0.50% | 1,942,058 | 1,544,938 |
| Pharmaceuticals | 2,257,349 | 1,714,692 | 542,657 | 31.65% | 1,288,928 | 3,633,291 | 3,293,302 | 339,989 | 10.32% | 2,577,022 | 2,684,897 |
| Medical Supplies | 2,758,992 | 2,902,126 | (143,134) | -4.93% | 2,595,532 | 6,147,992 | 6,100,078 | 47,914 | 0.79% | 5,162,298 | 5,228,575 |
| COVID Supplies | (56,858) | - | (56,858) | 0.00% | - | 22,894 | - | 22,894 | 0.00% | - | 52,282 |
| Other Supplies | 614,297 | 682,621 | (68,324) | -10.01% | 626,907 | 1,384,160 | 1,400,229 | (16,069) | -1.15% | 1,309,163 | 1,176,513 |
| Utilities | 397,040 | 422,664 | (25,624) | -6.06% | 422,664 | 815,798 | 756,932 | 58,865 | 7.78% | 756,932 | 736,352 |
| Insurance | 81,944 | 91,408 | (9,464) | -10.35% | 91,408 | 164,889 | 182,816 | (17,928) | -9.81% | 182,816 | 214,036 |
| Leases | 299,342 | 218,017 | 81,325 | 37.30% | 218,017 | 536,511 | 436,033 | 100,478 | 23.04% | 436,033 | 575,786 |
| Other | 573,624 | 494,282 | 79,341 | 16.05% | 494,282 | 1,102,434 | 1,000,167 | 102,267 | 10.22% | 1,000,167 | 964,130 |
| Physician Clinic Expense | 1,913,855 | 1,533,598 | 380,257 | 24.80% | 1,533,598 | 2,757,740 | 3,067,197 | (309,457) | -10.09% | 3,067,197 | 2,655,017 |
| Total Operating Expenses | \$ 25,232,443 | \$24,625,230 | \$ 607,213 | 2.47% | \$ 22,643,069 | \$ 48,307,462 | \$ 49,268,999 | \$ (961,537) | -1.95% | \$ 45,321,957 | \$ 41,417,728 |
| EBIDA | \$ 2,095,405 | \$ 1,487,782 | \$ 607,623 | 40.84% | \$ 520,800 | \$ 51,482 | \$ 4,199,073 | \$ (4,147,591) | -98.77% | \$ 912,992 | \$ 404,060 |
| Depreciation | \$ 714,608 | \$ 715,820 | \$ (1,212) | -0.17% | \$ 715,820 | \$ 1,400,243 | \$ 1,431,641 | \$ (31,398) | -2.19% | \$ 1,431,641 | \$ 890,721 |
| Interest | \$ 437,508 | \$ 405,271 | \$ 32,236 | 7.95% | \$ 405,271 | \$ 876,144 | \$ 811,332 | \$ 64,812 | 7.99% | \$ 811,332 | \$ 1,194,823 |
| Operating Income (Loss) | \$ 943,289 | \$ 366,690 | \$ 576,599 | 157.24% | \$ (600,292) | \$ (2,224,906) | \$ 1,956,100 | \$ (4,181,006) | -213.74% | \$ (1,329,981) | \$ (1,681,484) |
| Operating Margin | 3.45% | 1.40% | | | -2.59% | -4.60% | 3.66% | | | -2.88% | -4.02% |
| NonOperating Revenues (Expenses): | | | | | | | | | | | |
| Gifts and Grants | \$ 156,425 | \$ 31,409 | \$ 125,016 | 398.03% | \$ 31,409 | \$ 170,533 | \$ 62,817 | \$ 107,716 | 171.48% | \$ 62,817 | \$ - |
| Investment Income | 515 | 1,001 | (486) | -48.56% | 1,001 | 1,013 | 2,002 | (989) | -49.39% | 2,002 | 2,017 |
| Loss on Disposal of Capital Assets | - | - | - | 0.00% | - | - | - | - | 0.00% | - | - |
| COVID Funding | - | - | - | 0.00% | - | - | - | - | 0.00% | - | 3,548,068 |
| Other NonOperating Expenses | - | - | - | 0.00% | - | - | - | - | 0.00% | - | - |
| Debt Issuance Costs | - | - | - | 0.00% | - | - | - | - | 0.00% | - | - |
| Total NonOperating Revenues (Expenses) | \$ 156,939 | \$ 32,409 | \$ 124,530 | 384.24% | \$ 32,409 | \$ 171,546 | \$ 64,819 | \$ 106,727 | 164.66% | \$ 64,819 | \$ 3,550,086 |
| Income (Loss) Before NonOperating Payments to MUSC Affiliates | \$ 1,100,229 | \$ 399,100 | \$ 701,129 | 175.68% | \$ (567,883) | \$ (2,053,360) | \$ 2,020,918 | \$ (4,074,278) | -201.61% | \$ (1,265,163) | \$ 1,868,602 |
| Non Operating Payments to MUSC Affiliates | - | - | - | 0.00% | - | - | - | - | 0.00% | - | - |
| Change in Net Position | \$ 1,100,229 | \$ 399,100 | \$ 701,129 | 175.68% | \$ (567,883) | \$ (2,053,360) | \$ 2,020,918 | \$ (4,074,278) | -201.61% | \$ (1,265,163) | \$ 1,868,602 |
| Total Margin | 4.03% | 1.53% | | | -2.45% | -4.25% | 3.78% | | | -2.74% | 4.47% |

Unaudited - For Management Use

Medical University Hospital Authority – Florence Market

Notes to the Interim Financial Statements

Statement of Revenues, Expenses and Changes in Net Assets: YTD August 31, 2021 (Unaudited)

Actuals Compared to Fixed Budget

Revenue Explanation: August year-to-date net patient service revenues were favorable to budget by 5.0%. Discharges were favorable by 110, Inpatient Surgeries were unfavorable by 39, Outpatient Surgeries were favorable by 62, Heart Procedures were favorable by 29 and Post-Acute Patient Days were favorable by 147.

Expense Explanation: Salary expense was unfavorable by \$0.4M. FTE per Adjusted Occupied Bed – Case Mix Adjusted was unfavorable to budget by 13%. Benefit expenses were unfavorable by \$0.3M to the budget due to annual increases in health insurance.

Purchased Services expenses were unfavorable to budget by \$0.3M year-to-date due to increased facilities projects.

Pharmaceuticals were unfavorable at \$1.1M, partly attributable to COVID and acuity.

Medical and Other Supplies were \$1.1M unfavorable due to higher-cost surgical implant cases and off-contract purchases.

Physician Clinic Expenses from MUSCP were favorable to budget by \$0.3M.

Other expenses were unfavorable by \$0.1M.

Unaudited – For Management Use

Medical University Hospital Authority - Lancaster Market (including Edgewater Surgery Center)

Statement of Revenues, Expenses and Change in Net Position

For the 2 Month Period Ending - August 31, 2021

Modified FASB Basis

| | Current Month | | | | | Fiscal Year To Date | | | | | |
|---|---------------|---------------|--------------|-----------|---------------|---------------------|----------------|--------------|-----------|----------------|----------------|
| | Actual | Flex Budget | Variance | Var % | Fixed Budget | Actual | Flex Budget | Variance | Var % | Fixed Budget | YTD Prior Year |
| Operating Revenues: | | | | | | | | | | | |
| Net Patient Service Revenue | \$11,574,507 | \$ 10,278,115 | \$ 1,296,391 | 12.61% | \$ 10,279,389 | \$ 22,456,334 | \$ 20,235,760 | \$ 2,220,574 | 10.97% | \$ 20,565,684 | \$ 17,508,377 |
| DSH | 588,216 | 517,235 | 70,982 | 13.72% | 517,235 | 1,176,433 | 1,034,469 | 141,963 | 13.72% | 1,034,469 | 779,187 |
| Other Revenue | 662,361 | 478,834 | 183,527 | 38.33% | 478,834 | 1,089,551 | 957,668 | 131,883 | 13.77% | 957,668 | 1,048,702 |
| State Appropriations | 4,557 | - | 4,557 | 0.00% | - | 4,557 | - | 4,557 | 0.00% | - | - |
| Total Operating Revenues | \$12,829,641 | \$ 11,274,184 | \$ 1,555,458 | 13.80% | \$ 11,275,457 | \$ 24,726,875 | \$ 22,227,897 | \$ 2,498,978 | 11.24% | \$ 22,557,821 | \$ 19,336,265 |
| Operating Expenses: | | | | | | | | | | | |
| Salaries Wages | \$ 4,115,763 | \$ 3,606,249 | \$ 509,514 | 14.13% | \$ 3,602,670 | \$ 7,623,725 | \$ 7,064,671 | \$ 559,054 | 7.91% | \$ 7,215,152 | \$ 7,343,243 |
| Benefits | 1,505,230 | 1,313,855 | 191,375 | 14.57% | 1,300,220 | 3,018,779 | 2,579,978 | 438,800 | 17.01% | 2,604,395 | 2,802,955 |
| Pension Expense | 664,344 | 664,344 | - | 0.00% | 664,344 | 1,328,689 | 1,328,689 | - | 0.00% | 1,328,689 | 701,469 |
| Other Post Employment Benefits | 472,603 | 472,603 | - | 0.00% | 472,603 | 945,205 | 945,205 | - | 0.00% | 945,205 | 217,000 |
| Purchased Services | 1,338,217 | 1,488,042 | (149,824) | -10.07% | 1,487,985 | 2,571,701 | 3,027,447 | (455,746) | -15.05% | 3,027,481 | 2,322,274 |
| Physician Services | 850,338 | 617,112 | 233,225 | 37.79% | 697,764 | 1,497,477 | 1,251,185 | 246,292 | 19.68% | 1,462,079 | 1,524,767 |
| Pharmaceuticals | 492,741 | 280,270 | 212,472 | 75.81% | 253,963 | 765,299 | 521,808 | 243,491 | 46.66% | 507,926 | 648,458 |
| Medical Supplies | 1,096,704 | 1,251,404 | (154,700) | -12.36% | 1,277,425 | 2,327,787 | 2,497,388 | (169,601) | -6.79% | 2,594,777 | 1,998,694 |
| COVID Supplies | 55,870 | - | 55,870 | 0.00% | - | 56,302 | - | 56,302 | 0.00% | - | 48,205 |
| Other Supplies | 153,090 | 164,041 | (10,950) | -6.68% | 155,904 | 285,757 | 288,950 | (3,193) | -1.11% | 285,704 | 248,749 |
| Utilities | 236,327 | 276,884 | (40,556) | -14.65% | 276,884 | 484,008 | 476,687 | 7,321 | 1.54% | 476,687 | 482,152 |
| Insurance | 50,807 | 56,756 | (5,949) | -10.48% | 56,756 | 101,613 | 113,512 | (11,899) | -10.48% | 113,512 | 88,955 |
| Leases | 191,771 | 186,809 | 4,962 | 2.66% | 186,809 | 403,960 | 373,618 | 30,342 | 8.12% | 373,618 | 287,254 |
| Other | 238,609 | 239,482 | (873) | -0.36% | 239,482 | 424,230 | 474,656 | (50,426) | -10.62% | 474,656 | 510,836 |
| Physician Clinic Expense | 300,675 | 686,786 | (386,111) | -56.22% | 686,786 | 1,072,252 | 1,373,572 | (301,320) | -21.94% | 1,373,572 | 2,082,505 |
| Total Operating Expenses | \$11,763,091 | \$ 11,304,637 | \$ 458,454 | 4.06% | \$ 11,359,594 | \$ 22,906,782 | \$ 22,317,366 | \$ 589,417 | 2.64% | \$ 22,783,450 | \$ 21,307,518 |
| EBIDA | \$ 1,066,551 | \$ (30,453) | \$ 1,097,004 | -3602.27% | \$ (84,137) | \$ 1,820,092 | \$ (89,469) | \$ 1,909,561 | -2134.33% | \$ (225,629) | \$ (1,971,252) |
| Depreciation | \$ 449,065 | \$ 458,095 | \$ (9,029) | -1.97% | \$ 458,095 | \$ 899,410 | \$ 916,189 | \$ (16,779) | -1.83% | \$ 916,189 | \$ 627,004 |
| Interest | \$ 139,929 | \$ 114,084 | \$ 25,844 | 22.65% | \$ 114,084 | \$ 280,137 | \$ 228,449 | \$ 51,688 | 22.63% | \$ 228,449 | \$ 416,272 |
| Operating Income (Loss) | \$ 477,556 | \$ (602,632) | \$ 1,080,188 | -179.25% | \$ (656,315) | \$ 640,545 | \$ (1,234,107) | \$ 1,874,652 | -151.90% | \$ (1,370,267) | \$ (3,014,528) |
| Operating Margin | 3.72% | -5.35% | | | -5.82% | 2.59% | -5.55% | | | -6.07% | -15.59% |
| NonOperating Revenues (Expenses): | | | | | | | | | | | |
| Gifts and Grants | \$ 82,836 | \$ 8,006 | \$ 74,830 | 934.63% | \$ 8,006 | \$ 82,836 | \$ 16,013 | \$ 66,823 | 417.31% | \$ 16,013 | \$ - |
| Investment Income | 200 | 389 | (189) | -48.56% | 389 | 393 | 777 | (384) | -49.39% | 777 | 783 |
| Loss on Disposal of Capital Assets | - | - | - | 0.00% | - | - | - | - | 0.00% | - | - |
| COVID Funding | - | - | - | 0.00% | - | - | - | - | 0.00% | - | 12,763,479 |
| Other NonOperating Expenses | (144) | - | (144) | 0.00% | - | (332) | - | (332) | 0.00% | - | (302) |
| Debt Issuance Costs | - | - | - | 0.00% | - | - | - | - | 0.00% | - | - |
| Total NonOperating Revenues (Expenses) | \$ 82,892 | \$ 8,395 | \$ 74,497 | 887.41% | \$ 8,395 | \$ 82,897 | \$ 16,790 | \$ 66,107 | 393.73% | \$ 16,790 | \$ 12,763,960 |
| Income (Loss) Before NonOperating Payments to MUSC Affiliates | \$ 560,449 | \$ (594,237) | \$ 1,154,686 | -194.31% | \$ (647,920) | \$ 723,442 | \$ (1,217,317) | \$ 1,940,759 | -159.43% | \$ (1,353,477) | \$ 9,749,433 |
| Non Operating Payments to MUSC Affiliates | - | - | - | 0.00% | - | - | - | - | 0.00% | - | - |
| Change in Net Position | \$ 560,449 | \$ (594,237) | \$ 1,154,686 | -194.31% | \$ (647,920) | \$ 723,442 | \$ (1,217,317) | \$ 1,940,759 | -159.43% | \$ (1,353,477) | \$ 9,749,433 |
| Total Margin | 4.37% | -5.27% | | | -5.75% | 2.93% | -5.48% | | | -6.00% | 50.42% |

Unaudited - For Management Use

Medical University Hospital Authority – Lancaster Market (including Edgewater Surgery Center)
Notes to the Interim Financial Statements

Statement of Revenues, Expenses and Changes in Net Assets: YTD August 31, 2021 (Unaudited)
Actuals Compared to Fixed Budget

Revenue Explanation: August year-to-date net patient revenues were favorable by 9.2%. Adjusted discharges were favorable to budget by 4.7%. Inpatient surgeries, outpatient surgeries, case mix index and payer mix were favorable or (unfavorable) to budget by (17.5%), 4.6%, (7.5%) and 4.7%, respectively. Other Revenues were favorable \$0.1M, primarily driven by favorable revenues from the Ambulatory Surgery Center.

Expense Explanation: FTE per Adjusted Occupied Bed – Case Mix Index Adjusted was unfavorable by \$1.3M, due to change in case mix and increased contract labor expenses. Benefits were unfavorable \$0.4M to budget.

Purchased Services were favorable by \$0.5M.

Physician Services were in line to budget.

Pharmaceuticals were unfavorable by \$0.3M, due to increase COVID drugs usage.

Medical and Other Supplies were favorable by \$0.3M mainly due to lower volume.

Utilities, Insurance, Leases and Other expenses were in line to budget.

Physician Clinic Expenses were unfavorable by \$0.3M.

Medical University Hospital Authority - Midlands Market (including MCP)

Statement of Revenues, Expenses and Change in Net Position

For the 2 Month Period Ending - August 31, 2021

Modified FASB Basis

| | Current Month | | | | | Fiscal Year To Date | | | | |
|---|----------------|----------------|----------------|----------|----------------|---------------------|----------------|----------------|----------|----------------|
| | Actual | Flex Budget | Variance | Var % | Fixed Budget | Actual | Flex Budget | Variance | Var % | Fixed Budget |
| Operating Revenues: | | | | | | | | | | |
| Net Patient Service Revenue | \$ 27,663,701 | \$ 30,069,183 | \$ (2,405,482) | -8.00% | \$ 30,069,183 | \$ 27,663,701 | \$ 30,069,183 | \$ (2,405,482) | -8.00% | \$ 30,069,183 |
| DSH | 717,484 | 637,000 | 80,484 | 12.63% | 637,000 | 717,484 | 637,000 | 80,484 | 12.63% | 637,000 |
| Other Revenue | 169,930 | 162,439 | 7,491 | 4.61% | 162,439 | 169,930 | 162,439 | 7,491 | 4.61% | 162,439 |
| State Appropriations | 18,392 | - | 18,392 | 0.00% | - | 18,392 | - | 18,392 | 0.00% | - |
| Total Operating Revenues | \$ 28,569,507 | \$ 30,868,622 | \$ (2,299,115) | -7.45% | \$ 30,868,622 | \$ 28,569,507 | \$ 30,868,622 | \$ (2,299,115) | -7.45% | \$ 30,868,622 |
| Operating Expenses: | | | | | | | | | | |
| Salaries Wages | \$ 14,105,198 | \$ 13,485,128 | \$ 620,070 | 4.60% | \$ 13,485,128 | \$ 14,105,198 | \$ 13,485,128 | \$ 620,070 | 4.60% | \$ 13,485,128 |
| Benefits | 2,808,925 | 4,202,137 | (1,393,212) | -33.15% | 4,202,137 | 2,808,925 | 4,202,137 | (1,393,212) | -33.15% | 4,202,137 |
| Pension Expense | - | 757,394 | (757,394) | -100.00% | 757,394 | - | 757,394 | (757,394) | -100.00% | 757,394 |
| Other Post Employment Benefits | - | 378,697 | (378,697) | -100.00% | 378,697 | - | 378,697 | (378,697) | -100.00% | 378,697 |
| Purchased Services | 4,516,105 | 3,606,243 | 909,863 | 25.23% | 3,606,243 | 4,516,105 | 3,606,243 | 909,863 | 25.23% | 3,606,243 |
| Physician Services | 1,587,934 | 2,637,030 | (1,049,096) | -39.78% | 2,637,030 | 1,587,934 | 2,637,030 | (1,049,096) | -39.78% | 2,637,030 |
| Pharmaceuticals | 996,457 | 234,896 | 761,561 | 324.21% | 234,896 | 996,457 | 234,896 | 761,561 | 324.21% | 234,896 |
| Medical Supplies | 5,004,860 | 5,642,299 | (637,439) | -11.30% | 5,642,299 | 5,004,860 | 5,642,299 | (637,439) | -11.30% | 5,642,299 |
| Other Supplies | 392,678 | 808,142 | (415,464) | -51.41% | 808,142 | 392,678 | 808,142 | (415,464) | -51.41% | 808,142 |
| Utilities | 524,584 | 566,165 | (41,581) | -7.34% | 566,165 | 524,584 | 566,165 | (41,581) | -7.34% | 566,165 |
| Insurance | 388,275 | 346,954 | 41,320 | 11.91% | 346,954 | 388,275 | 346,954 | 41,320 | 11.91% | 346,954 |
| Leases | 570,142 | 479,154 | 90,988 | 18.99% | 479,154 | 570,142 | 479,154 | 90,988 | 18.99% | 479,154 |
| Other | 1,401,768 | 1,951,837 | (550,069) | -28.18% | 1,951,837 | 1,401,768 | 1,951,837 | (550,069) | -28.18% | 1,951,837 |
| Total Operating Expenses | \$ 32,296,926 | \$ 35,096,076 | \$ (2,799,150) | -7.98% | \$ 35,096,076 | \$ 32,296,926 | \$ 35,096,076 | \$ (2,799,150) | -7.98% | \$ 35,096,076 |
| EBIDA | \$ (3,727,419) | \$ (4,227,454) | \$ 500,035 | -11.83% | \$ (4,227,454) | \$ (3,727,419) | \$ (4,227,454) | \$ 500,035 | -11.83% | \$ (4,227,454) |
| Depreciation | \$ 431,072 | \$ 384,156 | \$ 46,915 | 12.21% | \$ 384,156 | \$ 431,072 | \$ 384,156 | \$ 46,915 | 12.21% | \$ 384,156 |
| Interest | \$ 467,911 | \$ 467,911 | \$ - | 0.00% | \$ 467,912 | \$ 467,911 | \$ 467,911 | \$ - | 0.00% | \$ 467,912 |
| Operating Income (Loss) | \$ (4,626,402) | \$ (5,079,522) | \$ 453,120 | -8.92% | \$ (5,079,522) | \$ (4,626,402) | \$ (5,079,522) | \$ 453,120 | -8.92% | \$ (5,079,522) |
| Operating Margin | -16.19% | -16.46% | | | -16.46% | -16.19% | -16.46% | | | -16.46% |
| One Time Acquisition Costs | \$ 1,189,117 | \$ 640,000 | \$ 549,117 | 85.80% | \$ 640,000 | \$ 1,189,117 | \$ 640,000 | \$ 549,117 | 85.80% | \$ 640,000 |
| Adjusted Operating Income (Loss) | \$ (5,815,519) | \$ (5,719,522) | \$ (95,997) | 1.68% | \$ (5,719,522) | \$ (5,815,519) | \$ (5,719,522) | \$ (95,997) | 1.68% | \$ (5,719,522) |
| Adjusted Operating Margin | -20.36% | -18.53% | | | -18.53% | -20.36% | -18.53% | | | -18.53% |
| NonOperating Revenues (Expenses): | | | | | | | | | | |
| Gifts and Grants | \$ - | \$ 2,727,273 | \$ (2,727,273) | -100.00% | \$ 2,727,273 | \$ - | \$ 2,727,273 | \$ (2,727,273) | -100.00% | \$ 2,727,273 |
| Investment Income | - | - | - | 0.00% | - | - | - | - | 0.00% | - |
| Loss on Disposal of Capital Assets | - | - | - | 0.00% | - | - | - | - | 0.00% | - |
| COVID Funding | - | - | - | 0.00% | - | - | - | - | 0.00% | - |
| Other NonOperating Expenses | - | (365,455) | 365,455 | -100.00% | (365,455) | - | (365,455) | 365,455 | -100.00% | (365,455) |
| Debt Issuance Costs | (167,623) | - | (167,623) | 0.00% | - | (167,623) | - | (167,623) | 0.00% | - |
| Total NonOperating Revenues (Expenses) | \$ (167,623) | \$ 2,361,818 | \$ (2,529,441) | -107.10% | \$ 2,361,818 | \$ (167,623) | \$ 2,361,818 | \$ (2,529,441) | -107.10% | \$ 2,361,818 |
| Income (Loss) Before NonOperating Payments to MUSC Affiliates | \$ (5,983,142) | \$ (3,357,704) | \$ (2,625,438) | 78.19% | \$ (3,357,704) | \$ (5,983,142) | \$ (3,357,704) | \$ (2,625,438) | 78.19% | \$ (3,357,704) |
| Non Operating Payments to MUSC Affiliates | - | - | - | 0.00% | - | - | - | - | 0.00% | - |
| Change in Net Position | \$ (5,983,142) | \$ (3,357,704) | \$ (2,625,438) | 78.19% | \$ (3,357,704) | \$ (5,983,142) | \$ (3,357,704) | \$ (2,625,438) | 78.19% | \$ (3,357,704) |
| Total Margin | -20.94% | -10.88% | | | -10.88% | -20.94% | -10.88% | | | -10.88% |

Unaudited - For Management Use

Medical University Hospital Authority – Midlands Division (including MCP)

Notes to the Interim Financial Statements

Statement of Revenues, Expenses and Changes in Net Assets: YTD August 31, 2021 (Unaudited)

Actuals Compared to Fixed Budget

Revenue Explanation: August year-to-date net patient revenues were unfavorable by 8.0% or \$2.4M. Adjusted discharges were unfavorable to budget by 15.1%. Inpatient surgeries, outpatient surgeries and heart procedures were unfavorable to budget by 47.1%, 4.9%, and 37.6% respectively. Specifically, IP surgery and heart procedures created an unfavorable variance of \$1.7M and \$0.6M respectively. Overall volume shortfalls above drove an unfavorable variance to NR of \$2.5M, with all other areas including payer mix driving a net favorable variance of \$0.1M.

Expense Explanation: Salaries and Wages were unfavorable to budget \$0.6M driven by assumption of employee PTO liability of \$3.2M. Lower volumes drove lower salary and wages costs to budget. In addition, postponed anticipated salary increases provided a favorable variance to budget. Benefits were favorable \$2.5M mainly due pension actuarial avoidance of \$1.1M, lower salary and wages, and increased contract labor.

One Time Acquisition Costs were unfavorable to budget \$0.5M.

Purchased Services were unfavorable by \$0.9M due to budget alignment of \$0.8M with physician services. Large expenses for month include lease agreement CAM expenses, MAC fees, Siemens equipment support and Anesthesia fees.

Physician Services were favorable \$1.0M due to budget alignment of \$0.8M with purchased services.

Pharmaceuticals were unfavorable to budget \$0.8M due to higher COVID and oncology drugs costs.

Medical and Other Supplies were favorable by \$1.1M driven by lower volume.

Utilities, Insurance, Leases, and Other Expenses were \$0.5M favorable to budget due to lower facility expenses.

Statement of Net Position

Medical University Hospital Authority - Consolidated

Statements of Net Position

August 31, 2021 and June 30, 2021

| Assets and Deferred Outflows | At 8/31/2021 (unaudited) | At 6/30/2021 (unaudited) |
|--|-----------------------------|-----------------------------|
| Current Assets: | | |
| Cash and Cash Equivalents | \$ 448,405,329 | \$ 399,102,026 |
| Cash Restricted for Capital Projects and Major Programs | 33,478,898 | 35,468,718 |
| Cash Restricted for COVID-19 Stimulus Funding | 32,248,033 | 34,936,659 |
| Investments Unrestricted | 199,216,001 | 216,099,763 |
| Investments Restricted for Capital Projects and Major Programs | 32,283,257 | 31,600,161 |
| Patient Accounts Receivable, Net of Allowance for Uncollectible Accounts of approximately \$242,200,000 and \$224,200,000 | 320,348,024 | 280,237,834 |
| Due from Related Parties | - | 1,070,385 |
| Due from Third-Party Payors | 8,795,307 | 5,382,263 |
| Due from Joint Ventures and Partnerships | 5,816,826 | 8,557,430 |
| Other Current Assets | 216,043,705 | 191,093,298 |
| Total Current Assets | \$ 1,296,635,380 | \$ 1,203,548,537 |
| Investments Held by Trustees Under Indenture Agreements | \$ 64,995,354 | \$ 63,420,714 |
| Investments in Joint Ventures and Partnerships | 33,006,875 | 7,006,875 |
| Other Non-Current Assets | 8,674,989 | 9,196,686 |
| Capital Assets, Net | 1,027,977,176 | 965,878,400 |
| Total Assets | \$ 2,431,289,774 | \$ 2,249,051,212 |
| Deferred Outflows | \$ 741,366,294 | \$ 741,741,150 |
| Total Assets and Deferred Outflows | \$ 3,172,656,068 | \$ 2,990,792,362 |
| Liabilities, Deferred Inflows and Net Position | | |
| Current Liabilities: | | |
| Current Installments of Long-Term Debt | \$ 136,607,963 | \$ 136,432,369 |
| Current Installments of Capital Lease Obligations | 8,403,982 | 8,582,452 |
| Current Installments of Notes Payable | 1,819,510 | 2,158,755 |
| Due to Related Parties | 14,277,327 | - |
| Accounts Payable | 138,224,622 | 148,527,120 |
| Accrued Payroll, Withholdings and Benefits | 129,539,246 | 106,967,579 |
| Due to Third-Party Payors | 2,243,060 | - |
| Other Accrued Expenses | 27,754,699 | 25,603,344 |
| Unearned Revenue | 5,487,203 | 105,979 |
| Total Current Liabilities | \$ 514,357,612 | \$ 428,377,598 |
| Long-Term Debt | \$ 850,019,399 | \$ 778,649,186 |
| Capital Lease Obligations | 73,010,753 | 73,781,583 |
| Notes Payable | 1,169,293 | 1,169,293 |
| Net Pension Liability | 1,185,728,721 | 1,174,623,048 |
| Net OPEB Liability | 1,071,839,948 | 1,060,313,276 |
| Total Liabilities | \$ 3,696,125,726 | \$ 3,516,913,984 |
| Deferred Inflows | \$ 73,542,353 | \$ 73,542,353 |
| Total Liabilities and Deferred Inflows | \$ 3,769,668,079 | \$ 3,590,456,337 |
| Net Position: | | |
| Net Investment in Capital Assets | \$ 154,420,849 | \$ 162,706,936 |
| Restricted: | | |
| Under Indenture Agreements | 64,995,354 | 63,420,714 |
| Expendable for: | | |
| Capital Projects | 43,982,130 | 45,994,790 |
| Major Programs | 26,349,588 | 30,798,357 |
| COVID-19 Stimulus Funding | 32,248,034 | 34,936,659 |
| Unrestricted (deficit) | (919,007,966) | (937,521,431) |
| Total Net Position | \$ (597,012,011) | \$ (599,663,975) |
| Total Liabilities, Deferred Inflows and Net Position | \$ 3,172,656,068 | \$ 2,990,792,362 |

Unaudited - For Management Use

MEDICAL UNIVERSITY HOSPITAL AUTHORITY – Consolidated

Balance Sheet: As of 08/31/21 (Unaudited) and 06/30/2021 (Unaudited)

Cash and Cash Equivalents

Unrestricted cash and cash equivalents increased by \$49.3M from June 30, 2021. Significant FY21 events increasing cash include \$12M in Disproportionate Share Hospital (DSH) and Graduate Medical Education (GME) programs and \$1.2M in Managed Care Organization Teaching payments, and maturity of federal bonds since 06/30.

Restricted cash and investments are listed below:

| | 8/31/2021 | 6/30/2021 |
|----------------------------------|----------------------|-----------------------|
| | Balance | Balance |
| Cash | | |
| Williamsburg | \$ 33,478,898 | \$ 35,468,718 |
| \$45M for Vaccine and At-Risk | 32,248,033 | 34,936,659 |
| Investments | | |
| Hampton | 1,365,595 | 2,981,335 |
| Nursing Incentive | - | 756,983 |
| Shawn Jenkins Childrens Hospital | 239,721 | 239,721 |
| Telemedicine | 11,387,337 | 7,418,929 |
| Adult and Pediatric Burn | 10,263,511 | 10,286,351 |
| Innovation | 9,027,093 | 9,916,842 |
| | <u>\$ 98,010,188</u> | <u>\$ 102,005,538</u> |

Net Accounts Receivable

Net patient accounts receivable increased \$40.1M from June 30, 2021 due to a positive Case Mix Index. August 2021 net accounts receivable days were 42 compared to June 30, 2021 at 43.

Other Current Assets

Other current assets increased \$24.9M from June 30, 2021, mainly due \$14.3M increase in inventory, \$6.5M increase in payroll-related expenditures and \$6M increase in prepaids.

| | 8/31/2021 | 6/30/2021 |
|-----------------------------------|-----------------------|-----------------------|
| | Balance | Balance |
| Non-Patient Accounts Receivable | \$ 49,215,302 | \$ 51,167,462 |
| Inventory | 96,066,066 | 81,781,383 |
| Health Insurance Prepayments | 4,732,981 | - |
| Dental Prepayments | 110,752 | - |
| Workers' Compensation Prepayments | 1,779,470 | - |
| Other Prepayments | 64,139,134 | 58,144,453 |
| | <u>\$ 216,043,705</u> | <u>\$ 191,093,298</u> |

Unaudited – For Management Use

MEDICAL UNIVERSITY HOSPITAL AUTHORITY – Consolidated

Balance Sheet: As of 08/31/21 (Unaudited) and 06/30/2021 (Unaudited) cont'd

Due from Third Party Payors includes payments owed to and from Medicare and Medicaid. As of 08/31, Medicare and Medicaid owed MUHA \$8.8M, an increase of \$3.4M due to prior year Medicare cost adjustments.

| | 8/31/2021 | 6/30/2021 |
|---------------------------------------|----------------|----------------|
| | <u>Balance</u> | <u>Balance</u> |
| Medicare/Medicaid Accounts Receivable | \$ 8,795,307 | \$ 5,382,263 |

Due to and from balances with Joint Ventures and Partnerships are listed below. As of 08/31, MUHA has a net receivable balance of \$5.8M.

| | 8/31/2021 | 6/30/2021 |
|-------------------------------|--------------------|--------------------|
| | <u>Balance</u> | <u>Balance</u> |
| MUSC Health Partners (MHP) | \$ 6,599,228 | \$ 8,993,758 |
| Edgewater Surgery Center | 792,027 | 1,179,291 |
| MSV Health Inc (MHI) | 206,950 | 206,950 |
| Mainsail Health Partners | 100,945 | 95,825 |
| MUSC Strategic Ventures (MSV) | <u>(1,882,324)</u> | <u>(1,918,394)</u> |
| | \$ 5,816,826 | \$ 8,557,430 |

Accounts Payable

Accounts Payable decreased by \$10.3M from June 30, 2021 mainly due to improvement in payment frequency.

Other Accrued Expenses

Other Accrued Expenses increased \$2.2M from June 30, 2021 due to DSH accrual adjustment for FY21.

Unearned Revenue

Unearned revenue increased \$5.4M from June 30, 2021 mainly due to DSH deferral.

MEDICAL UNIVERSITY HOSPITAL AUTHORITY – Consolidated

Balance Sheet: As of 08/31/21 (Unaudited) and 06/30/2021 (Unaudited) cont'd

Long Term Debt

As of August 2021, Current Installments of Long-Term Debt relates to HUD debt for ART, SJCH and the Central Energy Plant. Current Installments of Notes Payable relate to the note payable for the Sabin Street Energy Plant. A table of outstanding balances by major issuance is listed below:

| | 8/31/2021 | 6/30/2021 |
|-------------------------------|-------------------------|-------------------------|
| | <u>Balance</u> | <u>Balance</u> |
| CEP | \$ 30,925,096 | \$ 31,342,241 |
| ART | 234,574,597 | 237,330,884 |
| SJCH | 299,479,802 | 300,880,171 |
| Edgewater | 6,273,242 | 6,303,968 |
| Nexton and CSC | 34,894,054 | 35,058,661 |
| Sabin Street | 2,732,070 | 2,732,070 |
| Lease Buy-Outs | 256,733 | 595,978 |
| Adv Medicare Funds | 182,800,523 | 182,800,523 |
| Capital Leases (detail below) | 81,414,735 | 82,364,035 |
| Lifepoint Acquisition | 76,380,000 | - |
| CHS Acquisition | 121,300,049 | 121,894,169 |
| | <u>\$ 1,071,030,901</u> | <u>\$ 1,001,302,700</u> |

As of August 31, 2021, capital leases relates to various pieces of equipment and properties. A table of outstanding balances by major vendor and/or location is listed below:

| | 8/31/2021 | 6/30/2021 |
|----------------------------|----------------------|----------------------|
| | <u>Balance</u> | <u>Balance</u> |
| Generator | \$ 61,014 | \$ 121,532 |
| Ultrasound | 354,716 | 378,556 |
| Cardio Equip | 149,238 | 165,199 |
| Cardiovascular Equip | 1,664,725 | 1,844,609 |
| Lab Equip | - | 16,248 |
| Patient Monitors | 9,131,483 | 9,635,903 |
| Imaging Equipment | 16,622,011 | 16,622,011 |
| Summey Medical Pavilion | 43,501,505 | 43,774,824 |
| Computer software | 159,783 | 168,039 |
| Printers - via acquisition | 165,171 | - |
| Medical Malls | 9,605,089 | 9,637,113 |
| | <u>\$ 81,414,735</u> | <u>\$ 82,364,035</u> |

Pension and Other Post Employment Benefit (OPEB) Liabilities

As of August 31, 2021, the net pension liability increased by \$11.1M from June 30, 2021.

As of August 31, 2021, the net other post-employment benefit liability increased \$11.5M from June 30, 2021.

**Crosswalk of Financial Accounting Standards Board (FASB)
Income Statement Presentation to Government Accounting
Standards Board (GASB)**

Medical University Hospital Authority - Consolidated
Statement of Revenues, Expenses and Change in Net Position
For the 2 Month Period Ending August 31, 2021
Modified FASB Basis

Crosswalk from FASB to GASB

| | FASB | | | Variance | GASB | | | Variance |
|--|-----------------------|------------------------|---------------------|-----------------|-----------------------|------------------------|---------------------|-----------------|
| | Actual | Budget | Fiscal Year To Date | | Actual | Budget | Fiscal Year To Date | |
| Operating Revenues: | | | | | | | | |
| Net Patient Service Revenues | \$ 377,497,954 | \$ 391,844,941 | | -3.66% | \$ 377,497,954 | \$ 391,844,941 | | -3.66% |
| Other Revenues - DHS Revenue | 10,720,210 | 9,875,597 | | 8.55% | 10,720,210 | 9,875,597 | | 8.55% |
| Retail Pharmacy Revenue | 59,933,741 | 45,647,646 | | 31.30% | 59,933,741 | 45,647,646 | | 31.30% |
| Other Revenues | 15,367,763 | 16,114,513 | | -4.63% | 15,367,763 | 16,114,513 | | -4.63% |
| State Appropriations | 4,600,846 | 4,577,898 | | 0.50% | | | | |
| Total Operating Revenues | \$ 468,120,515 | \$ 468,060,594 | | 0.01% | \$ 463,519,668 | \$ 463,482,697 | | 0.01% |
| Operating Expenses: | | | | | | | | |
| Salaries Wages | \$ 128,930,110 | \$ 132,734,277 | | -2.87% | \$ 128,930,110 | \$ 132,734,277 | | -2.87% |
| Benefits | 45,172,386 | 46,377,068 | | -2.60% | 45,172,386 | 46,377,068 | | -2.60% |
| Pension Expense | 12,899,258 | 13,595,651 | | -5.12% | 12,899,258 | 13,595,651 | | -5.12% |
| Other Post Employment Benefits | 11,526,671 | 11,886,267 | | -3.03% | 11,526,671 | 11,886,267 | | -3.03% |
| Purchased Services | 55,140,994 | 67,845,023 | | -18.73% | 55,140,994 | 67,845,023 | | -18.73% |
| Physician Services | 26,830,102 | 27,711,756 | | -3.18% | 26,830,102 | 27,711,756 | | -3.18% |
| Pharmaceuticals | 31,111,995 | 30,591,578 | | 1.70% | 31,111,995 | 30,591,578 | | 1.70% |
| Retail Pharmaceuticals | 27,222,082 | 22,031,630 | | 23.56% | 27,222,082 | 22,031,630 | | 23.56% |
| Medical Supplies | 67,002,775 | 69,083,462 | | -3.01% | 67,002,775 | 69,083,462 | | -3.01% |
| COVID-19 Supplies | 749,524 | - | | 100.00% | 749,524 | - | | -100.00% |
| Other Supplies | 8,990,047 | 11,327,795 | | -20.64% | 8,990,047 | 11,327,795 | | -20.64% |
| Utilities | 5,125,876 | 4,874,545 | | 5.16% | 5,125,876 | 4,874,545 | | 5.16% |
| Insurance | 1,849,345 | 1,736,598 | | 6.49% | 1,849,345 | 1,736,598 | | 6.49% |
| Leases | 6,770,020 | 6,231,690 | | 8.64% | 6,770,020 | 6,231,690 | | 8.64% |
| Other | 5,776,653 | 6,778,199 | | -14.78% | 5,776,653 | 6,778,199 | | -14.78% |
| Physician Clinic Expense | 3,829,992 | 4,440,769 | | -13.75% | 3,829,992 | 4,440,769 | | -13.75% |
| Total Operating Expenses | \$ 438,927,829 | \$ 457,246,309 | | -4.01% | \$ 438,927,829 | \$ 457,246,309 | | -4.01% |
| EBIDA | \$ 29,192,686 | \$ 10,814,286 | | 169.95% | \$ 24,591,839 | \$ 6,236,388 | | 294.33% |
| Depreciation | \$ 18,283,095 | \$ 18,805,046 | | -2.78% | \$ 18,283,095 | \$ 18,805,046 | | -2.78% |
| Interest Expense | \$ 6,304,994 | \$ 6,479,934 | | -2.70% | | | | |
| Operating Income (Loss) | \$ 4,604,597 | \$ (14,470,694) | | -131.82% | \$ 6,308,744 | \$ (12,568,658) | | -150.19% |
| Operating Margin | 0.98% | -3.09% | | -131.82% | 1.36% | -2.71% | | -150.19% |
| One Time Acquisition Costs | \$ 1,189,117 | \$ 640,000 | | 85.80% | \$ 1,189,117 | \$ 640,000 | | 85.80% |
| Adjusted Operating Income (Loss) | \$ 3,415,480 | \$ (15,110,694) | | -122.60% | \$ 5,119,627 | \$ (13,208,658) | | -138.76% |
| Adjusted Operating Margin | 0.73% | -3.23% | | -122.60% | 1.10% | -2.85% | | -138.76% |
| NonOperating Revenues (Expenses): | | | | | | | | |
| Gifts and Grants | \$ 553,369 | \$ 3,531,102 | | -84.33% | \$ 553,369 | \$ 3,531,102 | | -84.33% |
| Pension OPEB Nonemployer Contribution | 1,025,263 | 1,329,795 | | -22.90% | 1,025,263 | 1,329,795 | | -22.90% |
| Investment Income | 670,225 | 99,827 | | 571.39% | 670,225 | 99,827 | | 571.39% |
| Loss on Disposal of Capital Assets | 1,500 | - | | 100.00% | 1,500 | - | | 100.00% |
| COVID-19 Stimulus Funding | - | - | | 100.00% | - | - | | 100.00% |
| Other NonOperating Expenses | (332) | (365,455) | | 99.91% | (332) | (365,455) | | 99.91% |
| Debt Issuance Costs | (167,623) | - | | -100.00% | (167,623) | - | | -100.00% |
| Total NonOperating Revenues (Expenses) | \$ 2,082,402 | \$ 4,595,269 | | -54.68% | \$ 378,254 | \$ 2,693,233 | | -85.96% |
| Income (Loss) Before NonOperating Payments to MUSC Entities | \$ 5,497,882 | \$ (10,515,425) | | -152.28% | \$ 5,497,881 | \$ (10,515,425) | | -152.28% |
| NonOperating Payments to MUSC Entities | (2,748,940) | - | | -100.00% | (2,748,940) | - | | -100.00% |
| Change in Net Position | \$ 2,748,942 | \$ (10,515,425) | | -126.14% | \$ 2,748,941 | \$ (10,515,425) | | -126.14% |
| Total Margin | 0.59% | -2.25% | | | 0.59% | -2.27% | | |

MEDICAL UNIVERSITY HOSPITAL AUTHORITY - MIDLANDS
CAPITAL PURCHASES
FY 2022 BUDGET

| Item | Title: | Justification | FY 2022 Cost |
|---------------------------------|-------------------------|---|---------------------|
| 85 | Business /Clinical Apps | Acquisition/Systems integration | 3,335,448 |
| 86 | IT Infrastructure | Acquisition/Systems integration | 4,245,000 |
| 87 | Info Security | Acquisition/Systems integration | 147,123 |
| 88 | HR Systems | Acquisition/Systems integration | 361,000 |
| 89 | Vidistar CVIS | Cardio Vascular Information System, end of life | 1,100,000 |
| Total - Midlands IT / IS | | | \$ 9,188,571 |

| | | | |
|------------------------------------|--------------------------------------|---|---------------------|
| 90 | Signage Branding | Acquisition Branding | 1,000,000 |
| 91 | GI 3 Air Handler & Negative Pressure | Air handler replacement and install of CAV boxes for better control of GI 3, GI supply, GI scope cleaning, GI scope supply. These areas are served by one thermostat and can't be adjusted separately which is causing humidity issue also. | 250,000 |
| 92 | Boiler Replacement | Past useful life, 1979 boiler. | 212,100 |
| 93 | Simplex Fire Alarm Replacement | System is not supported any longer. | 210,000 |
| 94 | Surg/Med 2 Roof Replacement | Roof has several leaks over patient care areas. | 200,000 |
| 95 | Signage, Code Upfits, Facility | Past useful life issues, Code requirements, Replacements, Other Signage and Facility <\$250k | 861,300 |
| Total - Midlands Facilities | | | \$ 2,733,400 |

| | | | |
|-----|----------------------------|--|---------|
| 96 | AED / DEFIB Replacements | PER FDA, any model below 20e is obsolete and will no longer be produced nor will parts be available. | 861,297 |
| 97 | Kershaw Lab Integration | Major Capital and Temp Renovations | 845,175 |
| 98 | GYN/Surgery Tower | Physician satisfaction due to image quality, equipment end of life | 600,000 |
| 99 | Mazor Robot | Spine surgery--allows MUSC to be first in the market. | 550,000 |
| 100 | Kershaw Mammo | Currently unable to perform stereo breast biopsies, end of life mammo equipment | 460,000 |
| 101 | Bed Replacement | Current equipment is 20+ years old and obsolete. It is very difficult and time-consuming to find replacement parts for repair. Many patient and physician complaints about comfort and safety. | 426,000 |
| 102 | Phillips V60 Ventilators | \$112K in rentals for 2020. \$11,945 each (refurbished). Do not have enough vents to cover patient needs across all sites. | 331,990 |
| 103 | Stryker Small Power | Models 5 and 6 are no longer serviced. At end of 2021 these are obsolete with no available parts or way to service. | 282,000 |
| 104 | Patient Beds | Current linnets purchased in 2012 and have not held up. | 250,000 |
| 105 | Mindray Telemetry Monitors | Replacement for end of life | 243,235 |
| 106 | OR Surgical Patient Tables | Replacement of 5 obsolete OR beds. Parts are no longer available. Beds have sharp edges and are continuously breaking down. | 238,000 |

| | | | |
|--|--------------------------------------|--|---------------------|
| 107 | GE Echo-Vascular Ultrasound Machines | Current ultrasound system has become a patient safety concern. Images have become difficult to visualize. Workflow will increase using the tools to reduce scanning time, increase productivity, increase staff and patient satisfaction, and reduce wait times. | 220,332 |
| 108 | Other Routine Capital | Equipment replacement capital spend. This equipment can no longer be maintained or is past it's useful life or is needed to meet safety or regulatory concerns. Items <\$250k | 3,650,192 |
| Total - Midlands Clinical Equipment | | | \$ 8,958,221 |

| | | | |
|--|---|--|------------------|
| 109 | Floor Scrubber, Burnisher, side by side buffer, wet vac | Kershaw Medical Center needs reliable floor equipment to help maintain and sanitize public /patient care areas. These new pieces of equipment are key for productivity and time management. - 2 Tennant T350 Stand-On Disk Floor Scrubber - 3 Clarke CFP Pro 20HD Floor Machine - 2 Tennant/Nobles V-WD-24P Wet/Dry Vacuums - 2 Tennant BR-2500 Battery Burnishers | 28,522 |
| 110 | Environmental Services (Scrubber) | The T-3 Tennant T300e 20" disk scrubber for use in the OR and sterile processing areas only. The machine is compact yet powerful for all to use. This extracts water, mops the floors and would greatly assist with removing wax from the floor. | 8,607 |
| Total - Midlands Non-Clinical Equipment | | | \$ 37,129 |

| | | | |
|-------------------------------|--|--|----------------------|
| Total Midlands Capital | | | \$ 20,917,321 |
|-------------------------------|--|--|----------------------|

**FACILITIES
HOSPITAL AUTHORITY - CHARLESTON
LEASE RENEWAL
FOR APPROVAL**

OCTOBER 8, 2021

DESCRIPTION OF LEASE RENEWAL: This lease renewal is for 5,766 square feet of clinical space located at 2750 Dantzler Drive, Suite 101/102 in North Charleston. The purpose of this lease renewal is to continue provide space for MUHA Pulmonary Internal Medicine. The cost per square foot is \$29.18. Included in the cost per square foot is \$23.26 for base rent and an additional \$5.92 for operating expenses. The monthly rental payment shall be \$14,021.70 (rounded), resulting in an annual lease amount of \$168,260.43. Base rent shall increase annually 2%; operating expenses shall increase annually based on actual costs with an estimated cap of 3%.

Negotiations of this lease renewal resulted in a total renewal term savings of \$21,075 and in addition the landlord shall restripe parking lot and install gutter guards on the building.

NEW LEASE AGREEMENT _____
RENEWAL LEASE AGREEMENT X

LANDLORD: PR Properties of Summerville

LANDLORD CONTACT: Robert Pratt

TENANT NAME AND CONTACT: MUHA Pulmonary Internal Medicine, Diane Thesing

SOURCE OF FUNDS: General Operating Funds

LEASE TERMS:

TERM: Five (5) years: [3/1/2022-2/28/2027]

AMOUNT PER SQUARE FOOT: \$29.18

TOTAL ANNUALIZED LEASE AMOUNT:

| | |
|--------|--------------|
| Year 1 | \$168,260.43 |
| Year 2 | \$171,967.15 |
| Year 3 | \$175,758.34 |
| Year 4 | \$179,635.88 |
| Year 5 | \$183,601.82 |

TOTAL AMOUNT OF LEASE TERM: \$879,223.62

EXTENDED TERM(S): To be negotiated

OPERATING COSTS:

FULL SERVICE X [modified, excludes utilities, janitorial]

NET _____

**FACILITIES
HOSPITAL AUTHORITY - CHARLESTON
LEASE RENEWAL
FOR APPROVAL**

OCTOBER 8, 2021

DESCRIPTION OF LEASE RENEWAL: This lease renewal is for 8,072 square feet of clinical space located at Cannon Park Place, 261 Cannon Street, Suites 220/240. The purpose of this lease renewal is to continue provide space for MUSC Health Revisions Adult Intensive Outpatient and MUSC Children’s Health Eating Disorders Program. This lease has been under a holdover rent amount of \$40.45 since its initial term terminated May 31, 2021.

The total renewal cost per square foot is \$36.67. Included in the cost is \$32.40 for base rent and an additional \$4.27 for operating expenses. The monthly rental payment shall be \$24,666.69 (rounded), resulting in an annual lease amount of \$296,000.24. Base rent shall increase annually 3%; operating expenses shall increase annually based on actual costs with an estimated cap of 5%.

NEW LEASE AGREEMENT _____
RENEWAL LEASE AGREEMENT X

LANDLORD: HTA – Cannon Park Place, LLC

LANDLORD CONTACT: Todd Sloan, Healthcare Management of America, Inc.

TENANT NAME AND CONTACT: MUSC Health Revisions and MUSC Children’s Health Eating Disorders Program, Shayna Epstein

SOURCE OF FUNDS: General Operating Funds

LEASE TERMS:

TERM: Three (3) years: [11/1/2021-10/31/2024]

AMOUNT PER SQUARE FOOT: \$36.67

TOTAL ANNUALIZED LEASE AMOUNT:

Year 1 \$296,000.24

Year 2 \$305,569.60

Year 3 \$315,460.50

TOTAL AMOUNT OF LEASE TERM: \$917,030.34

EXTENDED TERM(S): To be negotiated

OPERATING COSTS:

FULL SERVICE X

NET _____

**FACILITIES
HOSPITAL AUTHORITY - CHARLESTON
NEW LEASE
FOR APPROVAL**

OCTOBER 8, 2021

DESCRIPTION OF LEASE: This lease is for a total of 10,184 square feet of office space located in the Roper Medical Office Building at 125 Doughty Street, 380, 385, 390, 420 and 680. The purpose of these lease is to accommodate Hospital Transplant relocation from 162 Ashley Avenue. The cost per square foot shall be \$31.83 which is comprised of \$16.74 a square foot base rent and \$15.09 a square foot for operating cost. The total monthly rental rate will be \$27,013.06, resulting in a total initial annual lease amount of \$324,156.72. Base rent shall increase annually 3% and operating cost shall increase each year based on actual expenses with a 5% annual cap.

Landlord is providing a total \$254,600.00 allowance for renovations. The relocation from 162 Ashley Avenue to Roper Medical Office Building will provide an annual savings of \$27,337.05.

NEW LEASE AGREEMENT X
RENEWAL LEASE AGREEMENT

LANDLORD: Roper MOB, LLC

LANDLORD CONTACT: Teresa Wall, Lillibridge Healthcare Services

TENANT NAME AND CONTACT: Hospital Transplant, Daniel Stanton

SOURCE OF FUNDS: Hospital Transplant

LEASE TERMS:

TERM: Five (5) years: [1/1/2022-12/31/2026]

AMOUNT PER SQUARE FOOT: \$31.83

TOTAL ANNUALIZED LEASE AMOUNT:

| | |
|--------|--------------|
| Year 1 | \$324,156.72 |
| Year 2 | \$336,954.95 |
| Year 3 | \$350,290.81 |
| Year 4 | \$364,188.10 |
| Year 5 | \$378,671.74 |

TOTAL AMOUNT OF LEASE TERM: \$1,754,262.32

EXTENDED TERM(S): To be negotiated

OPERATING COSTS:

FULL SERVICE X

NET

**FACILITIES
ACADEMIC
LEASE RENEWAL
FOR APPROVAL**

OCTOBER 8, 2021

DESCRIPTION OF LEASE RENEWAL: This lease renewal is for a total of 6,292 square feet of office space located in the Roper Medical Office Building at 125 Doughty Street consisting of four separate lease agreements for Suites 530, 550, 570 and 590. The purpose of these lease agreements is to continue to provide space necessary to accommodate the Pediatric Physician's at Shawn Jenkins Children's Hospital. The cost per square foot shall be \$31.83 which is comprised of \$16.74 a square foot base rent and \$15.09 a square foot for operating cost. The total monthly rental rate will be \$16,689.53, resulting in a total initial annual lease amount of \$200,274.36. Base rent shall increase annually 3% and operating cost shall increase each year based on actual expenses with a 5% annual cap. Landlord is providing a total of \$157,300.00 allowance for renovations.

NEW LEASE AGREEMENT _____
RENEWAL LEASE AGREEMENT X

LANDLORD: Roper MOB, LLC

LANDLORD CONTACT: Teresa Wall, Lillibridge Healthcare Services

TENANT NAME AND CONTACT: College of Medicine, Richard Lee, Pediatrics Vice Chair for Finance & Administration

SOURCE OF FUNDS: College of Medicine

COMBINED LEASE TERMS:

TERM: Five (5) years: [12/9/2021-12/8/2026]

AMOUNT PER SQUARE FOOT: \$31.83

TOTAL ANNUALIZED LEASE AMOUNT:

| | |
|--------|--------------|
| Year 1 | \$200,274.36 |
| Year 2 | \$208,181.52 |
| Year 3 | \$216,420.83 |
| Year 4 | \$225,007.02 |
| Year 5 | \$233,955.48 |

TOTAL AMOUNT OF LEASE TERM: \$1,083,839.21

EXTENDED TERM(S): To be negotiated

OPERATING COSTS:

FULL SERVICE X

NET _____

**FACILITIES
ACADEMIC
EASEMENT AMENDMENT
FOR APPROVAL**

OCTOBER 8, 2021

DESCRIPTION OF EASEMENT: 194 Cannon Street Utility Easement Relocation

REQUESTOR: Medical University of South Carolina

REQUESTOR CONTACT: Stephen Caporossi, Network & Telecommunication Manager

LOCATION: TMS 460-11-04-027 194 Cannon Street

DESCRIPTION: The MUSC Board of Trustees approved the 194 Cannon Street Utility Easement in April 2021. This amendment is to allow 194 Cannon Street LLC the option to relocate the lines at a future date should the need arise. The cost for any future relocation would be at the Grantor's sole cost and expense.

JUSTIFICATION: Maintain communication connection from main campus to WestEdge.

STATE OF SOUTH CAROLINA)
)
COUNTY OF CHARLESTON)

AMENDMENT TO UTILITY EASEMENT

THIS AMENDMENT TO UTILITY EASEMENT (this "*Agreement*") is made and entered into as of the ____ day of _____ 2021, by and between **194 Cannon Street, LLC** ("*Grantor*") and **The Medical University of South Carolina** ("*Grantee*").

WITNESSETH:

WHEREAS, Grantor and Grantee have executed that certain Utility Easement dated April 20, 2021 and recorded at Book ____ Page ____ in the Charleston County Register of Deeds office (the "Easement"); and

WHEREAS, the easement area described in said Paragraph 2 of the Easement is referred to herein as the "Easement Area", and

WHEREAS, the properties wish to amend the Easement to provide for the future relocation of the Easement Area.

NOW, THEREFORE, for and in consideration of the sum of One and No/100 Dollar (\$1.00) each to the other in hand truly paid, the above recitals, the covenants and agreements set forth herein, and other good and valuable consideration, the receipt and sufficiency of which are hereby acknowledged, the Grantor and Grantee hereto agree as follows:

1. Incorporation of Recitals. The foregoing recitals are true and correct and are incorporated into this Agreement as fully and to the same extent as if set forth herein verbatim.
2. Relocation of Easement Area. To the extent Grantor determines the Easement Area interferes with the development of Grantor's Property as described in Exhibit A of the Easement, Grantor shall have the right to require the relocation of said Easement Area and the facilities located therein to a new area on a portion of Grantor's Property (the "New Easement Area") provided the following conditions are met:
 - A. The new Easement Area shall be subject to Grantee's approval which approval shall not be unreasonably withheld.
 - B. The new Easement Area shall afford Grantee the same benefits and accessibility as the current location.
 - C. Grantor shall be responsible for the relocation of the lines and facilities in the Easement Area to the New Easement Area. The Grantor shall be responsible for all costs related to the relocation of the lines and facilities. Grantor shall be responsible for the costs of the preparation of a plat showing the New Easement Area.

3. New Easement. The parties shall execute a recordable Amendment to the Easement Agreement replacing the Easement Area with the New Easement Area.
4. Scope of Amendment. Except as specifically amended herein, the Easement shall remain in full force and effect and all the terms in the said Easement incorporated herein.
5. Counterparts and Signature Pages. This Agreement may be executed in several counterparts, each of which shall be deemed an original. The signatures to this Agreement may be executed and notarized on separate pages, and when attached to this Agreement shall constitute one complete document.

IN WITNESS WHEREOF, Grantor has caused these presents to be signed in its name by its duly authorized officer this ____ day of _____ 2021.

WITNESSES:

Grantor:
194 Cannon Street, LLC

By: _____
 Print Name: _____
 Its: _____

STATE OF SOUTH CAROLINA)
)
 COUNTY OF CHARLESTON)

ACKNOWLEDGMENT

The foregoing instrument was acknowledged before me this ____ day of _____ 2021, by 194 Cannon Street, LLC by _____, its _____.

 NOTARY PUBLIC for South Carolina
 My Commission Expires: _____
 [SEAL]

IN WITNESS WHEREOF, Grantee has caused these presents to be signed this ____ day
of _____ 2021.

WITNESSES:

Grantee:
The Medical University of South Carolina

By: _____
Print Name: _____
Its: _____

STATE OF SOUTH CAROLINA)
)
COUNTY OF CHARLESTON)

ACKNOWLEDGMENT

The foregoing instrument was acknowledged before me this ____ day of _____
2021, by The Medical University of South Carolina, by _____,
its _____.

NOTARY PUBLIC for South Carolina
My Commission Expires: _____
[SEAL]

This Amendment to Utility Easement is approved in accordance with the S.C. Code of Laws,
§1-11-65 by the Department of Administration, Real Property Services, this ____ day of
_____, 2021.

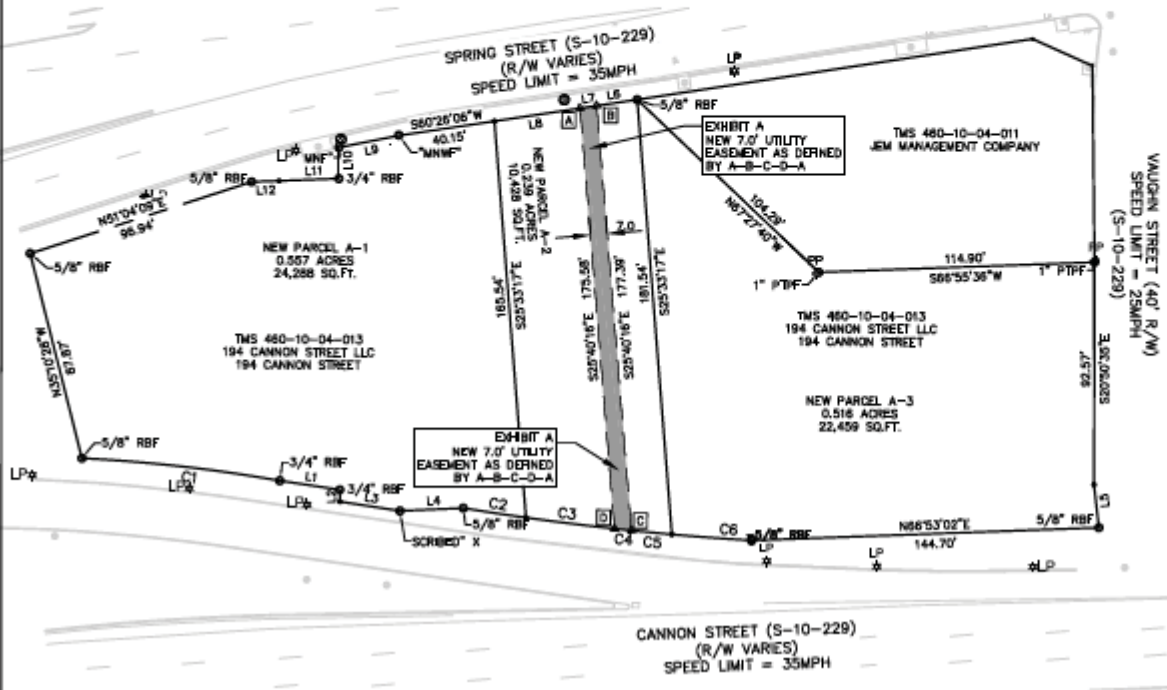
By: _____
Name: _____
Title: _____

PLAT

| Parcel Line Table | | |
|-------------------|--------|------------------|
| Line # | Length | Direction |
| L1 | 25.25 | N77° 32' 35.88"E |
| L2 | 4.96 | N21° 55' 17.46"W |
| L3 | 25.27 | N77° 47' 51.84"E |
| L4 | 26.40 | N66° 28' 16.14"E |
| L5 | 18.00 | S27° 31' 23.03"E |
| L6 | 17.08 | S60° 26' 06.37"W |
| L7 | 7.02 | S60° 26' 06.37"W |
| L8 | 36.07 | S60° 26' 06.37"W |

| Parcel Line Table | | |
|-------------------|--------|------------------|
| Line # | Length | Direction |
| LR | 25.53 | S57° 48' 37.80"W |
| L10 | 12.96 | N21° 02' 27.61"W |
| L11 | 24.98 | N66° 02' 03.79"E |
| L12 | 11.37 | S66° 52' 03.79"W |

| Curve Table | | | | | |
|-------------|--------|---------|-------|-----------------|--------------|
| Curve # | Length | Radius | Delta | Chord Direction | Chord Length |
| C1 | 82.99 | 670.60 | 7.09 | S75° 29' 15"W | 82.94 |
| C2 | 26.40 | 1215.75 | 1.24 | N77° 37' 19"E | 26.40 |
| C3 | 37.11 | 1215.75 | 1.75 | N76° 07' 32"E | 37.11 |
| C4 | 7.13 | 1215.75 | 0.34 | N75° 04' 59"E | 7.13 |
| C5 | 16.92 | 1215.75 | 0.80 | N74° 31' 00"E | 16.92 |
| C6 | 33.30 | 1215.75 | 1.57 | N73° 19' 59"E | 33.30 |



- NOTES AND REFERENCES
- 1) THE PROPERTY IS OWNED BY 194 CANNON STREET LLC.
 - 2) THE TMS IS 460-10-04-013.
 - 3) THE TOTAL AREA IS 1.312 ACRES.
 - 4) ACCORDING TO FLOOD INSURANCE RATE MAP 45019C00512 J DATED 11/17/04 THIS PROPERTY LIES IN FLOOD ZONE AE (ELEVATION 13).
 - 5) THIS SURVEY IS NOT INTENDED TO SHOW THE EXISTENCE OR NON EXISTENCE OF US ARMY CORPS OF ENGINEERS JURISDICTIONAL WETLANDS.
 - 6) REFERENCE PLAT BY PEABODY AND ASSOCIATES DATED MARCH 8, 2013 AND RECORDED IN THE CHARLESTON COUNTY ROD OFFICE IN PLAT BOOK L14 PAGE 0193.
 - 7) REFERENCE PLAT BY H88D SURVEYORS, LLC DATED JANUARY 22, 2018 AND RECORDED IN PLAT BOOK L15 PAGE 0538.



EXHIBIT "A"
MUSC UTILITY EASEMENT AS
DEFINED BY A-B-C-D-A
194 CANNON STREET
CITY OF CHARLESTON, CHARLESTON
COUNTY

FACILITIES
ACADEMIC/RESEARCH
ESTABLISH PROJECT
FOR APPROVAL
October 8, 2021

PROJECT TITLE: College of Health Professions President Street Academic Building

PROJECT NUMBER: TBD

TOTAL ESTIMATED BUDGET: \$40,000,000

SOURCE(S) OF FUNDS: \$15MM CHP Clinical Reserves
 \$5MM Institutional Support (Clinical)
 \$20MM State Institution Bonds

SCOPE OF WORK: Project will construct a six story, approximately 75,000 gross square foot building on President Street directly north of the Bioengineering building. The bottom four floors will be finished for current occupancy, the top two floors will be shell space for future College of Health Professions expansion. The building will include 5000 square feet of research space, a 6000 square foot auditorium, and faculty and staff office and support space. An elevated pedestrian bridge is included connecting to the 2nd floor of the existing Bioengineering building.

JUSTIFICATION: The College of Health Professions has taken action to increase overall student numbers by 20% by FY24 in response to a projected healthcare workforce shortage in South Carolina and MUSC Board of Trustees directive in Fall 2018 for academic growth across programs expected to face this deficiency. The following table shows the positive growth trend over the past few years. We expect this number to continue to increase over the next few years, which will more than exceed our 20% proposed growth in student numbers.

| Year: | 2018 | 2019 | 2020 | 2021 |
|------------------------------|-------------|-------------|-------------|-------------|
| Total CHP Enrolled Students: | 763 | 769 | 888 | 1049 |

The College has taken additional steps to address the healthcare workforce shortage in South Carolina to include adding new academic programs.

- Proposal for Master’s in Speech-Language Pathology program (Spring 2019)
 - Fall 2021 – first cohort of 40+ SLP students matriculate

- Physician Assistant Studies (PAS) received approval from the Accreditation Review Commission on Education for the Physician Assistant, Inc, (ARC-PA) to increase the class size from 60 students to 96 students per cohort
- Proposal for Master's in Genetic Counseling program (Fall 2019)
 - Fall 2023 – first cohort of Genetic Counseling students expected to matriculate
- Proposal for a Master's in Clinical Neurophysiology
 - Fall 2024 – first cohort of Clinical Neurophysiology students expected to matriculate
- Proposal for a Bachelor's / Master's in Respiratory Therapy (Fall 2021)
 - Fall 2024 - first cohort of Respiratory Therapy students expected to matriculate

To adequately accommodate this growth in student numbers and programs, it is imperative that our College expand our physical footprint on the downtown campus. Additional offices for faculty and staff, a large auditorium that can accommodate the increased class sizes, and additional research space are all critical to our continued growth and sustainability

MEDICAL UNIVERSITY OF SOUTH CAROLINA BOARD OF TRUSTEES
REGULAR AGENDA
October 8, 2021
101 Colcock Hall

Members of the Board of Trustees

| | |
|------------------------------------|----------------------------------|
| Dr. James Lemon, Chairman | Dr. Richard M. Christian, Jr. |
| Mr. Charles Schulze, Vice-Chairman | Dr. Paul T. Davis |
| Ms. Terri R. Barnes | Dr. Donald R. Johnson II |
| The Honorable James A. Battle, Jr. | Ms. Barbara Johnson-Williams |
| Mr. William H. Bingham, Sr. | Dr. G. Murrell Smith, Sr. |
| Dr. W. Melvin Brown III | Mr. Michael E. Stavrinakis |
| Dr. Henry F. Butehorn III | Thomas L. Stephenson, Esq. |
| Dr. C. Guy Castles III | Dr. Bartlett J. Witherspoon, Jr. |

Trustees Emeriti

| | |
|-------------------------|----------------------------|
| Ms. Margaret M. Addison | Dr. Charles B. Thomas, Jr. |
| Mr. Allan E. Stalvey | Dr. James E. Wiseman, Jr. |

- | | | |
|---------|--|--|
| Item 1. | Call to Order | Dr. James Lemon <i>Chairman</i> |
| Item 2. | Roll Call..... | Jane Scutt <i>Assistant Board Secretary</i> |
| Item 3. | Date of Next Meeting - December 10, 2021 | Jane Scutt <i>Assistant Board Secretary</i> |
| Item 4. | Approval of Meeting Minutes..... | Dr. James Lemon <i>Chairman</i> |

Approval of the meeting minutes from August 13, 2021, and September 16, 2021 are requested.

Recommendations and Informational Report of the President

- | | | |
|---------|--|------------------------------------|
| Item 5. | General Informational Report of the President..... | Dr. David Cole <i>President</i> |
| Item 6. | Appointment of the Executive Vice President for Finance and Operations | Dr. David Cole <i>President</i> |
| Item 7. | Other Business | Dr. David Cole <i>President</i> |

Research and Institutional Advancement Committee: Ms. Terri Barnes, Chair

- Item 8. Vice President for Research Report Dr. Lori McMahon
Vice President for Research
- Item 9. Other Committee Business Terri Barnes
Committee Chair

Education, Faculty & Student Affairs Committee: Ms. Barbara Johnson-Williams, Chair

- Item 10. Provost Report Dr. Lisa Saladin
Executive Vice President for Academic Affairs and Provost
- Item 11. College of Health Professions Update Dr. Zoher Kapasi
Dean, College of Health Professions
- Item 12. Other Committee Business Barbara Johnson-Williams
Committee Chair

Finance and Administration Committee: Mr. Jim Battle, Chair

- Item 13. MUSC Financial Report Patrick Wamsley
Chief Financial Officer, MUSC
- Item 14. MUSC Physicians Financial Report Eva Greenwood
Chief Financial Officer, MUSC Physicians
- Item 15. Diversity and Inclusion Update Dr. Willette Burnham-Williams
Interim Chief Equity Officer
- Item 16. Other Committee Business Jim Battle
Committee Chair

Other Business for the Board of Trustees

- Item 17. Approval of Consent Agenda Dr. James Lemon
Chairman
- Item 18. Executive Session Dr. James Lemon
Chairman

Upon proper motion and vote, the Board may convene a closed session pursuant to SC Code Ann. §30-4-70. Although the Board will not vote on any items discussed in closed session, the Board may return to public session to vote on items discussed.

- Item 19. New Business for the Board of Trustees Dr. James Lemon
Chairman
- Item 20. Report from the Chairman Dr. James Lemon
Chairman

THE MEDICAL UNIVERSITY OF SOUTH CAROLINA
Monthly Financial Reports
Table of Contents
For the Two (2) Month Period Ended August 31, 2021

| | <u>Page</u> |
|---|-------------|
| Statement of Net Position | 1 |
| University Budgeted Funds Comparison to Budget | 2 |
| Direct Expenditures on Federal Grants and Contracts (By Responsibility Center) | 3 |
| Notes to the Financial Statements | 4-5 |
| Summary of Current Debt Obligations and Analysis of Available Bonded Debt Capacity | 6 |
| Statement of Revenues, Expenses and Changes in Net Position For Affiliated Organizations | 7 |

The Medical University of South Carolina and Affiliated Organizations
Statement of Net Position
As of August 31, 2021

| | <u>University</u> | <u>Area Health Education Consortium</u> | <u>CHS Development Company</u> |
|--|-------------------------|---|--|
| Assets & Deferred Outflows | | | |
| Cash and Cash Equivalents | \$ 438,582,341 | \$ 7,567,579 | \$ - |
| Cash and Cash Equivalents - Restricted | 37,950,186 | - | 654,035 |
| State Appropriation Receivable | 115,267,043 | 8,364,438 | - |
| Student Tuition and Fees Receivable | 6,269,974 | - | - |
| Student Loan Receivable | 11,196,839 | - | - |
| Grants and Contracts Receivable | 50,446,434 | - | - |
| Capital Improvement Bond Proceeds Receivable | - | - | - |
| Capital Lease Receivable | - | - | 6,083,286 |
| Other Receivables | 3,701,283 | - | - |
| Investments | - | - | 1,173,325 |
| Prepaid Items | 13,352,007 | - | 369,355 |
| Capital Assets, net of Accumulated Depreciation | 372,493,032 | - | - |
| Due from Hospital Authority | 9,751,061 | - | - |
| Due from Other Funds | 129,667,720 | - | - |
| Bond Issue Costs | - | - | - |
| Derivative Instruments Fair Value / Deferred Outflows | - | - | - |
| Deferred loss on Debt Refinancing | 28,271 | - | 61,452 |
| Deferred Outflows-Pensions | 103,272,524 | - | - |
| Deferred Outflows-OPEB | 139,765,486 | - | - |
| Other Assets | - | - | - |
| Total Assets & Deferred Outflows | \$ 1,431,744,201 | \$ 15,932,017 | \$ 8,341,453 |
| Liabilities & Deferred Inflows | | | |
| Accounts Payable | \$ 7,393,185 | \$ - | \$ - |
| Accrued Payroll and Other Payroll Liabilities | 25,516,569 | - | - |
| Accrued Compensated Absences | 31,891,281 | 205,450 | - |
| Deferred Revenue | 173,050,980 | 9,299,690 | - |
| Retainages Payable | 1,066,680 | - | - |
| Long-Term Debt | 148,656,638 | - | 7,170,000 |
| Interest Payable | 1,392,952 | - | 26,888 |
| Deposits Held for Others | 4,413,884 | 77,644 | - |
| Due to Hospital Authority | - | - | - |
| Due to Other Funds | 18,172,536 | - | - |
| Federal Loan Program Liability | 11,885,484 | - | - |
| Derivative Instruments Fair Value / Deferred Inflows | - | - | - |
| Net Pension Liability | 567,302,136 | - | - |
| Net OPEB Liability | 589,507,313 | - | - |
| Deferred Inflows-Pensions | 8,658,673 | - | - |
| Deferred Inflows-OPEB | 50,563,259 | - | - |
| Other Liabilities | 22,480,261 | - | - |
| Total Liabilities & Deferred Inflows | \$ 1,661,951,831 | \$ 9,582,784 | \$ 7,196,888 |
| Net Position | (230,207,630) | 6,349,233 | 1,144,565 |
| Total Liabilities & Deferred Inflows and Net Position | \$ 1,431,744,201 | \$ 15,932,017 | \$ 8,341,453 |

The Medical University of South Carolina
 Budgeted Funds Comparison to Budget (Expenses Classified by Category)
 For the period ending August 31, 2021

| | Budget | Prorated Budget (Note) | Actual | Variance | |
|--|------------------------|---------------------------|-----------------------|-----------------------|----------|
| Revenues | | | | | |
| Federal Grants & Contracts | \$ 146,101,198 | \$ 24,350,200 | \$ 19,833,679 | \$ (4,516,521) | U |
| Federal Grants Indirect Cost Recoveries | 40,160,347 | 6,693,391 | 6,435,978 | (257,413) | U |
| State Grants & Contracts | 9,613,629 | 1,602,272 | 1,630,011 | 27,739 | F |
| Private Grants & Contracts | 30,399,388 | 5,066,565 | 4,138,941 | (927,624) | U |
| Private Grants Indirect Cost Recoveries | 5,400,344 | 900,057 | 693,015 | (207,042) | U |
| Total Grants & Contracts | 231,674,906 | 38,612,485 | 32,731,624 | (5,880,861) | U |
| State Appropriations | 119,466,076 | 19,911,013 | 19,911,013 | - | F |
| Tuition and Fees | 112,510,653 | 17,237,414 | 16,665,936 | (571,478) | U |
| Pass-Through Revenues | 118,009,537 | 19,668,256 | 18,401,379 | (1,266,877) | U |
| Gifts | 17,162,252 | 2,860,375 | 4,244,153 | 1,383,778 | F |
| Transfers from (to) MUSC Physicians | 91,669,459 | 15,278,243 | 14,477,787 | (800,456) | U |
| Sales and Services of Educational Departments | 18,855,778 | 3,142,630 | 3,393,294 | 250,664 | F |
| Sales and Services of Auxiliary Enterprises | 14,622,507 | 2,437,085 | 2,336,004 | (101,081) | U |
| Interest and Investment Income | 21,702 | 3,617 | (39,160) | (42,777) | U |
| Endowment Income | 4,401,640 | 733,607 | 1,504,024 | 770,417 | F |
| Miscellaneous | 16,880,163 | 2,813,361 | 3,305,144 | 491,783 | F |
| Miscellaneous - Residents | 8,140,000 | 1,356,667 | 1,486,667 | 130,000 | F |
| Authority Revenue | 92,200,126 | 15,366,688 | 13,408,770 | (1,957,918) | U |
| Authority Revenue - Residents | 69,717,575 | 11,619,596 | 11,619,596 | - | F |
| Intra-Institutional Sales | 42,588,049 | 7,098,008 | 5,155,184 | (1,942,824) | U |
| Total Other | 726,245,517 | 119,526,560 | 115,869,791 | (3,656,769) | U |
| Total Revenues | 957,920,423 | 158,139,045 | 148,601,415 | (9,537,630) | U |
| Expenditures | | | | | |
| Salaries | \$ 336,998,827 | \$ 56,166,471 | \$ 51,107,123 | \$ 5,059,348 | F |
| Miscellaneous Personnel Expenditures | 5,011,011 | 835,169 | 1,476,857 | (641,688) | U |
| Fringe Benefits | 133,909,134 | 22,318,189 | 20,774,656 | 1,543,533 | F |
| Total Personnel | \$ 475,918,972 | \$ 79,319,829 | \$ 73,358,636 | \$ 5,961,193 | F |
| Contractual Services | \$ 165,546,428 | \$ 27,591,071 | \$ 19,518,256 | \$ 8,072,815 | F |
| Pass-through Expenditures | 118,009,537 | 19,668,256 | 18,401,379 | 1,266,877 | F |
| Supplies | 56,462,643 | 9,410,441 | 7,470,697 | 1,939,744 | F |
| Fixed Charges | 54,092,026 | 9,015,338 | 7,692,757 | 1,322,581 | F |
| Equipment | 8,913,903 | 1,485,651 | 637,582 | 848,069 | F |
| Travel | 3,800,334 | 633,389 | 147,684 | 485,705 | F |
| Trainee / Scholarships | 21,575,690 | 3,595,948 | 4,034,476 | (438,528) | U |
| Other Expenses | 6,519,084 | 1,086,514 | 622,431 | 464,083 | F |
| Debt Service | 8,294,082 | 1,382,347 | 1,382,347 | - | F |
| Total Other | \$ 443,213,727 | \$ 73,868,955 | \$ 59,907,609 | \$ 13,961,346 | F |
| Total Expenditures | \$ 919,132,699 | \$ 153,188,784 | \$ 133,266,245 | \$ 19,922,539 | F |
| Other Additions (Deductions) | | | | | |
| Transfers from(to) Plant Funds | (56,846,519) | (9,474,420) | (9,271,736) | 202,684 | F |
| Other Transfers | 51,690 | 8,615 | (18,548) | (27,163) | U |
| Prior Year Fund Balance Usage | 28,170,406 | 4,695,068 | 2,690,244 | (2,004,824) | U |
| Total Other Additions (Deductions) | \$ (28,624,423) | \$ (4,770,737) | \$ (6,600,040) | \$ (1,829,303) | U |
| NET INCREASE (DECREASE) in Fund Balance | \$ 10,163,301 | \$ 179,524 | \$ 8,735,130 | \$ 8,555,606 | F |
| Non-Budgeted Items | | | | | |
| Net Unfunded Pension Expense | | | (5,142,002) | | |
| Net Unfunded OPEB Expense | | | (3,287,926) | | |
| Depreciation | | | (5,969,045) | | |
| Endowment Gains/Losses | | | - | | |
| Gain (Loss) on Disposition of Property | | | (220,174) | | |
| Other Non-Budgeted Items | | | 7,036,490 | | |
| SRECNP Bottom Line | | | 1,152,473 | | |

The Medical University of South Carolina

Direct Expenditures on Federal Grants and Contracts

(By Responsibility Center)

For the 2 Month Period Ending August 31, 2021

| | |
|-------------------------------|---------------------|
| Administration | 211,922 |
| College of Dental Medicine | 244,460 |
| College of Graduate Studies | 286,562 |
| College of Health Professions | 1,177,538 |
| College of Medicine | 15,329,348 |
| College of Nursing | 579,587 |
| College of Pharmacy | 170,945 |
| Hollings Cancer Center | 390,058 |
| Library | 68,423 |
| Office of Sponsored Programs | 5,382 |
| | <hr/> |
| | \$18,464,226 |
| | <hr/> <hr/> |

NOTE: The federal direct expenditures shown above were incurred by the University.
The federal grant and contract revenue earned to cover these direct expenditures.
was \$18,464,226 .

In addition to this federal grant and contract revenue, the University received
\$6,435,978 in federal monies to reimburse it for Facilities and Administration
(F+A) costs incurred to administer the above federal grants and contracts.
\$6,378,051 of the F+A recoveries received is unrestricted which means the
University can use it for any of its operating needs. The remaining \$57,927
represents the F+A recoveries on non-research federal grants and contracts.
This amount is required to be remitted to the State.

| | |
|--|--------------|
| University direct federal expenditures | \$18,464,226 |
| Facilities and Administration costs | \$6,435,978 |
| Federal operating grants and contracts | <hr/> |
| | \$24,900,204 |
| | <hr/> <hr/> |

THE MEDICAL UNIVERSITY OF SOUTH CAROLINA
NOTES TO THE FINANCIAL STATEMENTS
August 31, 2021

Note 1. *Basis of Presentation*

This financial statement provides summarized information for The Medical University of South Carolina (MUSC) and its affiliated organizations in discrete columns on the same page. The purpose of this financial report is to provide information that will be helpful to those who must make decisions about MUSC.

Note 2. *State Appropriations*

State appropriations revenue is prorated evenly over the twelve month period for which the funds are to be spent.

Note 3. *Cash and Cash Equivalents - Restricted*

Cash and cash equivalents - restricted include bond proceeds, the debt service reserve accounts, and the debt service fund accounts.

Note 4. *Capital Assets, Net of Accumulated Depreciation*

The University's capital assets, net of accumulated depreciation consists of the following:

| | |
|---|-----------------------|
| Construction in progress | \$ 19,953,141 |
| Projects in progress | 513,308 |
| Land/Bldgs/Equipment/Accumulated depreciation | <u>352,026,583</u> |
| Capital Assets, Net of Accumulated Depreciation | <u>\$ 372,493,032</u> |

Note 5. *Construction in Progress*

Construction in progress consists of the following projects and expenditures to date and is included in Capital Assets, Net of Accumulated Depreciation on the Statement of Net Position.

| | Jun 30, 2021 Balance | Fiscal Year 2022 Added | Capitalized | Aug 31, 2021 Balance |
|---|-------------------------|---------------------------|-------------|-------------------------|
| Energy Performance Contract | \$ 3,898,676 | \$ (369,400) | \$ - | \$ 3,529,276 |
| SEI Chiller Replacement | 2,343,134 | (33,172) | - | 2,309,962 |
| New College of Pharmacy Addition | 7,171,858 | 1,732,537 | - | 8,904,395 |
| HCC Mechanical Systems | 1,129,846 | 350,387 | - | 1,480,233 |
| Others less than \$1,000,000 (ending balance) | <u>1,220,472</u> | <u>2,508,803</u> | - | <u>3,729,275</u> |
| Total construction in progress | <u>\$ 15,763,986</u> | <u>\$ 4,189,155</u> | <u>\$ -</u> | <u>\$ 19,953,141</u> |

Note 6. *Deferred Revenue*

The University's deferred revenue consists of the following:

| | |
|--------------------------|-----------------------|
| State appropriations | \$ 110,438,705 |
| Grants and contracts | 21,844,445 |
| Student tuition and fees | 37,799,016 |
| Other | <u>2,968,814</u> |
| Total Deferred Revenue | <u>\$ 173,050,980</u> |

THE MEDICAL UNIVERSITY OF SOUTH CAROLINA
NOTES TO THE FINANCIAL STATEMENTS
August 31, 2021

Note 7. *Long Term Liabilities*

The University's long term liabilities consist of the following:

| | |
|--|-----------------------|
| Obligations under capital leases | \$ 44,888,924 |
| Higher Ed Refunded Revenue bond payable | 19,465,000 |
| State Institution bonds payable | 44,895,000 |
| Energy Performance Note Payable | 30,775,018 |
| Premium on State Institution bonds payable | 7,569,480 |
| Premium on Refunding Revenue Bonds | <u>1,063,216</u> |
| Total Long Term Liabilities | <u>\$ 148,656,638</u> |

Note 8. *Summary of Net Position*

The University implemented GASB Statement No. 68, *Accounting and Financial Reporting for Pensions* in fiscal year 2015 and GASB Statement No. 75, *Accounting and Financial Reporting for Post Employment Benefits Other Than Pensions (OPEB)* in fiscal year 2018. These statements require participating employers to report their proportionate share of the plans' net pension liability and OPEB liabilities, pension and OPEB expense and deferred outflows and inflows. In fiscal year 2020, excluding the GASB 68 and GASB 75 impact, the University's unrestricted net position decreased \$7.1 million for a total of \$158.3 million. In fiscal year 2019, excluding the GASB 68 and GASB 75 impact, the University's net position increased \$28.2 million for a total of \$165.4 million. In fiscal year 2018, excluding the GASB 68 and GASB 75 impact, the University's unrestricted net position increased \$0.6 million for a total of \$137.2 million. In fiscal year 2017, excluding the GASB 68 impact, the University's unrestricted net position increased \$10.5 million for a total of \$136.7 million.

| | Per annual CAFR | | | |
|--|-------------------------|-------------------------|-------------------------|-----------------------|
| | FY2020 | FY2019 | FY2018 | FY2017 |
| Net investment in capital assets | \$ 273,745,547 | \$ 290,960,785 | \$ 318,787,398 | \$ 335,952,501 |
| Restricted | | | | |
| Nonexpendable | 92,884,333 | 91,997,286 | 91,314,812 | 90,977,372 |
| Expendable | 119,736,905 | 113,211,622 | 99,701,424 | 93,054,368 |
| Unrestricted (exclusive of GASB 68 and 75 liabilities) | 158,323,021 | 165,423,830 | 137,210,133 | 136,658,030 |
| Unrestricted (including GASB 68 and 75 liabilities) | <u>(868,396,874)</u> | <u>(841,631,771)</u> | <u>(812,662,227)</u> | <u>(346,845,010)</u> |
| Total net position | <u>\$ (223,707,068)</u> | <u>\$ (180,038,248)</u> | <u>\$ (165,648,460)</u> | <u>\$ 309,797,261</u> |

Medical University of South Carolina
Summary of Current Debt Obligations

(\$\$ in thousands)

| | Original Issue | Purpose | Outstanding & Authorized as of 31-Aug-2021 |
|---|-------------------|---|--|
| State Institution Bonds (SIB) | | | |
| SIB 2011D | 18,950 | Deferred maintenance projects | - |
| SIB 2012B refunding | 12,645 | Refunding SIB 2001C, 2003D, & 2003J | 2,420 |
| SIB 2016D | 30,095 | Refunding SIB 2001C, 2003D, & 2003J | 19,060 |
| SIB 2021D | 23,415 | Refunding SIB 2011D & to fund construction of capital projects | 23,415 |
| | <u>\$ 146,150</u> | | |
| Current SIB Debt Authorized and Issued | | | <u>\$ 44,895</u> |
| Notes Payable - JEDA | <u>\$ 32,985</u> | Construction of College Health Health Profession facilities | <u>\$ 7,170</u> |
| Refunding Revenue Bonds, Series 2017 | | | |
| 2017 | <u>\$ 25,115</u> | Refunding of Higher Ed Revenue Bonds | <u>\$ 19,465</u> |
| Energy Performance Note Payable | | | |
| EPNP 02-27-19 | <u>\$ 30,000</u> | Energy Savings | <u>\$ 30,775</u> |

MUSC Affiliated Organizations
Statement of Revenues, Expenses and Changes in Net Position
For the Two (2) Month Period Ending August 31, 2021

| | <u>Area Health Education Consortium</u> | <u>CHS Development Company</u> |
|---|---|--|
| Operating Revenues | | |
| Student Tuition and Fees | \$ - | \$ - |
| Federal Grants and Contracts | 195,733 | - |
| State Grants and Contracts | (29,375) | - |
| Local Government Grants and Contracts | - | - |
| Nongovernmental Grants and Contracts | 50,000 | - |
| Sales and Services to Hospital Authority | - | - |
| Sales and Services of Educational and Other Activities | - | - |
| Sales and Services of Auxiliary Enterprises | - | - |
| Interest Income | - | 45,716 |
| Other Operating Revenues | 2,527 | - |
| Total Operating Revenues | 218,885 | 45,716 |
| Operating Expenses | | |
| Compensation and Employee Benefits | 485,784 | - |
| Pension Benefits | | |
| OPEB Expense | | |
| Services and Supplies | 371,758 | - |
| Utilities | - | - |
| Scholarships and Fellowships | 2,200 | - |
| Refunds to Grantors | - | - |
| Interest Expense | - | 32,370 |
| Depreciation and Amortization | - | 26,058 |
| Total Operating Expenses | 859,742 | 58,428 |
| Operating Income (Loss) | (640,857) | (12,712) |
| Nonoperating Revenues (Expenses) | | |
| State Appropriations | 1,859,938 | - |
| State Appropriations - MUHA | - | - |
| Gifts and Grants Received | - | - |
| Investment Income | - | - |
| Interest Expense | - | - |
| Gain (Loss) on Disposal of Capital Assets | - | - |
| Transfers From (To) Other State Agencies | - | - |
| Other Nonoperating Revenues (Expenses), net | - | - |
| Net Nonoperating Revenues (Expenses) | 1,859,938 | - |
| Income (Loss) Before Other Revenues, Expenses, Gains, Losses and Transfers | 1,219,081 | (12,712) |
| Capital Appropriations | - | - |
| Capital Grants and Gifts | - | - |
| Additions to Permanent Endowments | - | - |
| Transfers From (To) MUSC Physicians (UMA) | - | - |
| Transfers From (To) AHEC | - | - |
| Transfers From (To) CHS Development | - | 668 |
| Transfers From (To) Facilities Corporation | - | - |
| Increase (Decrease) In Net Position | \$ 1,219,081 | \$ (12,044) |

**MUSC Physicians and
Carolina Family Care
Financial Statements for
the two month period ending
August 31, 2021**

| | |
|---|------------|
| Consolidated Actual to Budget Variance | 1 |
| MUSCP Executive Summary | 2 |
| MUSCP Actual to Budget Variance | 3 |
| MUSCP Statement of Net Position | 4-5 |
| CFC Executive Summary | 6 |
| CFC Actual to Budget Variance | 7 |
| CFC Statement of Net Position | 8-9 |
| CFC Statement of Revenues, Expenses and Changes in Net Position – detailed | 10 |
| CFC Statement of Revenues, Expenses and Changes in Net Position – RHN | 11 |
| Consolidated Due to and Due From | 12 |
| Listing of Approved Unbudgeted Expenses | 13 |

MUSC Physicians and Carolina Family Care, Inc.
(A Component Unit of MUSC)
Statement of Revenues, Expenses and Changes in Net Position
For the 2 Month Period Ending - August 31, 2021

| | MUSC Physicians | | | | Carolina Family Care, Inc. | | | Total | | |
|--|---------------------|--------------|-----------------|--------------|-----------------------------------|-------------|---------------|---------------|---------------|---------------|
| | College of Medicine | Corporate | Ambulatory Care | Other | Carolina Family Care Primary Care | Other | RHN | Total | Total | Total |
| | Actual | Actual | Actual | Actual | Actual | Actual | Actual | Actual | Budget | Variance |
| Operating revenues: | | | | | | | | | | |
| Net clinical service revenue | \$ 71,593,655 | \$ - | \$ - | \$ 500,381 | \$ 3,849,944 | \$ 162,927 | \$ 10,334,989 | \$ 86,441,897 | \$ 81,434,951 | \$ 5,006,946 |
| Supplemental medicaid | 9,429,022 | - | - | - | 533,333 | - | 1,401,116 | 11,363,472 | 11,363,472 | - |
| Other operating revenue | 58,570 | 975,729 | 323 | 23,463 | 561,473 | - | 268,573 | 2,277,663 | 7,026,584 | (4,748,921) |
| Intercompany transfers | (21,543,382) | 7,394,706 | 13,583,583 | 565,093 | - | - | - | - | - | - |
| Purchased services | 15,988,426 | (133,436) | (620,248) | 650,795 | 52,128 | 341,051 | 1,357,725 | 17,725,111 | 19,241,395 | (1,516,284) |
| Grant salary reimb. from MUSC | 2,149,756 | - | - | 5,332 | - | - | - | 2,155,088 | 2,819,479 | (664,391) |
| Total operating revenues | 77,676,047 | 8,236,999 | 12,963,658 | 1,745,065 | 4,996,878 | 503,978 | 13,362,404 | 119,963,231 | 121,885,880 | (1,922,649) |
| Operating expenses: | | | | | | | | | | |
| Salaries, wages and benefits | 52,922,103 | 5,770,278 | 4,114,340 | 1,092,813 | 3,158,833 | 369,620 | 10,790,195 | 78,256,266 | 83,064,169 | 4,807,904 |
| MUSCP reimb. for education and research | 15,135,649 | - | - | - | - | - | - | 15,135,649 | 15,135,649 | - |
| Supplies | 2,511,666 | 30,171 | 3,724,637 | 3,170 | 266,693 | 798 | 216,661 | 6,754,152 | 8,263,846 | 1,509,694 |
| Contractual services | 621,833 | 982,431 | 188,527 | 102,643 | 145,148 | 124,462 | 823,203 | 3,064,683 | 4,042,683 | 978,000 |
| Facility cost and equipment | 17,773 | 165,532 | 1,113,490 | 56,791 | 327,949 | 23,327 | 682,639 | 2,408,827 | 2,679,403 | 270,576 |
| Professional liability insurance | 1,294,799 | 4,862 | - | - | 68,271 | 7,371 | 464,105 | 1,839,398 | 2,021,686 | 182,278 |
| Depreciation | - | 28,665 | 572,730 | 101,487 | 40,051 | - | - | 904,380 | 1,034,387 | 130,007 |
| Meals and travel | 130,550 | 15,355 | 4,036 | 10,958 | 370 | 336 | - | 161,605 | 581,558 | 419,953 |
| Other expenses | 24,034 | 13,839 | 4,328 | 529 | (408) | 1,554 | 40,632 | 84,509 | 635,824 | 551,315 |
| Faculty and staff recruitment | 23,590 | 4,148 | - | 9,469 | - | 300 | 6,784 | 44,290 | 161,007 | 116,717 |
| Donations - transfer to MUSCF and others | 100 | - | - | 250 | - | - | - | 350 | 130,268 | 129,918 |
| MUSCP corporate shared services | - | - | - | - | 367,882 | 2,649 | 338,584 | 709,115 | 885,381 | 176,266 |
| Total operating expenses | 72,682,096 | 7,015,281 | 9,722,087 | 1,378,109 | 4,374,788 | 530,417 | 13,362,804 | 109,363,234 | 118,635,860 | 9,272,626 |
| Operating income (loss) | 4,993,951 | 1,221,718 | 3,241,571 | 366,956 | 622,090 | (26,440) | (400) | 10,599,997 | 3,250,020 | 7,349,977 |
| Operating margin | 6.4% | 14.8% | 25.0% | 21.0% | 12.4% | (5.2%) | (0.0%) | 8.8% | 2.7% | |
| Nonoperating revenue (expenses): | | | | | | | | | | |
| Investment income | 103,380 | 450,671 | - | 4,708,689 | 30 | - | - | 5,262,770 | 335,878 | 4,926,892 |
| Interest expense | - | (51,108) | - | (273,683) | - | (427) | - | (505,769) | (354,218) | (151,551) |
| Rental income | - | 36,631 | 79,098 | 1,098,279 | 5,253 | - | 400 | 1,219,660 | 1,220,023 | (363) |
| Rent expense | - | - | - | (250,544) | - | - | - | (250,544) | (250,544) | - |
| Gain (loss) on disposal of assets | - | - | - | - | - | - | - | - | (244,480) | 244,480 |
| Total Nonoperating revenue (expenses) | 103,380 | 436,193 | 79,098 | 5,282,741 | 5,283 | (427) | 400 | 5,726,118 | 706,659 | 5,019,459 |
| Change in net position | \$ 5,097,331 | \$ 1,657,911 | \$ 3,320,669 | \$ 5,649,696 | \$ 627,374 | \$ (26,866) | \$ - | \$ 16,326,115 | \$ 3,956,679 | \$ 12,369,436 |
| Net margin | 6.6% | 20.1% | 25.6% | 323.8% | 12.6% | (5.3%) | 0.0% | 13.6% | 3.2% | |

Notes:

MUSC Physicians Other includes other Colleges (Nursing CoHP, Dental), Presidents Fund, Rental Properties and Investment Account
Carolina Family Care, Inc. Other includes Grace Internal Medicine, Tidelands Multispecialty, Hampton Regional, Modern Minds, Charleston Cardiology, Centerspace and Occupational Safety and Health

Medical University of South Carolina Physicians Including Carolina Family Care, Inc.

Executive Summary

For the two month period ending August 31, 2021

Charges:

- **YTD-6% over budget and 9% over last year**
- Month of August: 11% over budget and 13% over last year
- Top 5 clinical departments: OB/GYN, Pediatrics, Family Medicine, Otolaryngology, Pathology and Lab Medicine
- Bottom 5 clinical departments: Medicine, Dermatology, Orthopedics, Neurosurgery, Radiation Oncology

Payments:

- **YTD-10% over budget and 8% over last year**
- Month of August: 5% over budget and 7% over last year
- 37 Days in AR and \$79 per wRVU

Income/(Loss):

- **\$10.6M Operating Income; 8.8% Operating Margin**
 - \$7.4M favorable variance to budget
 - \$5.0M favorable Net clinical service revenue
 - (\$2.0M) unfavorable purchased services
 - \$1.4M COM favorable salaries, wages and benefits
 - \$1.5M favorable supplies
 - \$1.0M favorable contractual services
- **\$16.3M Net Income; 13.6% Net Margin**
 - \$12.4M favorable variance to budget
 - \$4.7M unrealized/realized gain on investments

Balance Sheet:

- Days cash on hand: 357 days and \$327.2M
- Current ratio: 4.4
- Net Position: \$412.5M; increased by \$16.3M compared to June 2021

Pension:

- YTD expense: \$8.0M; increased by 38.7% compared to YTD August 2020

MUSC Physicians

(A Component Unit of MUSC)

Statement of Revenues, Expenses and Changes in Net Position

For the 2 Month Period Ending - August 31, 2021

| | Fiscal Year To Date | | | | Prior Year To Date |
|--|---------------------|---------------|---------------|-------|--------------------|
| | Actual | Budget | Variance | Var % | Actual |
| Operating revenues: | | | | | |
| Net clinical service revenue | \$ 72,094,036 | \$ 66,479,135 | \$ 5,614,901 | 8% | \$ 61,092,980 |
| Supplemental medicaid | 9,429,022 | 9,429,022 | - | 0% | 8,466,666 |
| Other operating revenue | 1,058,085 | 1,811,201 | (753,116) | (42%) | 676,633 |
| MUHA reimb. for ambulatory and revenue cycle | 389,532 | 354,468 | 35,063 | 10% | 491,082 |
| Purchased services | 15,974,208 | 17,951,333 | (1,977,125) | (11%) | 16,207,963 |
| Grant salary reimb. from MUSC | 2,155,088 | 2,819,479 | (664,391) | (24%) | 1,705,293 |
| Total operating revenues | 101,099,971 | 98,844,638 | 2,255,333 | 2% | 88,640,617 |
| Operating expenses: | | | | | |
| Salaries, wages and benefits | 63,937,618 | 65,112,424 | 1,174,805 | 2% | 59,734,527 |
| MUSCP reimb. for education and research | 15,135,649 | 15,135,649 | - | 0% | 13,043,452 |
| Supplies | 6,270,000 | 7,266,856 | 996,855 | 14% | 6,906,605 |
| Contractual services | 1,971,870 | 2,793,136 | 821,266 | 29% | 2,035,063 |
| Facility cost and equipment | 1,374,911 | 1,601,224 | 226,312 | 14% | 1,213,309 |
| Professional liability insurance | 1,299,661 | 1,415,112 | 115,451 | 8% | 1,053,053 |
| Depreciation | 864,330 | 978,392 | 114,062 | 12% | 892,326 |
| Meals and travel | 160,899 | 576,044 | 415,146 | 72% | 26,901 |
| Other expenses | 42,731 | 527,263 | 484,533 | 92% | 36,978 |
| Faculty and staff recruitment | 37,206 | 145,290 | 108,084 | 74% | 53,671 |
| Donations - transfer to MUSCF and others | 350 | 130,268 | 129,918 | 100% | 10,200 |
| Total operating expenses | 91,095,225 | 95,681,658 | 4,586,432 | 5% | 85,006,085 |
| Operating income (loss) | 10,004,746 | 3,162,980 | 6,841,766 | 216% | 3,634,533 |
| Operating margin | 9.9% | 3.2% | | | 4.1% |
| Nonoperating revenue (expenses): | | | | | |
| Investment income | 5,262,740 | 335,878 | 4,926,862 | 1467% | 12,893,000 |
| Interest expense | (505,342) | (353,778) | (151,564) | (43%) | (397,311) |
| Rental income | 1,214,007 | 1,215,985 | (1,978) | (0%) | 1,230,148 |
| Rent expense | (250,544) | (250,544) | - | 0% | (270,839) |
| Gain (loss) on disposal of assets | - | (166,667) | 166,667 | 100% | - |
| Total nonoperating revenue (expenses) | 5,720,861 | 780,874 | 4,939,987 | 633% | 13,454,998 |
| Change in net position | \$ 15,725,607 | \$ 3,943,855 | \$ 11,781,752 | 299% | \$ 17,089,530 |
| Net margin | 15.6% | 4.0% | | | 19.3% |

Notes:

Purchased services underbudget is due to Coverage Vacancy \$1.3M, SMP billed in arrears \$488K

Salary, wages and benefits: \$1.4M College of Medicine underbudget - \$600K Anesthesia Coverage Vacancy and \$800K in multiple areas

Supplies under budget (top three areas): East Cooper \$262K, West Campus \$163K, North \$132K

Investment income gain includes unrealized/realized gain on investment of \$4.7M

MUSC Physicians

(A Component Unit of the Medical University of South Carolina)

Statement of Net Position

ASSETS

UNAUDITED

| | August 31, 2021 | June 30, 2021 | Variance |
|---|-----------------------|-----------------------|-----------------------|
| Current Assets: | | | |
| Cash and cash equivalents | \$ 88,754,403 | \$ 103,447,651 | \$ (14,693,248) |
| Investments | 238,431,508 | 239,817,383 | (1,385,874) |
| Receivables: | | | |
| Patient services - net of allowances for contractual adjustments of \$143,838,026 bad debts of \$28,815,949 | 51,397,381 | 49,070,745 | 2,326,636 |
| Due from the Medical University of South Carolina | 18,401,032 | 32,536,800 | (14,135,768) |
| Due from the Medical University Hospital Authority | 18,786,168 | 4,883,822 | 13,902,346 |
| Due from the Medical University Foundation | 891,062 | 854,141 | 36,921 |
| Due from Carolina Family Care, Inc. | 6,326,441 | 4,656,305 | 1,670,136 |
| Note receivable UMA/MHP | 100,310 | 100,310 | - |
| Investment / Advancements consolidated CFC | 32,270,000 | 32,270,000 | - |
| Due from Comprehensive Psychiatric Services | 33,767 | 17,327 | 16,440 |
| Due from MSV | 733,232 | 733,232 | - |
| Prepaid rent - MUSC Foundation | 338,226 | 338,226 | - |
| Other current assets | 11,987,113 | 5,475,473 | 6,511,640 |
| Total Current Assets | 468,450,642 | 474,201,413 | (5,750,771) |
| Noncurrent assets: | | | |
| Capital assets: | | | |
| Land | 22,999,986 | 22,999,986 | - |
| Buildings | 51,956,947 | 51,956,947 | - |
| Furniture and equipment | 29,017,727 | 28,960,305 | 57,422 |
| Leasehold improvements | 59,873,025 | 59,855,236 | 17,789 |
| Rental buildings under capital lease | 13,989,600 | 13,989,600 | - |
| Computer software | 14,213,945 | 14,213,945 | - |
| Accumulated depreciation and amortization | (91,924,239) | (90,809,366) | (1,114,874) |
| Prepaid rent - MUSC Foundation | 5,269,380 | 5,365,269 | (95,889) |
| Other assets | 5,990,000 | 5,470,000 | 520,000 |
| Net OPEB Asset | 1,504,745 | 1,504,745 | - |
| Investment in partnerships | 7,772,020 | 7,772,020 | - |
| Total noncurrent assets | 120,663,136 | 121,278,687 | (615,552) |
| Total Assets | 589,113,777 | 595,480,100 | (6,366,323) |
| Deferred outflows of resources: | | | |
| Deferred refunding cost | 7,612,860 | 7,840,185 | (227,324) |
| Deferred outflows-OPEB | 26,711 | 26,711 | - |
| Total deferred outflows | 7,639,571 | 7,866,896 | (227,324) |
| Total Assets and Deferred Outflows | \$ 596,753,349 | \$ 603,346,996 | \$ (6,593,647) |

Notes:

Cash and Investments: \$30M in Y and Z incentives paid in July and August, Q3 2021 Supplemental Medicaid payment received \$12.1M

Due from MUSC variance is due to receipt of FY21 Supplemental Medicaid payments received in FY22

Due from MUHA increase due to Hospital Bill accrual of \$15.5M (2 months) - paid in September

Other current assets variance due to FY22 Supplemental Medicaid accrual

Other Assets - (Noncurrent) increase in collateral deposit for Swap

MUSC Physicians

(A Component Unit of the Medical University of South Carolina)

Statement of Net Position

LIABILITIES

UNAUDITED

| | August 31, 2021 | June 30, 2021 | Variance |
|--|-----------------------|-----------------------|---------------------|
| Current Liabilities: | | | |
| Accounts payable | \$ 5,213,740 | \$ 9,392,080 | \$ 4,178,339 |
| Accrued interest payable | 139,668 | 141,612 | 1,944 |
| Accrued payroll | 12,589,955 | 37,268,240 | 24,678,285 |
| Accrued payroll withholdings | 15,654,841 | 12,257,318 | (3,397,524) |
| Accrued pension contribution | 4,943,814 | 2,136,569 | (2,807,245) |
| Unapplied cash - patient services | 4,458,179 | 3,371,283 | (1,086,896) |
| Other accrued liabilities | 17,243,744 | 15,450,290 | (1,793,454) |
| Due to Medical University of South Carolina | 149,020 | 242,378 | 93,358 |
| Due to Medical University Hospital Authority | 12,716,939 | 12,360,670 | (356,269) |
| Due to MUSC Health Alliance | 4,719,371 | 4,719,371 | - |
| Accrued compensated absences | 3,974,087 | 3,971,035 | (3,052) |
| Capital leases | 414,132 | 414,132 | - |
| Bonds payable | 4,360,000 | 4,360,000 | - |
| Total current liabilities | 86,577,491 | 106,084,976 | 19,507,486 |
| Noncurrent Liabilities: | | | |
| Accrued compensated absences | 2,015,468 | 2,015,468 | - |
| Capital leases | 550,860 | 597,629 | 46,770 |
| Bonds payable | 53,030,000 | 55,795,000 | 2,765,000 |
| Deferred inflows-OPEB | 881,457 | 881,457 | - |
| Fair value of derivative instruments | 5,573,961 | 5,573,961 | - |
| Total noncurrent liabilities | 62,051,746 | 64,863,515 | 2,811,770 |
| Total liabilities | 148,629,237 | 170,948,491 | 22,319,256 |
| NET POSITION | | | |
| Invested in capital assets, net of related debt | 69,813,684 | 69,813,684 | - |
| Unrestricted (deficit) | 378,310,428 | 362,584,821 | (15,725,607) |
| Total Net Position | 448,124,112 | 432,398,505 | (15,725,607) |
| Total Liabilities, Inflows & Net Position | \$ 596,753,349 | \$ 603,346,996 | \$ 6,593,649 |

Notes:

Accounts payable includes: \$2.4M infusion accrual and \$2.1M credit card payable

Accrued payroll (salary + fringe) includes Y incentive accruals of \$8.8M

Accrued payroll withholdings includes FICA employer withholding being deferred

Other accrued liabilities includes deferred revenue from receipt of Advanced Medicare Payments \$11.4M and

Compliance refund accrual \$1.5M

Fair value of derivative instruments are adjusted to actuals quarterly

Carolina Family Care, Inc.
Including Carolina Primary Care Physicians & MUSC Health Partners
Executive Summary
For the two month period ending August 31, 2021

Charges-CFC:

- **YTD-10% over budget and 20% over last year**
- Month of August: 17% over budget

Payment-CFC:

- **YTD-7% under budget and 15% over last year**
- Month of August: 4% under budget
- 32 Days in AR and \$70 per wRVU

Charges-RHN:

- **YTD-1% under budget and 36% over last year**
- Month of August: 5% under budget

Payment-RHN:

- **YTD-.2% under budget and 47% over last year**
- Month of August: 4% under budget
- 53 Days in AR and \$55 per wRVU

Income/(Loss):

- Year to Date: \$0.6M Net Income; 3.2% Net Margin
 - \$0.5M favorable variance to budget
 - \$0.3M favorable salaries at Charleston
 - \$0.2M favorable supplies at Charleston

Balance Sheet:

- Current ratio: .8
- Net Position: (\$3.3M); increased by \$.6M compared to June 2021
- Assets increased \$1.8M compared to June 2021
- Liabilities increased \$1.2M compared to June 2021
 - (\$3.8M) decrease in accrued payroll
 - \$1.8M increase in unapplied cash – patient services
 - \$2.6M increase in due to MUHA-RHN / RHN Settlement
 - \$1.7M increase in Due to UMA

Carolina Family Care, Inc.
(Including Carolina Primary Care Physicians and MUSC Health Partners)
Statement of Revenues, Expenses and Changes in Net Position
For the 2 Month Period Ending - August 31, 2021

| | Fiscal Year To Date | | | | Prior Year To Date |
|---|---------------------|-------------------|--------------------|--------------|--------------------|
| | Actual | Budget | Variance | Var % | Actual |
| Operating revenues: | | | | | |
| Net clinical service revenue | \$ 14,347,861 | \$ 14,955,816 | \$ (607,955) | (4%) | \$ 10,889,034 |
| Supplemental medicaid | 1,934,449 | 1,934,449 | - | 0% | 533,333 |
| Other operating revenue | 561,473 | 767,970 | (206,497) | (27%) | 526,733 |
| RHN provider practice strategic support | 268,573 | 4,092,945 | (3,824,371) | (93%) | 4,642,572 |
| Salary reimb. for RHCs | 1,058,714 | 617,537 | 441,177 | 71% | 538,212 |
| Purchased services | 692,189 | 672,525 | 19,664 | 3% | 530,472 |
| Total operating revenues | <u>18,863,260</u> | <u>23,041,242</u> | <u>(4,177,982)</u> | <u>(18%)</u> | <u>17,660,357</u> |
| Operating expenses: | | | | | |
| Salaries, wages and benefits | 14,318,647 | 17,951,745 | 3,633,098 | 20% | 13,859,131 |
| Supplies | 484,152 | 996,990 | 512,838 | 51% | 436,629 |
| Contractual services | 1,092,813 | 1,249,547 | 156,734 | 13% | 575,383 |
| Depreciation | 40,051 | 55,995 | 15,944 | 28% | 43,429 |
| Facility cost and equipment | 1,033,916 | 1,078,179 | 44,263 | 4% | 1,143,514 |
| Professional liability insurance | 539,747 | 606,574 | 66,827 | 11% | 451,773 |
| Meals and travel | 706 | 5,514 | 4,807 | 87% | 2,552 |
| Faculty and staff recruitment | 7,084 | 15,717 | 8,633 | 55% | 5,665 |
| MUSCP corporate shared services | 709,115 | 885,381 | 176,266 | 20% | 469,523 |
| Other expenses | 41,778 | 108,561 | 66,782 | 62% | 20,168 |
| Total operating expenses | <u>18,268,009</u> | <u>22,954,203</u> | <u>4,686,194</u> | <u>20%</u> | <u>17,007,767</u> |
| Operating income (loss) | 595,251 | 87,039 | 508,212 | 584% | 652,589 |
| Operating margin | 3.2% | 0.4% | | | 3.7% |
| Nonoperating revenue (expenses): | | | | | |
| Investment income | 30 | - | 30 | 100% | 20 |
| Interest expense | (427) | (439) | 13 | 3% | - |
| Rental income | 5,653 | 4,038 | 1,615 | 40% | 4,851 |
| Gain (loss) on disposal of assets | - | (77,813) | 77,813 | 100% | - |
| Total nonoperating revenue (expenses) | <u>5,257</u> | <u>(74,215)</u> | <u>79,472</u> | <u>107%</u> | <u>4,871</u> |
| Change in net position | <u>\$ 600,508</u> | <u>\$ 12,824</u> | <u>\$ 587,684</u> | <u>4583%</u> | <u>\$ 657,461</u> |
| Net margin | 3.2% | 0.1% | | | 3.7% |

Notes:

*Net Clinical Service Revenue: \$639K RHN underbudget, \$26K CFC Charleston overbudget
Salaries and benefits: RHN \$3.3M overbudget, budget includes monthly RVU accruals
Supplies: \$277K RHN underbudget, \$236K CFC Charleston underbudget*

Carolina Family Care, Inc.

including Carolina Primary Care Physicians and MUSC Health Partners

Statement of Net Position**ASSETS****UNAUDITED**

| | <u>August 31, 2021</u> | <u>June 30, 2021</u> | <u>Variance</u> |
|--|------------------------|----------------------|---------------------|
| Current Assets: | | | |
| Cash and cash equivalents | \$ 5,913,273 | \$ 5,803,109 | \$ 110,164 |
| Receivables: | | | |
| Patient services - net of allowances for contractual adjustments of \$27,618,908 | | | |
| bad debts of \$6,251,635 | 9,429,741 | 8,661,767 | 767,974 |
| Due from the Medical University of South Carolina | 2,116 | 2,116 | - |
| Due from the Medical University Hospital Authority | 151,916 | 447,963 | (296,047) |
| Due from MSV | 289,317 | 62,860 | 226,457 |
| Other current assets | 1,560,159 | 511,674 | 1,048,486 |
| Total Current Assets | <u>17,346,523</u> | <u>15,489,489</u> | <u>1,857,034</u> |
| Noncurrent assets: | | | |
| Capital assets: | | | |
| Furniture and equipment | 1,361,934 | 1,361,934 | - |
| Leasehold improvements | 2,678,566 | 2,678,566 | - |
| Computer software | 46,563 | 46,563 | - |
| Accumulated depreciation and amortization | (2,577,758) | (2,537,707) | (40,051) |
| Investment in partnerships | 209,000 | 209,000 | - |
| Total noncurrent assets | <u>1,718,304</u> | <u>1,758,355</u> | <u>(40,051)</u> |
| Total Assets | <u>\$ 19,064,827</u> | <u>\$ 17,247,844</u> | <u>\$ 1,816,983</u> |

Notes:*Other current assets variance due to Supplemental Medicaid accrual*

Carolina Family Care, Inc.

including Carolina Primary Care Physicians and MUSC Health Partners

Statement of Net Position**LIABILITIES****UNAUDITED**

| | August 31, 2021 | June 30, 2021 | Variance |
|--|------------------------|----------------------|-----------------------|
| Current Liabilities: | | | |
| Accounts payable | \$ 821,799 | \$ 848,229 | \$ 26,430 |
| Accrued payroll | 2,605,142 | 6,364,259 | 3,759,117 |
| Accrued payroll withholdings | 1,794,487 | 2,511,633 | 717,146 |
| Unapplied cash - patient services | 2,658,499 | 817,291 | (1,841,209) |
| Other accrued liabilities | 498,808 | 846,910 | 348,102 |
| Due to Medical University of South Carolina | 48,470 | 24,235 | (24,235) |
| Due to Medical University Hospital Authority | 28,182 | 60,843 | 32,661 |
| Due to MUHA - RHN / RHN Settlement | 5,482,149 | 2,922,717 | (2,559,432) |
| Due to UMA | 6,326,441 | 4,656,305 | (1,670,136) |
| Note Payable UMA/MHP | 100,310 | 100,310 | - |
| Note Payable MSV/CFC | 201,178 | 200,751 | (427) |
| Due to MUSC Health Alliance | 228,805 | 228,805 | - |
| Accrued compensated absences | 1,084,640 | 1,080,147 | (4,494) |
| Total current liabilities | 21,878,909 | 20,662,433 | (1,216,477) |
| Noncurrent Liabilities: | | | |
| Accrued compensated absences | 529,837 | 529,837 | - |
| Total noncurrent liabilities | 529,837 | 529,837 | - |
| Total liabilities | 22,408,746 | 21,192,270 | (1,216,477) |
| NET POSITION | | | |
| Capital stock and Additional paid-in capital | 32,270,000 | 32,270,000 | - |
| Invested in capital assets, net of related debt | 1,549,355 | 1,549,355 | - |
| Unrestricted (deficit) | (37,163,273) | (37,763,781) | (600,508) |
| Total Net Position | (3,343,918) | (3,944,426) | (600,508) |
| Total Liabilities, Inflows & Net Position | \$ 19,064,827 | \$ 17,247,844 | \$ (1,816,985) |

Notes:*Accrued payroll decrease due to payment of FY21 RHN wRVU bonuses in FY22**Accrued payroll withholdings includes FICA Employer Withholding being deferred**Other accrued liabilities includes deferred revenue from receipt of Advanced Medicare Payments \$435K*

Carolina Family Care, Inc.
(Including Carolina Primary Care Physicians and MUSC Health Partners)
Statement of Revenues, Expenses and Changes in Net Position
For the 2 Month Period Ending - August 31, 2021

| | Grace Internal Medicine | Regional Health Network | Other Entities | Carolina Family Care | CFC Total |
|---|----------------------------|----------------------------|-------------------|-------------------------|----------------|
| | (1) | (2) | (3) | (4) | Sum of (1)-(4) |
| Operating revenues: | | | | | |
| Net clinical service revenue | \$ 132,433 | \$ 10,334,989 | \$ 30,494 | \$ 3,849,944 | \$ 14,347,861 |
| Supplemental medicaid | - | 1,401,116 | - | 533,333 | 1,934,449 |
| Other operating revenue | - | - | - | 561,473 | 561,473 |
| RHN provider practice strategic support | - | 268,573 | - | - | 268,573 |
| Salary reimb. for RHCs | - | 1,058,713.87 | - | - | 1,058,714 |
| Purchased services | - | 299,011 | 341,051 | 52,128 | 692,189 |
| Total operating revenues | 132,433 | 13,362,404 | 371,545 | 4,996,878 | 18,863,260 |
| Operating expenses: | | | | | |
| Salaries, wages and benefits | - | 10,790,195 | 369,620 | 3,158,833 | 14,318,647 |
| Supplies | - | 216,661 | 798 | 266,693 | 484,152 |
| Contractual services | 122,332 | 823,203 | 2,130 | 145,148 | 1,092,813 |
| Depreciation | - | - | - | 40,051 | 40,051 |
| Facility cost and equipment | 12,213 | 682,639 | 11,114 | 327,949 | 1,033,916 |
| Professional liability insurance | - | 464,105 | 7,371 | 68,271 | 539,747 |
| Meals and travel | - | - | 336 | 370 | 706 |
| Faculty and staff recruitment | - | 6,784 | 300 | - | 7,084 |
| MUSCP corporate shared services | 2,649 | 338,584 | - | 367,882 | 709,115 |
| Other expenses | - | 40,632 | 1,554 | (408) | 41,778 |
| Total operating expenses | 137,194 | 13,362,804 | 393,223 | 4,374,788 | 18,268,009 |
| Operating income (loss) | (4,761) | (400) | (21,679) | 622,090 | 595,251 |
| Operating margin | (3.6%) | (0.0%) | (5.8%) | 12.4% | 3.2% |
| Nonoperating revenue (expenses): | | | | | |
| Investment income | - | - | - | 30 | 30 |
| Interest expense | - | - | (427) | - | (427) |
| Rental income | - | 400 | - | 5,253 | 5,653 |
| Total nonoperating revenue (expenses) | - | 400 | (427) | 5,283 | 5,257 |
| Change in net position | \$ (4,761) | \$ - | \$ (22,105) | \$ 627,374 | \$ 600,508 |
| Net margin | (3.6%) | 0.0% | (5.9%) | 12.6% | 3.2% |

Notes:

(1) Grace Internal Medicine - funding from MSV Line of credit in the amount of \$200K has been received in FY21; accumulated fund balance of (\$221K)

(2) MUHA funds 100% of deficit related to Regional Health Network

(3) Other non-Primary Care entities:

- (\$21K) Manager of Occupational Safety and Health - MUHA, MUSC and UMA provide support
- (\$1K) Institutional Advancement - lobbying costs
- Other column also includes the following entities which are fully funded: Tideland's Multispecialty, Hampton Regional, Modern Minds, Charleston Cardiology, Centerspace and Heartland Physician Recruitment; East Cooper Radiology and Tideland's Neurosciences (closed in FY21) includes run off collections

Carolina Family Care, Inc.
(Including Carolina Primary Care Physicians and MUSC Health Partners)
Regional Health Network
Statement of Revenues, Expenses and Changes in Net Position
For the 2 Month Period Ending - August 31, 2021

| | Florence Actual | Marion Actual | Chester Actual | Lancaster Actual | RHC Actual | RHN Integ. Costs Actual | RHN Consol. Actual | RHN Consol. Budget | RHN Consol. Variance |
|---|--------------------|------------------|-------------------|---------------------|------------------|----------------------------|-----------------------|-----------------------|-------------------------|
| | (1) | (2) | (3) | (4) | (5) | (6) | Sum of (1)-(6) | | |
| Operating revenues: | | | | | | | | | |
| Net clinical service revenue | \$ 7,121,582 | \$ 870,519 | \$ 573,819 | \$ 1,769,069 | \$ - | \$ - | \$ 10,334,989 | \$ 10,973,822 | \$ (638,832) |
| Supplemental medicaid | 924,737 | 140,112 | 140,112 | 196,156 | - | - | 1,401,116 | 1,401,116 | - |
| Purchased services | 111,655 | 3,741 | (14,640) | 16,965 | - | 181,291 | 299,011 | 208,559 | 90,452 |
| Total operating revenues | <u>8,157,973</u> | <u>1,014,372</u> | <u>699,290</u> | <u>1,982,190</u> | <u>-</u> | <u>181,291</u> | <u>12,035,117</u> | <u>12,583,496</u> | <u>(548,380)</u> |
| Operating expenses: | | | | | | | | | |
| Salaries, wages and benefits | 6,420,981 | 989,636 | 284,341 | 1,989,381 | 947,734 | 158,123 | 10,790,195 | 14,042,660 | 3,252,465 |
| Supplies | 154,561 | 7,282 | 6,532 | 41,113 | 6,190 | 983 | 216,661 | 494,108 | 277,447 |
| Contractual services | 445,393 | 90,320 | 180,028 | 86,433 | - | 21,029 | 823,203 | 945,090 | 121,887 |
| Facility cost and equipment | 442,040 | 48,489 | 32,347 | 149,586 | 9,694 | 482 | 682,639 | 687,885 | 5,246 |
| Professional liability insurance | 254,539 | 37,438 | 17,872 | 59,186 | 95,070 | - | 464,105 | 522,172 | 58,067 |
| Meals and travel | - | - | - | - | - | - | - | 288 | 288 |
| Faculty and staff recruitment | 6,784 | - | - | - | - | - | 6,784 | 15,717 | 8,933 |
| MUSCP corporate shared services | 202,074 | 33,296 | 24,788 | 78,426 | - | - | 338,584 | 494,036 | 155,452 |
| Other expenses | 25,834 | 12,617 | - | 1,483 | 25 | 674 | 40,632 | 92,022 | 51,390 |
| Total operating expenses | <u>7,952,205</u> | <u>1,219,077</u> | <u>545,908</u> | <u>2,405,609</u> | <u>1,058,714</u> | <u>181,291</u> | <u>13,362,804</u> | <u>17,293,978</u> | <u>3,931,174</u> |
| Operating income (loss) | 205,768 | (204,705) | 153,382 | (423,419) | (1,058,714) | - | (1,327,687) | (4,710,481) | 3,382,794 |
| Nonoperating revenue (expenses): | | | | | | | | | |
| Rental income | 400 | - | - | - | - | - | 400 | - | 400 |
| Total nonoperating revenue (expenses) | <u>400</u> | <u>-</u> | <u>-</u> | <u>-</u> | <u>-</u> | <u>-</u> | <u>400</u> | <u>-</u> | <u>400</u> |
| RHN provider practice strategic support | (206,168) | 204,705 | (153,382) | 423,419 | - | - | 268,573 | 4,092,945 | (3,824,371) |
| Salary reimbursement for RHCs | - | - | - | - | 1,058,714 | - | 1,058,714 | 617,537 | 441,177 |
| Change in net position | <u>\$ -</u> | <u>\$ -</u> | <u>\$ -</u> | <u>\$ -</u> | <u>\$ -</u> | <u>\$ -</u> | <u>\$ -</u> | <u>\$ -</u> | <u>\$ -</u> |

Notes:
Purchased services in operating revenues includes Medical Directorships, FCALL payments, other salary reimbursements
Salary Reimbursement for RHCs: Regional Health Clinics are fully reimbursed for salaries and other expenses by MUHA. Income is not recognized but reimbursed directly to MUHA.

**FY2021 MUSCP Due to/Due From
As of 8/31/21**

| | Outstanding Balance | Notes |
|---------------------------------------|--------------------------------|---|
| 1. MUSCP/MUHA | | |
| MUSCP due from MUHA | \$18,786,168 | Balance consists of monthly recurring activity |
| MUSCP due to MUHA | (\$12,716,939) | Balance consists of monthly recurring activity |
| Net Amount Due | \$6,069,229 | |
| 2. MUSCP/MUSC | | |
| MUSCP due from MUSC | \$18,401,032 | Balance consists of monthly recurring activity |
| MUSCP due to MUSC | (\$149,020) | \$10K agency funds offset by monthly recurring activity |
| Net Amount Due | \$18,252,013 | |
| 3. CFC/MUHA | | |
| CFC due from MUHA | \$88,649 | Balance consists of monthly recurring activity |
| CFC due to MUHA | (\$28,182) | Balance consists of monthly recurring activity |
| Net Amount Due | \$60,467 | |
| 4. CFC/MUHA - RHN | | |
| Total RHN accounts-Due from (to) MUHA | (\$5,482,149) | Net Advance from MUHA for RHN expenses. Also includes AR accrual, rent agreements |
| 5. CFC/MUSC | | |
| CFC due from MUSC | \$2,116 | Balance consists of monthly recurring activity |
| CFC due to MUSC | (\$48,470) | Balance consists of monthly recurring activity |
| Net Amount Due | (\$46,354) | |
| 6. MHP/MUHA | | |
| MHP due from MUHA | \$63,268 | Balance consists of monthly recurring activity |
| MHP due to MUHA | \$0 | Balance consists of monthly recurring activity |
| Net Amount Due | \$63,268 | |
| 7. MHP/MUSC | | |
| MHP due from MUSC | \$0 | Balance consists of monthly recurring activity |
| MHP due to MUSC | (\$0) | Balance consists of monthly recurring activity |
| Net Amount Due | (\$0) | |
| 8. MSV | | |
| CFC due from MSV | (\$163,258) | Balance consists of monthly recurring activity |
| MHP due from MSV | \$452,575 | Balance consists of monthly recurring activity |

MEDICAL UNIVERSITY HOSPITAL AUTHORITY (MUHA) BOARD OF TRUSTEES
CONSENT AGENDA
October 8, 2021
101 Colcock Hall

Authority Operations, Quality and Finance Committee: Dr. Murrell Smith, Chair

Consent Agenda for Approval

- Item 29. Appointments, Reappointments and Delineation of Privileges. Dr. Phillip Warr
Chief Medical Officer, MUHA
- Item 30. 2021-2022 Quality and Performance Improvement (QAPI) Plan Dr. David Bundy
Chief Quality Officer, MUSC Health-Charleston

Consent Agenda for Information

- Item 31. Contracts and Agreements David McLean
Healthcare Counsel

MUHA and MUSC Physical Facilities Committee: Mr. Bill Bingham, Chair

Consent Agenda for Information

- Item 32. FY2022 Active Projects >\$250,000..... Brad Taylor
Chief Facilities Officer, MUSC
- Item 33. MUSC Facilities Contracts Awarded..... Brad Taylor
Chief Facilities Officer, MUSC

MUHA and MUSC Audit Committee: Mr. Thomas Stephenson, Chair

Consent Agenda for Information

- Item 34. Annual Conflict of Interest Report Jason Brown
Conflict of Interest Officer, MUSC

Board of Trustees Credentialing Subcommittee August 2021
The Medical Executive Committee reviewed the following applicants on Aug 18, 2021
and recommends approval by the Board of Trustees Credentialing Subcommittee effective 8.28.2021

Medical Staff Initial Appointment and Clinical Privileges

| | | | |
|--------------------------------|---|--------------------|---------------------|
| Ali Abdullahi Annaim, M.D. | Active Provisional | Pediatrics | |
| David Brian Carroll, Jr., D.O. | Active Provisional | Anesthesiology | |
| Jaydevsinh Dolia, M.D. | Active Provisional | Neurosurgery | |
| Yulia Gavrilova, Ph.D. | Active Provisional | Surgery | |
| Osagie Samuel Igiebor, M.D. | Active Provisional | Medicine | |
| Kevin Michael McElligott, M.D. | Active Provisional | Medicine | |
| David Lee McMillan, Jr., M.D. | Active Provisional | Anesthesiology | |
| Rishi A Patel, M.D. | Active Provisional | Anesthesiology | |
| Barry William Sigal, M.D. | Active Provisional | Medicine | |
| Daniel Nathan Silverman, M.D. | Active Provisional | Medicine | |
| Mariah Tanious, M.D. | Active Provisional | Anesthesiology | |
| Richard Miles Thompson, M.D. | Active Provisional | Emergency Medicine | |
| Alex Myles Tillotson, M.D. | Active Provisional | Psychiatry | |
| Cherry Hua-Hsiang Yu, M.D. | Active Provisional | Neurology | |
| Joshua Joel Visserman, M.D. | Provisional Affiliate CFC | Family Medicine | |
| Brett Christopher Gunter, M.D. | Provisional Affiliate- Colleague- Other | Neurosurgery | Midlands Columbia |
| Prince Mohan Anand, M.D., | Provisional Affiliate- Colleague- Other | Medicine | RHN Lancaster |
| Rose Basnyat, M.D. | Provisional Affiliate- Colleague- Other | Medicine | RHN Florence/Marion |
| Antoine Nafez Finianos, M.D. | Provisional Affiliate- Colleague- Other | Medicine | RHN Florence/Marion |
| Adarsh Kumar Srivastava, M.D. | Provisional Affiliate- Colleague- Other | Emergency Medicine | RHN Lancaster |

Medical Staff Reappointment and Clinical Privileges

| | | | |
|--------------------------------|--------|-------------------------|--|
| Shumyle Alam, M.D. | Active | Urology | |
| David Gordon Bundy, M.D. | Active | Pediatrics | |
| Edward Cheeseman, Jr., M.D. | Active | Ophthalmology | |
| Thomas Curran, M.D. | Active | Surgery | |
| Heather Leigh Evans, M.D. | Active | Surgery | |
| Larry Clark Field, Jr., M.D. | Active | Anesthesiology | |
| Cory Michael Furse, M.D. | Active | Anesthesiology | |
| Theodore Gourdin, M.D. | Active | Medicine | |
| David Gregg, IV, M.D. | Active | Medicine | |
| Gregory Alan Hall, M.D. | Active | Emergency Medicine | |
| Norman Harvey, M.D. | Active | Anesthesiology | |
| Michael Hillegass, M.D. | Active | Anesthesiology | |
| Ekrem Kutluay, M.D. | Active | Neurology | |
| Kimberly Gronsman Lee, M.D. | Active | Pediatrics | |
| Leilani Victoria Lee, M.D. | Active | Psychiatry | |
| Sheldon Ellis Litwin, M.D. | Active | Medicine | |
| Christopher Lloyd Metts, M.D. | Active | Pathology & Lab. Med. | |
| Sujai Deep Nath, B.S., M.D. | Active | Neurology | |
| Ashli Karin O'Rourke, M.D. | Active | Otolaryngology | |
| Shelly Dawn Ozark, M.D. | Active | Neurology | |
| Silvia Pereira-Smith, M.D. | Active | Pediatrics | |
| John Routt Reigart, II, M.D. | Active | Pediatrics | |
| Laura Lynne Roberts, M.D. | Active | Anesthesiology | |
| Kimberly Robeson-Gewuerz, M.D. | Active | Neurology | |
| Manasi Solanki Singh, M.D. | Active | Medicine | |
| Harris Scott Slone, M.D. | Active | Orthopaedics | |
| Mimi Sohn, M.D. | Active | Neurology | |
| Raksha Soora, M.D. | Active | Obstetrics & Gynecology | |
| Jessica Leigh Tarleton, M.D. | Active | Obstetrics & Gynecology | |
| Manoucher Tavana, M.D. | Active | Surgery | |

| | | |
|---------------------------------|---|-------------------------|
| Ashley Marie Wabnitz, M.D. | Active | Neurology |
| Zeke Jonathan Walton, Sr., M.D. | Active | Orthopaedics |
| Lara Wine Lee, M.D. | Active | Dermatology |
| Laura Winterfield, M.D. | Active | Dermatology |
| Elizabeth Barton Winton, M.D. | Active | Emergency Medicine |
| Shane Kelby Woolf, M.D. | Active | Orthopaedics |
| Rachael Thomas Zweigoron, M.D. | Active | Pediatrics |
| William Barrett, IV, D.O. | Active Provisional | Anesthesiology |
| Scott Evan Benjamin, M.D. | Active Provisional | Pediatrics |
| Amanda Marie Bunnell, M.D. | Active Provisional | Anesthesiology |
| William Carroll, M.D. | Active Provisional | Otolaryngology |
| Justin Anthony Chetta, M.D. | Active Provisional | Radiology |
| Natalie Jones Christian, M.D. | Active Provisional | Family Medicine |
| Jessica Scheel Connett, M.D. | Active Provisional | Dermatology |
| Colston Arthur Edgerton, M.D. | Active Provisional | Surgery |
| Erik James Hansen, M.D. | Active Provisional | Orthopaedics |
| Erin Elizabeth Hayes, M.D. | Active Provisional | Psychiatry |
| Chakradhari Inampudi, M.D. | Active Provisional | Medicine |
| Natasha Sandhir Juneja, M.D. | Active Provisional | Psychiatry |
| Barry Lifson, M.D. | Active Provisional | Urology |
| Nathalie Simone Malcolm, M.D. | Active Provisional | Medicine |
| Lucas Aaron McDuffie, M.D. | Active Provisional | Surgery |
| Taufiek Konrad Rajab, M.D. | Active Provisional | Surgery |
| Jerlinda Ross, M.D. | Active Provisional | Obstetrics & Gynecology |
| Daniel J Scott, M.D. | Active Provisional | Orthopaedics |
| Purabi Sonowal, M.B.B.S., M.D. | Active Provisional | Pediatrics |
| Tara Kelly Van Leuven, M.D. | Active Provisional | Obstetrics & Gynecology |
| Rodney Williams, M.D. | Active Provisional | Medicine |
| Stuart Andrew Smalheiser, M.D. | Affiliate | Medicine |
| Ronald Guy William Teed, M.D. | Affiliate | Ophthalmology |
| Jeremy Walz, O.D. | Affiliate | Ophthalmology |
| Erika Susan Blank, M.D. | Affiliate CFC - Colleague | Medicine |
| Sylvia Lee Clarkson, M.D. | Affiliate CFC - Colleague | Family Medicine |
| Hatem Abdallah, M.D. | Provisional Affiliate | Surgery |
| Robbie Buechler, M.D. | Provisional Affiliate- Colleague- Other | Neurology |

RHN Lancaster/Chester

Medical Staff Reappointment and Change in Clinical Privileges

None

Medical Staff Change in Privileges

None

Professional Staff Initial Appointment and Clinical Privileges

| | | |
|---------------------------------|---------------------------|------------------------|
| Charmayne A Allen, Ph.D. | Provisional Allied Health | Pediatrics |
| Ciara Atkinson, A.T.C. | Provisional Allied Health | Orthopaedics |
| Darian Nicole Bott, P.A. | Provisional Allied Health | Medicine |
| Linzey Elaine Brown, A.P.R.N. | Provisional Allied Health | Neurosurgery |
| Gary Elizabeth Conly, D.N.P. | Provisional Allied Health | Medicine |
| Jenny DeSart, C.R.N.A. | Provisional Allied Health | Anesthesiology |
| Kristen Traynor Elmore, N.N.P. | Provisional Allied Health | Pediatrics |
| Alyssa Ashley Gitter, FNP-BC | Provisional Allied Health | Medicine |
| Michael Joseph Haven, M.P.A.S. | Provisional Allied Health | Psychiatry |
| James Peter Klauder, R.D. | Provisional Allied Health | MUHA Dietetic Services |
| Cara Noelle Monforton, P.A. | Provisional Allied Health | Medicine |
| Chelsea Elizabeth Veranis, P.A. | Provisional Allied Health | Medicine |
| Christine Victoria Willis, LMSW | Provisional Allied Health | Psychiatry |
| Heather Youngberg, P.A.C. | Provisional Allied Health | Medicine |

Professional Staff Reappointment and Clinical Privileges

| | | |
|---------------------------------|---------------|------------|
| Marcella B Berman, LISW-CP | Allied Health | Psychiatry |
| Christine Patton Corley, P.N.P. | Allied Health | Pediatrics |

| | | |
|----------------------------------|---------------------------|------------------------|
| Maria Francis Diaz, ANP - C | Allied Health | Surgery |
| Sonja Lupo McCaslin, C.R.N.A. | Allied Health | Anesthesiology |
| Kelly Singleton, O.D. | Allied Health | Ophthalmology |
| Julia Catherine Terese, R.D. | Allied Health | MUHA Dietetic Services |
| Daniel James Venancio, P.A.C. | Allied Health | Emergency Medicine |
| Adrienne English West, C.R.N.A. | Allied Health | Anesthesiology |
| Arielle Marie Abrams, Au.D. | Provisional Allied Health | Otolaryngology |
| Auryelle Nicole Ascue, M.S.N. | Provisional Allied Health | Anesthesiology |
| Hannah Rebecca Burrick, AuD | Provisional Allied Health | Otolaryngology |
| Lauren Lynne Costello, Au.D. | Provisional Allied Health | Otolaryngology |
| David Gonzalez, F.N.P. | Provisional Allied Health | Anesthesiology |
| Scott Douglas Hurley, F.N.P. | Provisional Allied Health | Medicine |
| Kaylene Ann King, AuD | Provisional Allied Health | Otolaryngology |
| Jana Little MacDonald, P.A. | Provisional Allied Health | Emergency Medicine |
| Penny Leigh Perez, N.P. | Provisional Allied Health | Surgery |
| Nicole Ashley Ritter, Au.D. | Provisional Allied Health | Otolaryngology |
| Jason Cameron Williams, C.R.N.A. | Provisional Allied Health | Anesthesiology |

Professional Staff Reappointment and Change in Privileges

None

Professional Staff Change in Privileges

| | | | |
|---------------------------|---------------------------|--------------------|-------------------------|
| Helen Fout Kulseth, P.A. | Allied Health | Otolaryngology | Hours Clinic |
| Andrew Nolan Brewer, P.A. | Provisional Allied Health | Emergency Medicine | Add Dept. Med Hem Onc |
| Colleen Manning, PA | Allied Health | Radiology | Add Pain Pump Mgmt Priv |

END of ROSTER



MUSC Health – Charleston

QUALITY AND PERFORMANCE

IMPROVEMENT (QAPI) PLAN

2021 - 2022

OVERVIEW:

The Medical University of South Carolina Health System (MUSC Health) is committed to fostering an environment that promotes high quality care in all its domains: safe, timely, effective, equitable, efficient, and patient centered, in all locations of care. This commitment has developed into an institutional strategy that aligns governance, managerial and clinical support functions and personnel to continually assess our performance and proactively identify opportunities for enhancing quality and safety.

MUSC is comprised of 6 Colleges, MUSC-Physicians (practice plan), the MUSC Medical Center (or Medical University Hospital Authority, MUHA), 7 community hospitals, joint ventures, and affiliate partners. The MUSC Health clinical enterprise consists of all entities that are directly related to providing patient care. ***This plan focuses specifically on the MUSC Health – Charleston Division.***

This Quality and Performance Improvement (QAPI) Plan establishes the framework and structure for continually and systematically planning, designing, measuring, assessing and improving performance of system-wide key functions and processes that support high quality and safe patient care within the MUSC Health clinical enterprise. Central components of this network are as follows:

- Incorporate quality and safety planning throughout the enterprise;
- Create an organizational structure that allows units to integrate their improvement efforts and collaborate across unit and departmental boundaries;
- Communicate improvement efforts throughout the enterprise to foster institutional learning and encourage innovation and problem-solving at the unit level;
- Assure project prioritization, process design and redesign are consistent with the mission, vision and values;
- Foster institutional self-assessment exercises that benchmark our performance against best practices in all facets of quality and safety;
- Promote evidence-based practice and high value care in all we do;
- Integrate error reduction and reliability procedures in all healthcare processes;
- Integrate the utilization of performance improvement principles in the daily activities of the work place;
- Integrate the principles of High Reliability in all we do;
- Continuously enhance a Culture of Safety (Just Culture, Learning Culture, and Reporting Culture), continuous learning, and leadership engagement in all areas (components of High Reliability; Appendix B);
- Link the education of our students, trainees, and care team members to the science of quality and safety;
- Foster and support innovative approaches to enhance quality and safety;

- Enhance interprofessional team training and team work;
- Foster patient engagement as a safety strategy;
- Encourage provider wellness and safety programs as a safety strategy;
- Foster research and implementation science that critically examines how to improve quality and safety.

MUSC Health GOALS:

Strategic Goal:

We will be South Carolina's most preferred integrated health system

Operational Goals:

Service: Serving the public with compassion, respect, and excellence

People: Fostering team pride and loyalty

Quality and Safety: Providing high quality and highly reliable patient care across all domains

Finance: Providing the highest value to patients while ensuring financial stability

Growth: Growing to meet the needs of those we serve

Innovation: Developing new ideas and practices

MISSION STATEMENTS:

The MUSC mission statement: We preserve and optimize human life in South Carolina and beyond through education, research, and patient care.

The Quality mission statement: Use evidence-based practice, high reliability techniques, and innovation to ensure the highest value care for every patient.

VISION STATEMENTS:

The MUSC vision statement: Leading health innovation for the lives we touch

The Quality vision statement: Through influence and leadership, inspire the MUSC community to believe and achieve the highest value care for every patient

ORGANIZATIONAL VALUES:

The clinical enterprise relies upon a core set of values to achieve its stated mission. These values are as follows:

Compassion

Teamwork

Diversity

Accountability

Innovation

QUALITY DEFINITION:

The clinical enterprise adopts the Institute of Medicine’s definition of quality which is “the degree to which health services for individuals and populations increase the likelihood of desired health outcomes and are consistent with current professional knowledge”. All domains of quality as noted by the IOM are adopted: safe, timely, effective, efficient, equitable, and patient-centered.

ORGANIZATIONAL QUALITY REVIEW GOVERNANCE:

Quality and Safety is an interdisciplinary structure that drives and coordinates all improvement activities of the domains of quality within the enterprise. This structure represents a systematic organization-wide approach to planning for quality results. Through various committees and communication channels, improvement efforts are identified, prioritized, and quantified.

In general, there are two types of performance improvement projects. The first are the large-scale, organization-wide performance improvement projects. These projects are initiated by senior management to support key strategic and operational objectives. The second types of projects are the smaller-scale, service projects. These smaller projects are initiated from within any component of the organization and are reported in the component’s operational committees. When organization-wide projects are launched or completed, project milestones are approved by the Quality Executive Committee (QEC), comprised of ICCE and senior leadership. Project progress is monitored/reported to the Quality IMPROVE committee, comprised of leaders from quality, performance improvement, ICCE units, and strategic partners.

The full quality agenda is monitored extensively by the QEC and the MEC. The QEC agenda is separated into 4 sections:

1. Event Reviews
2. IMPROVE projects
3. QAPI Reports
4. Strategic quality area reports

Event Reviews

All significant events are investigated by MUSC Health risk-safety team, by means of a thorough and credible Root Cause Analysis (RCA) to determine whether the events are deemed a sentinel or serious safety event as defined in MUHA policy C-49. All event action plans are reviewed and approved by both the MEC and QEC. All action plans are assigned a champion, a process owner, and a performance improvement facilitator. The champion is expected to eliminate barriers in the implementation of the remedy. The process owner is

expected to lead the team. The facilitator is expected to assist the process owner in adhering to the IMPROVE format (Appendix A).

IMPROVE projects

IMPROVE projects are focused performance improvement projects that follow our IMPROVE methodology, which are identified by:

- Patients and families - Through complaints, comments or patient satisfaction surveys.
- Care team members at all levels - Through voluntarily occurrence reports (patient safety intelligence), from representatives on quality committee, culture of safety survey or employee engagement survey.
- Senior Leadership – When performance on goals falls below target
- External Benchmarks – From review of quality / safety benchmark reports from external agencies or registries
- Regulatory Agencies and Healthcare Payors - The Joint Commission, Center for Medicare and Medicaid Services, Department of Health and Environmental Control, and other Health Care Payors.

Before a project can become a formal IMPROVE project, it is brought before the Quality IMPROVE committee and approved as a project. This is done to ensure interdisciplinary assessment of the project in order to properly assign resources and expectations of completions. All projects are assigned a champion, a process owner, and a qualified facilitator.

QAPI Reports

Each ICCE and functional area has an active and high functioning QAPI. The QAPI is chaired by the ICCE Chief or quality designee. The purpose of the QAPI is to identify quality opportunities and close gaps. The QAPI should focus on 4 primary areas: (1) quality metrics that are publicly reported (2) quality metrics that are aligned with the strategic priorities of the unit (3) quality opportunities identified from a serious / sentinel event or regulatory survey (4) the creation, dissemination, and measurement of Value-based Ideal Care plans.

Strategic area quality reports

Other areas that are strategically important to the quality structure will also report to QEC, based on existing subcommittee infrastructure. Examples include Patient Safety, Infection Prevention, and the Value Institute.

MAJOR COMMITTEE GOVERNANCE:

The Board of Trustees:

The MUSC Board of Trustees is responsible of the quality of patient care provided. The Board of Trustees requires the medical staff to implement and report on the activities and mechanisms for monitoring, assessing and evaluating patient safety practices and the quality of patient care, for identifying and resolving problems and for identifying opportunities to improve patient care and services or performance throughout the facility.

The Board of Trustees is supported by the MUSC policies, Medical Staff Bylaws and this QAPI Plan. The MUSC Board of Trustees delegates and directs the Hospital Administration and the Medical Staff to:

- Recommend the strategic direction.
- Require reports and mechanisms for monitoring and evaluating the quality of patient care services to include the frequency of monitoring.
- Provide resources and support systems for performance improvement functions related to patient care services and safety.
- Require mechanisms to assure that all patients with the same health problem are receiving comparable levels of care in MUSC Health.
- Review information needed to educate the Board members about their responsibility for the quality and safety of patient care.
- Evaluate the Quality and Performance Improvement (QAPI) Plan every other year.

The Medical Executive Committee (MEC):

The MUSC Medical Center MEC is comprised of senior physician and administrative leadership from all components of the clinical enterprise. The MEC has responsibility for overseeing, supporting, and evaluating the quality and safety structure and outcomes. This committee is the structure that ensures medical staff leadership and involvement in performance improvement and that ensures coordination and accountability among department chairpersons, faculty, and residents. The MEC delegates the responsibility of physician performance improvement to the Department Chairpersons. More specifically, the purpose of the MEC is to ensure high quality, safe, patient-centered, cost-effective care throughout the MUSC's clinical enterprise.

The MUSC Health Quality Executive Committee (QEC):

The MUSC Health QEC, made up of senior leadership representing each of the ICCE units as well as other functional areas, oversees and coordinates the performance assessment and improvement activities within the organization. This group ensures that improvements are planned, designed, measured, analyzed, and sustained. More specifically, the QEC:

- Operationalizes improvement activities that are consistent with the MUSC Health Strategic Plan.
- Receives reports and acts on issues and initiatives that address each of the domains of quality.
- Uses performance data in the design and evaluation of new services or programs.
- Identifies improvement actions to be taken, assigns responsibility for each action, and ensures accountability for follow through.
- Oversees analyses of sentinel and serious safety events and ensures appropriate risk reduction strategies are implemented.
- Oversees organizational proactive risk assessment (example - Failure Mode Effects and Analysis) and ensures appropriate risk reduction activities.
- Selects, prioritizes, and monitors the progress of the organization-wide quality improvement projects.
- Allocates financial resources necessary to support organization-wide quality improvement projects.
- Manages the flow of information to ensure effective communication and follow-up.
- Communicates performance assessment information and improvement activities to the MEC and MUSC Board of Trustees.
- Ensures that the quality and safety infrastructure meets regulatory standards.
- Supports QAPIs in meeting organizational goals

QAPI TEAMS:

Each ICCE unit and functional area at MUSC has a QAPI, whose mission is to achieve and surpass benchmarks for their specific area. Each QAPI is chaired by the ICCE Chief or relevant quality designee. Each QAPI regularly meets to review current performance and create-implement improvement plans to close any gaps in performance.

Specific Responsibilities:

- Ensure progress to closing identified gaps in performance for their area of responsibility.
- Develop improvement plans and remove barriers to effective action.
- Collaborate with other units/areas as needed.
- Report progress quarterly to QEC.
- Each QAPI team should focus on 4 primary areas:
 - quality metrics that are publicly reported
 - quality metrics that are aligned with the strategic priorities of the QAPI
 - quality opportunities identified from a serious / sentinel event or regulatory survey
 - the creation, dissemination, and measurement of Value-based Ideal Care plans

The Quality Improve Committee:

The IMPROVE Committee is made up of senior leaders, administrators, directors, appropriate physician leaders, and performance improvement leadership and team members. This committee oversees the quality IMPROVE process and ensures that the process adheres to a standard quality improvement methodology. The Committee receives IMPROVE projects from the QEC, schedules timely review of the projects, ensures that the actions are appropriate to the identified problem and completed in a timely manner. The Committee makes recommendations to the QEC to modify the original charge if necessary, close out the project, or convert to a QAPI-related activity (or other governance group).

COMMUNICATION STRATEGIES:

Effectively communicating quality and safety performance horizontally and vertically is extremely important to ongoing engagement and improvement efforts. As such, the Quality and Safety structure has developed a repertoire of communication modalities and techniques

- **Daily Check In (DCI):** This is a daily communication modality to “look back” and “look ahead” for any threats to the safety or operations of the enterprise. Leaders from all areas gather information from area huddles and report out in “roll call” fashion to the DCI, then cascade any relevant information to their respective areas.
- **Safety Rounds:** These are weekly rounds by leaders from all support areas (safety, risk, infection prevention, IT, security, pharmacy, etc.) to front line in all areas, to identify and resolve any and all issues identified as threats to patient or care team safety. Many issues are resolved during rounds; others are assigned an “owner” and progress is reported back to the area leader to inform their team of progress being made on safety issues. In between rounds, issues can be communicated by anyone by email to: patientsafety@musc.edu.
- **Safely Speaking:** This is a daily email-based communication that covers an evidence-based tool, technique, innovation, or idea that can enhance patient or care team safety. The purpose is daily recognition and awareness of safety issues and efforts within the enterprise.
- **Clinical connections:** This is a weekly email-based communication modality that covers a quality-safety section, with an intended audience of physician providers (including residents).
- **GME:** Quality reports are communicated to trainees and program directors at each and every monthly program director and chief resident meeting.
- **Onboarding:** Quality and safety education and operations are conveyed to each and every new care team member via their respective orientations (physicians, GME, leaders, and care team members).
- **Other:** Quality and safety reports are part of standing agenda items at each and every of the following meetings: Board of Trustees, Medical Executive Committee (MEC), Administrator-Director-Manager (ADM), and Physician Leader meetings.

PERFORMANCE IMPROVEMENT METHODOLOGY:

In an effort to continually improve organizational performance and maintain the safety and quality of patient care, MUSC Health evaluates the development of new processes as well as the redesign or improvement of existing processes. A systematic approach is utilized to:

- Problem solve, identify the new process or potential improvement.
- Assess/test the strategy for change.
- Analyze data from the test (to determine if the change produced the desired result).
- Implement the improvement strategy system-wide when applicable.
- Monitor for sustained change.

All improvement projects use the IMPROVE model described below, and are documented via the tools on the Performance Improvement web page and appendix A:

<https://horseshoe.musc.edu/clinical/quality>

MUSC Health also recognizes other standard quality improvement methodologies including LEAN and Six Sigma and ensures that the Performance Improvement Department has appropriate competencies in these areas.

SELECTION OF QUALITY IMPROVEMENT PRIORITIES:

Organizational quality improvement priorities are selected both proactively and in response to problems that are identified through ongoing assessment of data and analysis of adverse events. More specifically, the following sources of information are used to identify improvement opportunities:

- Strategic planning process
- Benchmark and other external comparative data
- Patient satisfaction data/complaints or concerns from patient-family advisory councils
- Employee concerns or complaints
- Occurrences, near misses and unsafe conditions from voluntary reporting
- Sentinel events
- Serious Safety events
- Other performance data from quality registries or benchmarking databases
- Common cause analyses from voluntary reporting
- Surveys of care team member engagement and culture of safety
- Risk areas or events from other organizations or entities
- Claims data
- Unit-identified concerns or system vulnerabilities
- Concerns or system vulnerabilities identified from any existing communication modalities (feedback from safety rounds, safely speaking, daily check in, unit huddles)
- Concerns or system vulnerabilities identified from mortality reviews
- Concerns identified through the compliance hotline or human resources

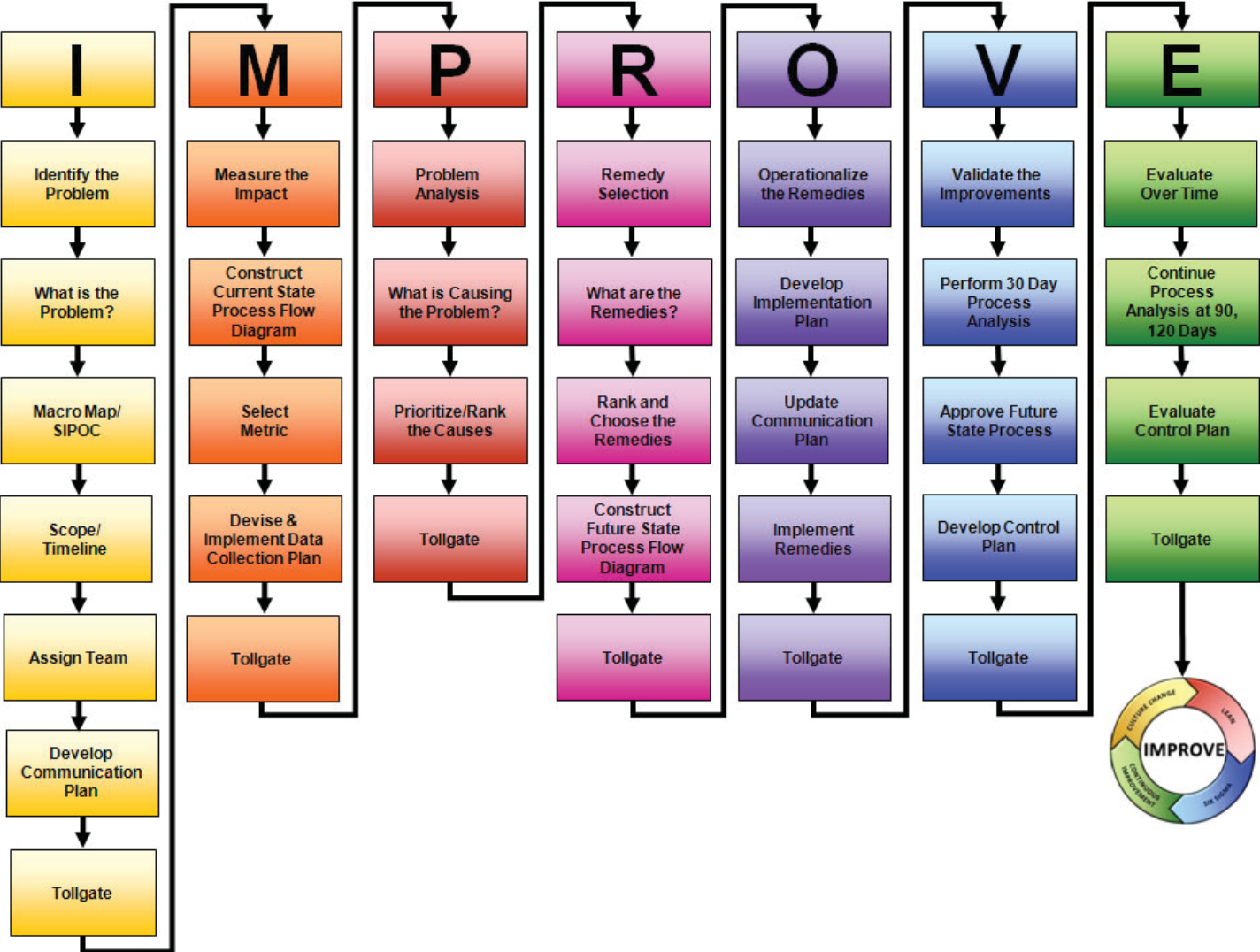
ANNUAL EVALUATION:

The Quality and Performance Improvement (QAPI) Plan will be reviewed and by the Quality Executive Committee (QEC) and the Medical Executive Committee (MEC) annually.

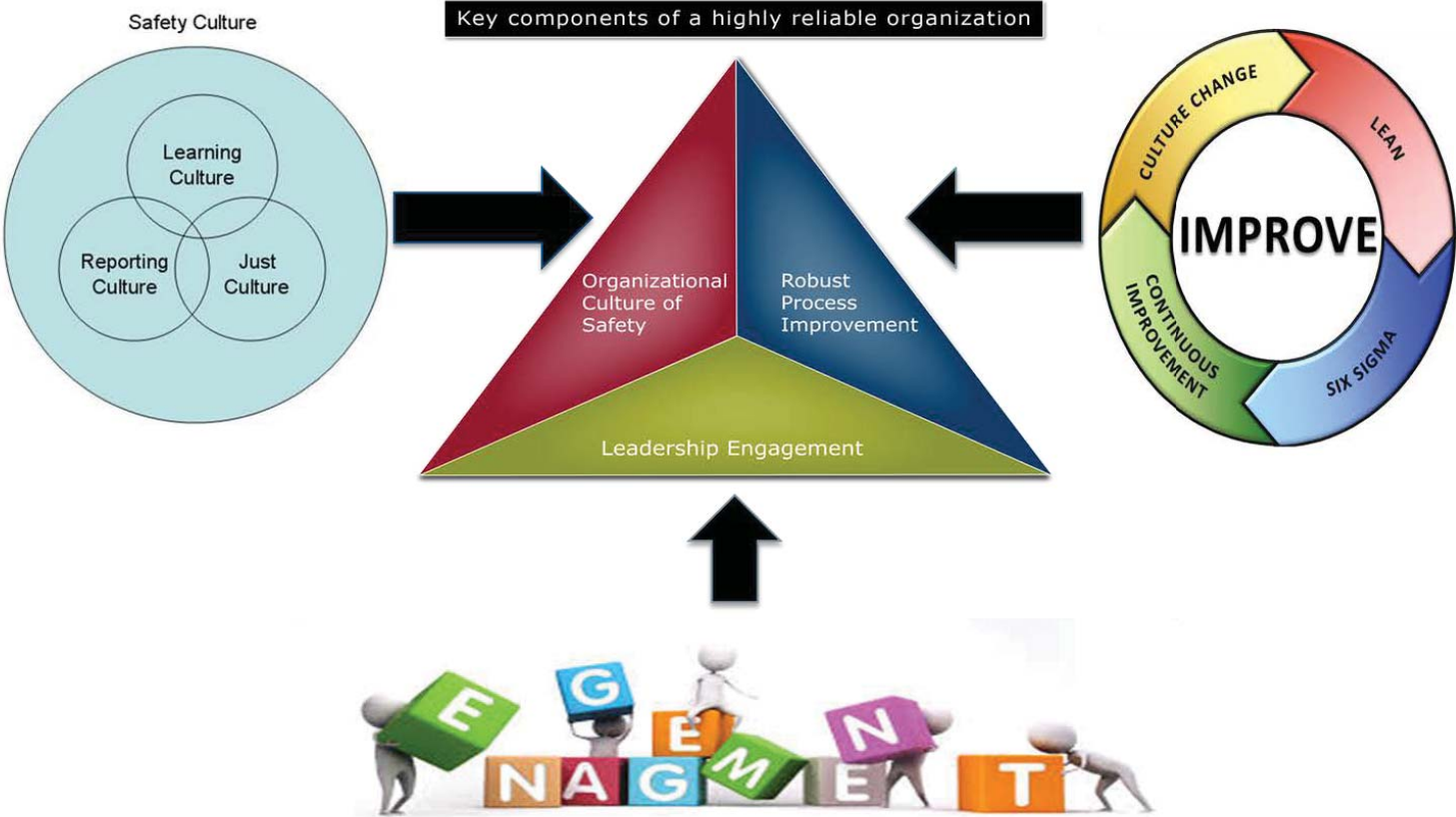
Approvals:

| | |
|-----------------------------|-------|
| Quality Executive Committee | DATE: |
| Medical Executive Committee | DATE: |
| MUSC Board of Trustees | DATE: |

APPENDIX A: Performance Improvement methodology



APPENDIX B: Framework for High Reliability



APPENDIX C: Quality and Safety governance structure



**AGREEMENTS ENTERED INTO BY THE MEDICAL UNIVERSITY HOSPITAL
AUTHORITY SINCE THE JULY 2021 MEETING OF THE BOARD OF TRUSTEES**

Hospital Services - Any contract involving the exchange of Hospital services either for money or other services.

Managed Care - The Medical Center has entered a Managed Care Agreement with the following:

Humana Choice Care
SC Dept of Health & Env Cntrl-SC DHEC
Select Health of South Carolina
TriCare (Value Options)

Transplant Agreements - For the institution(s) listed below, the Medical Center Transplant Unit agrees to provide tissue typing and transplantation to those patients who are medically suitable and to follow those patients in the transplant clinic at MUSC.

Transfer Agreements - MUHA agrees to accept the admission of individuals requiring specialized care and meet certain criteria from the following facilities:

Dialysis Clinic Inc. (DCI)

Affiliation Agreements –

FETTER HEALTH CARE NETWORK
Pfeiffer University
Stevenson University
Washburn University
Auburn University
Harvard T.H. Chan School of Public Health
James Madison University School of Nursing
Simmons University

Shared Services Agreements –

| University Active Project List > \$250,000 | | October 2021 | | | | | | |
|--|---|----------------------|-------------------------|-------------------|--------------|----------------|-------------------|----------------------------|
| Project # | Description | MUSC Approved Budget | Funds Committed to Date | Balance to Finish | A/E | Contractor | Status | Projected Final Completion |
| Approved Projects | | | | | | | | |
| 9834 | IOP Chiller # 2 Replacement | \$2,500,000 | \$1,835,500 | \$664,500 | MECA | McCarter | Construction | Dec-21 |
| 9835 | Energy Performance Contract | \$30,000,000 | \$27,500,000 | \$2,500,000 | Ameresco | Ameresco | Construction | Dec-21 |
| 9840 | BSB Envelope Repairs | \$7,000,000 | \$4,883,000 | \$2,117,000 | REI | Hawkins | Construction | Jul-22 |
| 9841 | SEI Chiller Replacement | \$2,500,000 | \$2,498,000 | \$2,000 | MECA | McCarter | Construction | Dec-21 |
| 9845 | BSB Replace AHU 5 and 3 with new AHU | \$1,200,000 | \$289,000 | \$911,000 | RMF | | Design | Dec-22 |
| 9846 | Pharmacy Add/Innov Instruc Classroom Renov | \$58,000,000 | \$46,500,000 | \$11,500,000 | Compass 5 | Whiting Turner | Construction | Oct-22 |
| 9847 | HCC Mechanical Systems Replacement | \$3,500,000 | \$3,350,000 | \$150,000 | RMF | CR Hipp | Construction | Dec-21 |
| 9848 | BSB Replace AHU #4 #4A (serve animal area) | \$1,700,000 | \$1,561,859 | \$138,141 | RMF | Triad | Construction | Mar-22 |
| 9851 | BSB AHU #1 Replacement | \$4,950,000 | \$390,000 | \$4,560,000 | RMF | | Design | Dec-22 |
| 9852 | MUSC Combined Heat & Power Facility | \$1,500,000 | \$1,500,000 | \$0 | Ameresco | | Design | Dec-2021 (Design) |
| 51335 | BSB Chiller #6 Replacement | \$1,500,000 | \$48,000 | \$1,452,000 | RMF | | Design | Jun-22 |
| 50082 | PG2 Elevator Renovation | \$750,000 | \$503,000 | \$247,000 | E&F in house | American | Construction | Dec-21 |
| 50085 | Misc Roof Replace/Repairs | \$542,252 | \$522,540 | \$19,712 | BEE | Bonedry | Construction | Dec-21 |
| 50095 | T-G Humidifier Replacement | \$700,000 | \$512,000 | \$188,000 | RMF | Triad | Construction Pend | Mar-22 |
| 50096 | Walton ATS Replacement | \$600,000 | \$365,000 | \$235,000 | RMF | Metro | Construction | Dec-21 |
| 50098 | BSB Heat Exchanger Replacement | \$350,000 | \$24,250 | \$325,750 | RMF | | Design | Jun-22 |
| 50100 | IOP Sleep Lab | \$990,000 | 74,595 | \$915,405 | Liollio | | HOLD per COM | TBD |
| 50118 | CSB Primary Transformer Replacement | \$925,000 | \$463,000 | \$462,000 | GWA | Gatch | Construction | Mar-22 |
| 50120 | HCC 4th Floor Roof Replacement | \$975,000 | \$40,000 | \$935,000 | BEE | | Bidding | Jun-22 |
| 50121 | Quad F Building Roof Replacement | \$400,000 | \$22,000 | \$378,000 | BEE | | Bidding | Jun-22 |
| 50122 | CSB Fuel Tanks Replacement | \$900,000 | \$750,000 | \$150,000 | S&ME | JB Petroleum | Construction | Jun-22 |
| 50123 | CODM Clinics Building Cooling Tower Upgrade | \$980,000 | \$6,370 | \$973,630 | RMF | | Design | TBD |
| 50124 | CSB Cooling Tower Piping Upgrade | \$300,000 | \$24,000 | \$276,000 | RMF | | Design | TBD |
| 50125 | IOP Cooling Tower Upgrade | \$980,000 | \$6,370 | \$973,630 | RMF | | Design | TBD |
| 50126 | Miscs Res. Hoods Phoenix Control Upgrades | \$450,000 | \$259,000 | \$191,000 | N/A | Hoffman | Construction | Dec-21 |
| 50127 | DDB Air Cooled Chiller Replacement | \$400,000 | \$30,400 | \$369,600 | MECA | | Design | TBD |
| 50130 | 135 Cannon 4th Floor Family Med, Renovation | \$900,000 | \$652,000 | \$248,000 | Compass 5 | Chastain | Construction | Dec-21 |
| 50131 | University Facilities Condition Assessment | \$741,504 | \$721,504 | \$20,000 | SSR | | Design | Dec-21 |
| 50133 | CSB Suite 215/216 Renovations | \$600,000 | \$0 | \$600,000 | RMF | | Design | TBD |
| 50134 | CSB Exterior Envelope Brick Repairs | \$500,000 | \$63,000 | \$437,000 | BEE | | Design | TBD |
| 50141 | Quad E AHU 5, 6, & 7 Replacement | \$450,000 | \$38,400 | \$411,600 | RMF | | Design | TBD |

**MEDICAL UNIVERSITY OF SOUTH CAROLINA
PROFESSIONAL SERVICES
FOR REPORTING
OCTOBER 07, 2021**

IDC Contracts

RMF Engineering, Inc.

Provide mechanical engineering services on an as-needed basis throughout the campus over a two year period. Total contract not to exceed \$500,000. Individual releases not to exceed \$200,000 each.

DWG, Inc. Consulting Engineers

Provide mechanical engineering services on an as-needed basis throughout the campus over a two year period. Total contract not to exceed \$500,000. Individual releases not to exceed \$200,000 each.

CEMS Engineering, Inc.

Provide mechanical engineering services on an as-needed basis throughout the campus over a two year period. Total contract not to exceed \$500,000. Individual releases not to exceed \$200,000 each.

MECA, Inc.

Provide mechanical engineering services on an as-needed basis throughout the campus over a two year period. Total contract not to exceed \$500,000. Individual releases not to exceed \$200,000 each.

WM Building Envelope Consultants

Provide roofing and waterproofing engineering services on an as-needed basis throughout the campus over a two year period. Total contract not to exceed \$500,000. Individual releases are not to exceed \$200,000 each project.

Shepard & Associates LLC

Provide roofing and waterproofing engineering services on an as-needed basis throughout the campus over a two year period. Total contract not to exceed \$500,000. Individual releases are not to exceed \$200,000 each project.

BEE Group

Provide roofing and waterproofing engineering services on an as-needed basis throughout the campus over a two year period. Total contract not to exceed \$500,000. Individual releases are not to exceed \$200,000 each project.

**MEDICAL UNIVERSITY OF SOUTH CAROLINA
CONSTRUCTION CONTRACTS
FOR REPORTING
OCTOBER 7, 2021**

MUSC General Construction Projects:

| | |
|---|----------------------|
| Ameresco, Inc. MUSC/SCEO PEER Program Energy Performance Contract | \$ 631,768.00 |
| JF Acquisition, LLC CSB Fuel Tank Replacement | \$ 758,900.00 |
| Triad Mechanical Contractors Arco Lane Warehouse Chiller Replacement | \$ 134,181.00 |
| Whiting-Turner Contracting Company New College of Pharmacy Addition & Innovative Instruction Redesign | \$ 602,919.45 |

MUSC Conflict of Interest Report 2020 Annual Report

Conflict of interest triggers may include (but are not limited to): an employee's active role in a procurement process, a provider who implants or prescribes devices, patient referrals, research conducted on human subjects and animals, and evaluating the use of products yet to go to market.

| Disclosure Categories |
|------------------------------------|
| • Advisory Board Service |
| • Consulting |
| • Equity (privately held entities) |
| • Intellectual Property |
| • Leadership Role in Startup |
| • Royalty Payments |
| • Speaking |
| • Stock (publicly traded entities) |

Overview of Disclosures

| |
|-----------------------------------|
| Employees participating: 5,093 |
| Employees with disclosures: 3,794 |

Individual Disclosures – Value Range

| Range | 2020 |
|---------------------|-------------|
| \$0 to \$25k | 70% |
| \$25k to \$50k | 9% |
| \$50k to \$75k | 11% |
| \$75k to \$100K | 6% |
| Greater than \$100K | 4% |

2020 Conflict Categories

| | |
|-------------------------------|-----|
| Advisory Board | 15% |
| Consulting | 23% |
| Equity | 19% |
| Intellectual Property | 7% |
| Leadership at Startup Company | 4% |
| Royalty Payments | 5% |
| Speaking | 19% |
| Stock | 8% |

2020 Disclosures by Entity

| |
|----------------------|
| MUSC – 2,815 |
| MUHA – 606 |
| UMA – 373 |
| Total – 3,794 |

2020 Research Conflict of Interest Reviews

- 1,344 research and sponsored project reviews conducted by the MUSC Conflict of Interest Office

MEDICAL UNIVERSITY OF SOUTH CAROLINA (MUSC) BOARD OF TRUSTEES CONSENT AGENDA

October 8, 2021 | 101 Colcock Hall

Research and Institutional Advancement Committee: Ms. Terri Barnes, Chair

Consent Agenda for Information

- Item 21. Office of Development Report..... Kate Azizi
Vice President for Institutional Advancement

Education, Faculty & Student Affairs Committee: Ms. Barbara Johnson-Williams, Chair

Consent Agenda for Approval

- Item 22. Endowed Chair Appointments..... Dr. Lisa Saladin
Executive Vice President for Academic Affairs and Provost

College of Medicine

Alexander Alekseyenko, Ph.D., Professor in the Department of Public Health Sciences, for appointment to the Environmental and Biomedical Panomics SmartState Chair, effective July 1, 2021.

Sudie Back, Ph.D., Professor in the Department of Psychiatry and Behavioral Sciences, for appointment to the Thurmond Wellness Endowed Chair, effective October 8, 2021.

Arman Kilic, M.D., Associate Professor in the Department of Surgery, for appointment to the John M. Kratz, M.D. Endowed Chair in Cardiac Surgery and Research, effective October 8, 2021.

Ashli K. O'Rourke, M.D., Associate Professor, Department of Otolaryngology – Head & Neck Surgery, for the appointment of The Mark and Evelyn Trammell Endowed Chair in Otolaryngology, effective October 8, 2021.

- Item 23. Change in Faculty Status Dr. Lisa Saladin
Executive Vice President for Academic Affairs and Provost

College of Medicine

David Cachia, M.D., from Associate Professor to Adjunct Associate Professor, in the Department of Neurosurgery, effective August 30, 2021.

Roy B. Sessions, M.D., from Professor to Affiliate Professor, in the Department of Otolaryngology-Head and Neck Surgery, retroactive to February 1, 2021.

James B. Edwards College of Dental Medicine

Michael K. Lecholop, DMD, Associate Professor to Affiliate Associate Professor, in the Department of Oral and Maxillofacial Surgery, effective August 12, 2021.

College of Nursing

Joy Lauerer, DNP, APRN, PMHCNS, BC, from Associate Professor to Clinical Associate Professor in the Department of Nursing, effective September 1, 2021.

College of Pharmacy

Sherine Chan, Ph.D., Associate Professor to Affiliate Associate Professor, in the Department of Drug Discovery and Biomedical Sciences, effective July 1, 2021.

Monika Gooz, Ph.D., from Research Associate Professor to Associate Professor in the Dept. of Drug Discovery and Biomedical Sciences, effective July 1, 2021.

Yuri Peterson, Ph.D., from Research Associate Professor to Associate Professor in the Dept. of Drug Discovery and Biomedical Sciences, effective July 1, 2021.

Item 24. Affiliate Faculty Appointments Dr. Lisa Saladin
Executive Vice President for Academic Affairs and Provost

Eileen Conaway, D.O., as Affiliate Associate Professor, in the Department of Family Medicine, effective September 1, 2021.

Item 25. Faculty Appointments Dr. Lisa Saladin
Executive Vice President for Academic Affairs and Provost

Academic Affairs Faculty

Carl E. Heltzel, Ph.D., as Associate Professor, non-tenure track, retroactive June 1, 2021. Dr. Heltzel will also serve as Director, Research Development in Hollings Cancer Center.

College of Medicine

Peter J. Carek, M.D., as Professor, on the Clinician Educator track, in the Department of Family Medicine, effective August 1, 2021.

Kevin S. Hughes, M.D., as Professor, on the Clinician Educator track, in the Department of Surgery, Division of Surgical Oncology, effective October 1, 2021.

Abhiram Maddi, DDS, MSc, Ph.D., Associate Professor, Department of Stomatology, Division of Periodontics effective October 15, 2021.

Item 26. Emerita/Emeritus..... Dr. Lisa Saladin
Executive Vice President for Academic Affairs and Provost

Sandy Brotherton, Ph.D., Professor Emerita, Department of Rehabilitation Sciences, Division of Physical Therapy, effective January 1, 2022.

Debbie Bryant, DNP, RN, FAAN, Professor Emerita, in the Department of Nursing, effective September 1, 2021.

Cephus E. Simmons, Sr., Ph.D., Professor Emeritus, in the Department of Radiology and Radiological Science, effective September 1, 2021.

Holly Wise, Ph.D., Professor Emerita, Department of Rehabilitation Sciences, Division of Physical Therapy, effective January 1, 2022

Item 27. Distinguished University Professor, effective October 8, 2021 Dr. Lisa Saladin
Executive Vice President for Academic Affairs and Provost

College of Medicine

Carol Feghali-Bostwick, Ph.D., as Distinguished University Professor
Patrick A. Flume, M.D., as Distinguished University Professor
Leonie L. Gordon, M.B.Ch.B., as Distinguished University Professor
John M. Kratz, M.D., as Distinguished University Professor
Gerard A. Silvestri, M.D., MS, as Distinguished University Professor

Item 28. Faculty Promotions Effective January 1, 2022 Dr. Lisa Saladin
Executive Vice President for Academic Affairs and Provost

Kristine A.K. Lombardozi, M.D., from MUSC AHEC Assistant Professor to MUSC AHEC Associate Professor, in the Department of Surgery (Spartanburg/Surgery), effective January 1, 2022.

Michael G. Mount, D.O., from MUSC AHEC Assistant Professor to MUSC AHEC Associate Professor, in the Dept. of Surgery (Spartanburg/Surgery), effective January 1, 2022.

Item 29. Faculty Tenure Effective January 1, 2022 Dr. Lisa Saladin
Executive Vice President for Academic Affairs and Provost

Academic Affairs Faculty

B. DaNine J. Fleming, Med, EdS, EdD, Associate Professor, Academic Affairs Faculty

College of Health Professions

Mark Bowden, PT, Ph.D., Associate Professor, Department of Rehabilitation Sciences, Division of Physical Therapy, Academic Researcher track.

Amanda Giles, OTD, OTR/L, Associate Professor, Department of Rehabilitation Sciences, Division of Occupational Therapy, Academic Educator track.

College of Nursing

Susan Newman, Ph.D., RN, CRRN, Associate Professor, Department of Nursing, Educator Researcher track.

Tatiana Davidson, Ph.D., RN, Associate Professor, Department of Nursing, Educator Researcher track.

College of Medicine

Sudie E. Back, Ph.D., Professor, Department of Psychiatry and Behavioral Sciences, Academic Clinician track.

Tibor Fulop, M.D., Ph.D., Professor, Department of Medicine, Division of Nephrology, Clinician Educator track.

Whitney S. Graybill, M.D., MS, Associate Professor, Department of Obstetrics and Gynecology, Division of Gynecologic Oncology, Clinician Educator track.

Constance Guille, M.D., Associate Professor, Department of Psychiatry and Behavioral Sciences; Dual in Department of Obstetrics and Gynecology, Division of Benign Obstetrics and Gynecology, Academic Clinician track.

Elizabeth G. Hill, Ph.D., Professor, Department of Public Health Sciences, Academic Clinician track.

Fernando A. Herrera, M.D., Associate Professor, Department of Department of Surgery, Division of Plastic Surgery, Clinician Educator track.

Michelle P. Hudspeth, M.D., Associate Professor, Department of Pediatrics, Division of Pediatric Hematology/Oncology, Clinician Educator track.

Gweneth B. Lazenby, M.D., Associate Professor, Department of Obstetrics and Gynecology, Division of Benign Obstetrics and Gynecology; Dual in Department of Medicine, Division of Infectious Diseases, Clinician Educator track.

Steven D. McSwain, M.D., Associate Professor, Department of Pediatrics, Division of Pediatric Critical Care, Clinician Educator track.

Patrick J. Mulholland, Jr., Ph.D., Professor, Department of Neuroscience, Dual in Department of Psychiatry and Behavioral Sciences, Academic Investigator track.

Jihad S Obeid, M.D., Professor, Department of Public Health Sciences; Dual in Department of Psychiatry and Behavioral Sciences and College of Health Professions, Department of Health Sciences and Research, Academic Clinician track.

W. Scott Russell, M.D., Associate Professor, Department of Pediatrics, Division of Pediatric Emergency Medicine, Clinician Educator track.

Natasha M. Ruth, M.D., Associate Professor, Department of Pediatrics, Division of Pediatric Rheumatology; Dual in Department of Medicine, Division of Rheumatology, Clinician Educator Track.

Ashlyn Holstein Savage, M.D., Associate Professor, Department of Obstetrics and Gynecology, Division of Benign Obstetrics and Gynecology, Clinician Educator track.

Timothy M. Whelan, M.D., Professor, Department of Medicine, Division of Pulmonary and Critical Care Medicine, Clinician Educator track.

Ira W. Willner, M.D., Professor, Department of Medicine, Division of Gastroenterology, Clinician Educator track.

David W. Zaas, M.D., MBA, Associate Professor, Department of Medicine, Division of Pulmonary and Critical Care Medicine, Clinician Educator track.

Other Business for the Board of Trustees


Item 30. **Senior Leader Compensation Analysis.**

Approval is requested to authorize senior leader compensation recommendations.

MUSC Board of Trustees

Development Report

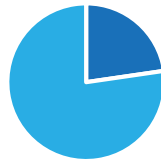
October 8, 2021



Changing What's Possible | [MUSC.edu](https://www.musc.edu)



Funds Raised FY22 through September 17, 2021



- Total Raised
- Remaining to reach \$65M goal

Dollars Raised: \$14,755,393

Fundraising Goal: \$65,000,000

We are grateful to our MUSC supporters!



MUSC Fundraising Activity FY22 through September 17, 2021

- Additional gifts verbally committed: \$13.9M
- Dollars solicited: \$50.7M
- Number of solicitations asked (individuals, corporations, and foundations): 117



MUSC Fundraising Impact August 10, 2021–September 17, 2021

Commitments of \$500,000 or more during this time have supported:

- The Edwin W. and Teresa H. Rogers Endowed Chair for Cardiovascular Research
- Mental health programming for The Boeing Center for Children's Wellness
- The Bob and Rose Cohen Registration Area at the Sea Islands facility
- The Lisa Montgomery Endowed Scholarship, which will support scholarships in the College of Health Professions
- The College of Pharmacy Part of the Moment Fund, which will fund need-based scholarships



Medical University of South Carolina

College Of Medicine

ABBREVIATED CURRICULUM VITAE

Name: Alexander Vladimirovich Alekseyenko, Ph.D.

Date: 8/13/2021

Citizenship and/or Visa Status: US Citizen

Office Address:

Telephone: +1 (843) 792-2043

Education: (*Baccalaureate and above*)

| <u>Year Earned</u> | <u>Institution</u> | <u>Degree</u> | <u>Field of Study</u> |
|--------------------|---|---------------|-----------------------|
| 2002 | Case Western Reserve University | B.S. | Computer Science |
| 2003 | University of California at Los Angeles | M.S. | Biomathematics |
| 2008 | University of California, Los Angeles | Ph.D. | Biomathematics |

Graduate Medical Training: (*Chronological*)

| <u>Residencies or Postdoctoral</u> | <u>Place</u> | <u>Dates</u> |
|------------------------------------|---|-------------------|
| Post-doctoral Fellow | European Bioinformatics Institute, Hinxton, Cambridge, UK | 07/2008 - 12/2008 |
| Postdoctoral scholar | Department of Statistics, Stanford University | 01/2009 - 07/2009 |

Board Certification:

Licensure:

Faculty Appointments:

| <u>Years</u> | <u>Rank</u> | <u>Institution</u> | <u>Department</u> |
|----------------|--------------------------------|--|---|
| 2009 - 2014 | Assistant Professor (Research) | New York University School of Medicine | Center for Health Informatics and Bioinformatics, Department of Medicine Division of Translational Medicine Mathematics |
| 2014 - 2015 | Associate Professor | New York University | Division of Courant Institute of Mathematical Sciences Medicine |
| 2014 - 2015 | Associate Professor | New York University School of Medicine | Division of Translational Medicine, Center for Health Informatics and Bioinformatics |
| 2015 - 2019 | Associate Professor | Medical University of South Carolina | Public Health Sciences |
| 2015 - 2019 | Associate Professor | Medical University of South Carolina | Oral Health Sciences |
| 2019 - 2019 | Associate Professor | Medical University of South Carolina | Healthcare Leadership and Management |
| 2020 - Present | Professor | Medical University of South Carolina | Public Health Sciences |
| 2020 - Present | Professor | Medical University of South Carolina | Healthcare Leadership and Management |
| 2020 - Present | Professor | Medical University of South Carolina | Oral Health Sciences |

First Appointment to MUSC:

Rank: Associate Professor

Date: 2015

Medical University of South Carolina

College Of Medicine

ABBREVIATED CURRICULUM VITAE

Name: Sudie E. Back, Ph.D.

Date: 9/1/2021

Citizenship and/or Visa Status: United States

Office Address: 5 Charleston Center Drive Charleston Center, Charleston SC, SC, 29425, USA Telephone: 843.792.9383

Education: (*Baccalaureate and above*)

| <u>Year Earned</u> | <u>Institution</u> | <u>Degree</u> | <u>Field of Study</u> |
|--------------------|-----------------------|---------------|-----------------------|
| 1995 | College of Charleston | B.S. | Psychology |
| 1997 | Radford University | M.A. | Clinical Psychology |
| 2004 | University of Georgia | Ph.D. | Clinical Psychology |

Graduate Medical Training: (*Chronological*)

| <u>Internship</u> | <u>Place</u> | <u>Dates</u> |
|-------------------|---|--------------|
| Intern | Yale University School of Medicine, Department of Psychiatry, Substance Abuse Treatment Unit, New Haven, CT | 2002 - 2003 |

| <u>Residencies or Postdoctoral</u> | <u>Place</u> | <u>Dates</u> |
|------------------------------------|--|--------------|
| NIDA Postdoctoral Fellow | Medical University of South Carolina, Department of Psychiatry and Behavioral Sciences, Clinical Neuroscience Division, Charleston, SC | 2004 - 2005 |

Board Certification:

Licensure:

SC License #1024

Faculty Appointments:

| <u>Years</u> | <u>Rank</u> | <u>Institution</u> | <u>Department</u> |
|----------------|---------------------|--------------------------------------|------------------------------------|
| 1998 - 2002 | Teaching Instructor | University of Georgia, Athens GA | Department of Psychology |
| 2005 - 2008 | Assistant Professor | Medical University of South Carolina | Psychiatry and Behavioral Sciences |
| 2009 - 2014 | Associate Professor | Medical University of South Carolina | Psychiatry and Behavioral Sciences |
| 2014 - Present | Professor | Medical University of South Carolina | Psychiatry and Behavioral Sciences |

First Appointment to MUSC:

Rank: Assistant Professor

Date: 2005

Arman Kilic, MD
Abbreviated Curriculum Vitae V1
 Associate Professor
 843-876-4841
 kilica@musc.edu

Degrees

2009 M.D., Medicine, University of Pittsburgh, School of Medicine
 2004 B.S., Premedicine, The Pennsylvania State University

Post-Graduate Training

Fellowship, Hospital of the University of Pennsylvania , Cardiac Surgery, July 2015, June 2017
 Internship, Johns Hopkins Hospital , Surgery , July 2009, June 2010
 Residency, Johns Hopkins Hospital , Surgery , July 2010, June 2015
 Post-Doctorate, Johns Hopkins Hospital , Surgery , July 2011, June 2012

Certifications

American Board of Thoracic Surgery, Type of Certification: Board Certification , Certification Number: N/A, Effective Date: 2020
 American Board of Surgery, Type of Certification: Board Certification , Certification Number: N/A, Effective Date: 2020

Professional Licensures

Pennsylvania State Medical License- Training, Month / Year Originally Conferred: May 2015, Month/Year Expires: June 2017, State Medical Board, Pennsylvania, MT209346
 Pennsylvania State Medical License, Month / Year Originally Conferred: May 2015, Month/Year Expires: December 2022, State Medical Board, Pennsylvania, MD454848
 Maryland Medical License, Month / Year Originally Conferred: July 2011, Month/Year Expires: September 2012, State Medical Board, Maryland, D72800
 Maryland Controlled Substance Registration, Month / Year Originally Conferred: August 2011, Month/Year Expires: July 2013, State Controlled Substance Board, Maryland, M74865
 Federal DEA Registration, Month / Year Originally Conferred: December 2019, Month/Year Expires: December 2022, Federal DEA, Pennsylvania, FK6597946

MUSC Rank and Promotion History

| Faculty Rank | Institution | College | Department | Division | Effective Start Date of Rank | Effective End Date of Rank |
|---------------------|--------------------------------------|---------------------|------------|------------------------|------------------------------|----------------------------|
| Associate Professor | Medical University of South Carolina | College of Medicine | Surgery | Cardiothoracic Surgery | 2021-03-15 | |

Non-MUSC Rank and Promotion History

| Faculty Rank | Institution/Organization | College | Department | Division | Effective Start Date of Rank | Effective End Date of Rank |
|---------------------|---|---------|------------------------|----------|------------------------------|----------------------------|
| Assistant Professor | University of Pittsburgh Medical Center | | Cardiothoracic Surgery | | 2017 | |
| Assistant Professor | Mcgowan Institute for Regenerative | | Bioengineering | | 2018 | |

Medical University of South Carolina

College Of Medicine

ABBREVIATED CURRICULUM VITAE

Name: Ashli Karin O'Rourke, M.D.

Date: 9/8/2021

Citizenship and/or Visa Status: US Citizen

Office Address: 135 Rutledge Ave MSC 550, Charleston, SC, 29425

Telephone: 843-792-7164

Education: (*Baccalaureate and above*)

| <u>Year Earned</u> | <u>Institution</u> | <u>Degree</u> | <u>Field of Study</u> |
|--------------------|----------------------------|---------------|---|
| 1993 | Florida State University | B.S. | Speech Language Pathology and Audiology |
| 1994 | Florida State University | M.S. | Speech Language Pathology and Audiology |
| 2005 | Medical College of Georgia | M.D. | Medicine |

Graduate Medical Training: (*Chronological*)

| <u>Internship</u> | <u>Place</u> | <u>Dates</u> |
|-----------------------------|---|-------------------|
| Internship, General Surgery | University of Virginia, Charlottesville, VA | 06/2005 - 06/2006 |

| <u>Residencies or Postdoctoral</u> | <u>Place</u> | <u>Dates</u> |
|--|---|-------------------|
| Residency, Otolaryngology - Head and Neck Surgery | University of Virginia, Charlottesville, VA | 07/2006 - 06/2011 |
| Fellowship, Laryngology - Voice & Swallowing Disorders | Medical College of Georgia | 07/2011 - 06/2012 |

Board Certification:

| | |
|----------------------------------|-----------------|
| Florida State University | Date: 1993-1994 |
| University of Virginia | Date: 2008-2009 |
| American Board of Otolaryngology | Date: 2012 |

Licensure:

| | |
|-------------------------|--------------------|
| State of Georgia | Date: 2011-Present |
| State of South Carolina | Date: 2012-Present |

Faculty Appointments:

| <u>Years</u> | <u>Rank</u> | <u>Institution</u> | <u>Department</u> |
|----------------|---------------------|--------------------------------------|--|
| 2011 - 2012 | Clinical Instructor | Medical College of Georgia | Otolaryngology - Head and Neck Surgery |
| 2012 - 2017 | Assistant Professor | Medical University of South Carolina | Otolaryngology - Head and Neck Surgery |
| 2017 - Present | Associate Professor | Medical University of South Carolina | Otolaryngology - Head and Neck Surgery |

First Appointment to MUSC:

Rank: Assistant Professor

Date: 2012

Degrees

2001 M.D., Medicine, University of Malta Medical School, Malta

Post-Graduate Training

Post-Doctorate, MD Anderson Cancer Center, Houston, Fellowship in Neuro-Oncology, September 2013, September 2015

Post-Doctorate, University of Massachusetts, Internship, September 2008, September 2009

Post-Doctorate, University of Massachusetts, Residency, September 2009, September 2012

Post-Doctorate, University of Massachusetts, Worcester, Fellowship in Clinical Neurophysiology, September 2012, September 2013

Certifications

Board Certified in Neurology by the American Board of Psychiatry and Neurology, Effective Date: 2012

Board Certified in Neuro Oncology, Effective Date: 2015

Professional Licensures

South Carolina

MUSC Rank and Promotion History

| Faculty Rank | Institution | College | Department | Division | Effective Start Date of Rank | Effective End Date of Rank |
|-----------------------------|--------------------------------------|---------------------|--------------|----------|------------------------------|----------------------------|
| Assistant Professor | Medical University of South Carolina | College of Medicine | Neurosurgery | | 2015-07-01 | 2018-06-30 |
| Associate Professor | Medical University of South Carolina | College of Medicine | Neurosurgery | | 2018-07-01 | 2021-08-29 |
| Adjunct Associate Professor | Medical University of South Carolina | College of Medicine | Neurosurgery | | 2021-08-30 | 2022-06-30 |

Non-MUSC Rank and Promotion History

| Faculty Rank | Institution/Organization | College | Department | Division | Effective Start Date of Rank | Effective End Date of Rank |
|--------------|--------------------------|---------|------------|----------|------------------------------|----------------------------|
|--------------|--------------------------|---------|------------|----------|------------------------------|----------------------------|

Degrees

1962 M.D., Medicine, Louisiana State University, Louisiana, United States
 1958 B.S., Chemistry, Louisiana State University, Louisiana, United States

Post-Graduate Training

Post-Doctorate, Southern Pacific General, San Francisco, CA, Intern, September 1962, September 1963
 Post-Doctorate, Washington University School of Medicine, Barnes Hospital, St. Louis, MO, Resident, September 1966, September 1969
 Post-Doctorate, Washington University School of Medicine, St. Luke's Hospital, Resident, September 1965, September 1966

Certifications

American Board of Otolaryngology, Effective Date: 1969

Professional Licensures

Texas
 South Carolina
 New York
 New York
 Missouri
 Louisiana
 District of Columbia
 California

MUSC Rank and Promotion History

| Faculty Rank | Institution | College | Department | Division | Effective Start Date of Rank | Effective End Date of Rank |
|---------------------|--------------------------------------|---------------------|--|----------|------------------------------|----------------------------|
| Professor | Medical University of South Carolina | College of Medicine | Otolaryngology - Head and Neck Surgery | | 2007-11-01 | 2021-01-31 |
| Affiliate Professor | Medical University of South Carolina | College of Medicine | Otolaryngology - Head and Neck Surgery | | 2021-02-01 | 2024-06-30 |

Non-MUSC Rank and Promotion History

| Faculty Rank | Institution/Organization | College | Department | Division | Effective Start Date of Rank | Effective End Date of Rank |
|---|----------------------------|---------|--------------------------------------|----------|------------------------------|----------------------------|
| Assistant Professor | Baylor College of Medicine | | Otolaryngology - Head & Neck Surgery | | 1969-09-01 | |
| Coordinator, Residency Training Program | Baylor College of Medicine | | Otolaryngology - Head & Neck Surgery | | 1970-09-01 | |
| Associate Professor | Baylor College of Medicine | | Otolaryngology - Head & Neck Surgery | | 1973-09-01 | |

| | | | |
|--|---|---|------------|
| Attending Otolaryngologist, New York Hospital | Cornell Medical School - The New York Hospital | | 1983-09-01 |
| Professor of Otolaryngology | Cornell Medical School - The New York Hospital | Head & Neck Surgery | 1983-09-01 |
| Otolaryngologist-in-Chief | Georgetown University Medical Center | | 1989-09-01 |
| Professor (with tenure) and Chairman | Georgetown University Medical Center | Otolaryngology - Head & Neck Surgery | 1989-09-01 |

Medical University of South Carolina
COLLEGE OF DENTAL MEDICINE
ABBREVIATED CURRICULUM VITAE

Date: 10/29/2018

Name: Lecolop Michael Kinon
Last First Middle

Citizenship and/or Visa Status: USA

Office Address: 173 Ashley Avenue BSB Room 453 MSC 507 Telephone: (843)792-3624
Charleston, SC 29425

Education: *(Baccalaureate and above)*

| <u>Institution</u> | <u>Years Attended</u> | <u>Degree/Date</u> | <u>Field of Study</u> |
|--|-----------------------|--------------------|------------------------|
| <u>The Citadel</u> | <u>1997-2001</u> | <u>BS/2001</u> | <u>Biology</u> |
| <u>MUSC James B. Edwards School of Dental Medicine</u> | <u>2004-2008</u> | <u>DMD/2008</u> | <u>Dental Medicine</u> |
| _____ | _____ | _____ | _____ |
| _____ | _____ | _____ | _____ |
| _____ | _____ | _____ | _____ |

Graduate Medical Training: *(Chronological)*

| | <u>Place</u> | <u>Dates</u> |
|-------------------|--------------|--------------|
| Internship | _____ | _____ |
| | _____ | _____ |
| | _____ | _____ |

| | <u>Place</u> | <u>Dates</u> |
|--|--------------|------------------|
| Residencies or Postdoctoral: | _____ | _____ |
| <u>Oral and Maxillofacial Surgery</u> | _____ | <u>2008-2012</u> |
| <u>Craniofacial/Facial Trauma Fellowship</u> | _____ | <u>2012-2013</u> |
| _____ | _____ | _____ |
| _____ | _____ | _____ |

Board Certification: Diplomate, American Board of Oral and Maxillofacial Surgery Date: 2015
 _____ Date: _____
 _____ Date: _____

Licensure: South Carolina #04462 Date: 2008
 _____ Date: _____
 _____ Date: _____

Faculty appointments: *(Begin with initial appointment)*

| <u>Years</u> | <u>Rank</u> | <u>Institution</u> | <u>Department</u> |
|--------------|----------------------------|---|---------------------------------------|
| <u>2013</u> | <u>Assistant Professor</u> | <u>Medical University of South Carolina</u> | <u>Oral and Maxillofacial Surgery</u> |
| <u>2019</u> | <u>Associate Professor</u> | <u>Medical University of South Carolina</u> | <u>Oral and Maxillofacial Surgery</u> |
| _____ | _____ | _____ | _____ |
| _____ | _____ | _____ | _____ |
| _____ | _____ | _____ | _____ |
| _____ | _____ | _____ | _____ |
| _____ | _____ | _____ | _____ |
| _____ | _____ | _____ | _____ |

First Appointment to MUSC: Rank Assistant Professor Date: 2013

Degrees

2013 D.N.P., Nursing, University of Alabama, Alabama, United States
 1995 M.S.N., Nursing, Wayne State University
 1988 B.A., Communication Sciences, University of Toledo, Ohio, United States
 1983 A.S., Nursing, University of Toledo, Ohio, United States

Post-Graduate Training

No activities entered.

Certifications

American Nurses Credentialing Center, Effective Date: Expires 2022

Professional Licensures

No activities entered.

MUSC Rank and Promotion History

| Faculty Rank | Institution | College | Department | Division | Effective Start Date of Rank | Effective End Date of Rank |
|---------------------|--------------------------------------|--------------------|-----------------------|----------|------------------------------|----------------------------|
| Instructor | Medical University of South Carolina | College of Nursing | Office of Research | | 2012-08-01 | 2014-06-30 |
| Assistant Professor | Medical University of South Carolina | College of Nursing | Office of Research | | 2014-07-01 | 2018-06-30 |
| Associate Professor | Medical University of South Carolina | College of Nursing | Department of Nursing | | 2018-07-01 | |

Non-MUSC Rank and Promotion History

| Faculty Rank | Institution/Organization | College | Department | Division | Effective Start Date of Rank | Effective End Date of Rank |
|---|--|---------|--------------------|--|------------------------------|----------------------------|
| Instructor | The Medical College of Ohio | | School of Nursing | | 2001-09-01 | |
| Advanced Practice Nurse/Nurse Psychotherapist | Valko & Associates, Dr. Timothy Valko MD | | | | 2005-09-01 | |
| Assistant Professor | Lourdes College | | Nursing | Psychiatric Mental Health Nursing | 2006-09-01 | |
| Instructor | University of South Carolina | | College of Nursing | Psychiatric Mental Health Nursing/Community Health Nursing | 2010-09-01 | |

Medical University of South Carolina
College of Pharmacy
ABBREVIATED CURRICULUM VITAE

Name: Chan Sherine Swee Lin
Last First Middle

Citizenship and/or Visa Status: US Citizen

Office Address: _____ Telephone: _____

Education: (*Baccalaureate and above*)

| <u>Institution</u> | <u>Years attended</u> | <u>Degree/Date</u> | <u>Field of Study</u> |
|--|-----------------------|--------------------|------------------------------|
| <u>Murdoch University</u> | <u>1992-1996</u> | <u>B.Sc. Hons</u> | <u>Veterinary Biology</u> |
| <u>University of Western Australia</u> | <u>1997-2002</u> | <u>Ph.D.</u> | <u>Clinical Biochemistry</u> |
| _____ | _____ | _____ | _____ |
| _____ | _____ | _____ | _____ |
| _____ | _____ | _____ | _____ |

Graduate Medical Training: (*Chronological*)

| <u>Internship</u> | <u>Place</u> | <u>Dates</u> |
|-------------------|--------------|--------------|
| _____ | _____ | _____ |
| _____ | _____ | _____ |

| <u>Residencies or Postdoctoral:</u> | <u>Place</u> | <u>Dates</u> |
|---|--------------|------------------|
| Postdoctoral | _____ | _____ |
| National Institute of Environmental Health Sciences/NIH | _____ | <u>2002-2009</u> |

Board Certification: _____ Date: _____
 Licensure: _____ Date: _____

Faculty appointments: (*Begin with initial appointment*)

| <u>Years</u> | <u>Rank</u> | <u>Institution</u> | <u>Department</u> |
|------------------|----------------------------|--------------------|-----------------------|
| <u>2009-2016</u> | <u>Assistant Professor</u> | <u>MUSC</u> | <u>Drug Discovery</u> |
| <u>2016-2021</u> | <u>Associate Professor</u> | <u>MUSC</u> | <u>Drug Discovery</u> |
| _____ | _____ | _____ | _____ |
| _____ | _____ | _____ | _____ |
| _____ | _____ | _____ | _____ |

Total Number of Publications in peer-reviewed journals: 34

First Appointment to MUSC: Rank Assistant Professor Date: 04/06/2009

Medical University of South Carolina
College of Pharmacy
ABBREVIATED CURRICULUM VITAE

Name: _____
Gooz
Last Monika
First _____
Middle

Citizenship and/or Visa Status: USA/
Hungary
dual citizen

Office Address: 70 President St, DD507 **Telephone:** (843) 876-2363

Education: (*Baccalaureate and above*)

| <u>Institution</u> | <u>Years attended</u> | <u>Degree/Date</u> | <u>Field of Study</u> |
|---|-----------------------|--------------------|-----------------------|
| Semmelweis University, School of Medicine | 1985-1991 | MD /1991 | Medicine |
| Semmelweis University, School of PhD Studies | 1993-1995 | PhD /2004 | Experimental Medicine |
| | | | |
| | | | |
| | | | |

Graduate Medical Training: (*Chronological*)

| | <u>Place</u> | <u>Dates</u> |
|--------------------------|--------------|--------------|
| Internship N/A | | |

| | <u>Place</u> | <u>Dates</u> |
|---|---|--------------|
| Residencies or Postdoctoral: Research Fellow Budapest, Hungary | Dept. of Anatomy II, Semmelweis Univ. | 1991 |
| Research Fellow Hungary | Hungarian Academy of Sciences, Budapest, | 1995-1998 |
| Postdoctoral Fellow | Dept. of Medicine, Gastroenterology, MUSC | 1998-2001 |
| Postdoctoral Fellow | Dept. of Medicine, Rheumatology, MUSC | 2001-2002 |
| Postdoctoral Fellow | Dept. of Medicine, Nephrology, MUSC | 2002-2004 |

Board Certification: N/A **Date:** _____

Licensure: N/A **Date:** _____

Faculty appointments: (*Begin with initial appointment*)

| <u>Years</u> | <u>Rank</u> | <u>Institution</u> | <u>Department</u> |
|--------------|----------------------|--------------------|---------------------|
| 2004-2006 | Instructor | MUSC | Medicine/Nephrology |
| 2006-2010 | Assistant Professor | MUSC | Medicine/Nephrology |
| 2010-2015 | Associate Professor | MUSC | Medicine/Nephrology |
| 2015-2021 | Res. Associate Prof. | MUSC | DDBS |

Medical University of South Carolina

College of Pharmacy

ABBREVIATED CURRICULUM VITAE

Total Number of Publications in peer-reviewed journals: 52 articles;
120
abstracts

First Appointment to MUSC: Rank Instructor **Date:** 2004

Medical University of South Carolina

College of Pharmacy

ABBREVIATED CURRICULUM VITAE

First Appointment to MUSC: Rank

Research Assistant

Date: 1996-1998

Eileen Conaway, DO
Abbreviated Curriculum Vitae V1
Affiliate Associate Professor
conawaye@musc.edu

Degrees

2010 D.O., Osteopathic Medicine, Edward Via Virginia College of Osteopathic Medicine
2004 B.A., English Literature, University of Virginia

Post-Graduate Training

Residency, Florida Hospital – East Orlando (FHEO), Integrated Family Medicine/Neuromusculoskeletal Medicine, July 2010, June 2014

Certifications

IBCLC – International Board-Certified Lactation Consultant , Type of Certification: Board Certification , Certification Number: N/A, Effective Date: 2021, Expiration Date (if none, see note above): 2024
AOBNMM, Type of Certification: Board Certification , Specialty: Neuromusculoskeletal Medicine , Certification Number: N/A, Effective Date: 2021, Expiration Date (if none, see note above): 2024
AOBFP , Type of Certification: Board Certification , Specialty: Family Medicine and OMT, Certification Number: N/A, Effective Date: 2021

Professional Licensures

South Carolina Medical License, Month / Year Originally Conferred: Ongoing, Month/Year Expires: June 2023, 83430
Florida Medical License, Month / Year Originally Conferred: Ongoing, Month/Year Expires: March 2022, OS11407

MUSC Rank and Promotion History

| Faculty Rank | Institution | College | Department | Division | Effective Start Date of Rank | Effective End Date of Rank |
|-------------------------------|--------------------------------------|---------------------|-----------------|----------|------------------------------|----------------------------|
| Affiliate Associate Professor | Medical University of South Carolina | College of Medicine | Family Medicine | | 2021-09-01 | 2024-06-30 |

Non-MUSC Rank and Promotion History

| Faculty Rank | Institution/Organization | College | Department | Division | Effective Start Date of Rank | Effective End Date of Rank |
|--------------|--------------------------|---------|------------|----------|------------------------------|----------------------------|
|--------------|--------------------------|---------|------------|----------|------------------------------|----------------------------|

MEDICAL UNIVERSITY OF SOUTH CAROLINA
ACADEMIC AFFAIRS FACULTY
ABBREVIATED CURRICULUM VITAE

Date: 04/21/2021

Name: Heltzel Carl Edward
Last First Middle

Citizenship and/or Visa Status: US Citizen

Office Address: 102 Bobolink Drive Telephone: 864-634-4495
Seneca, SC 29672

Education: (Baccalaureate and above)

| <u>Institution</u> | <u>Years attended</u> | <u>Degree/Date</u> | <u>Field of Study</u> |
|--|-------------------------|--------------------|---|
| <u>University of Hawaii, Manoa</u> | <u>1993-1995</u> | <u>Postdoc</u> | <u>Anticancer drugs from marine organisms</u> |
| <u>Virginia Polytechnic Institute and State University</u> | <u>1989-1993</u> | <u>PhD/12.1993</u> | <u>Organic chemistry</u> |
| <u>Radford University</u> | <u>1979-83, '88-'89</u> | <u>BS/05.1989</u> | <u>Chemistry/math minor</u> |

| <u>Internship</u> | <u>Place</u> | <u>Dates</u> |
|-------------------|--------------|--------------|
| <u>NA</u> | | |

Faculty appointments: (Begin with initial appointment)

| <u>Years</u> | <u>Rank</u> | <u>Institution</u> | <u>Department</u> |
|------------------|----------------------------|---------------------------------|--------------------------------|
| <u>1997-2002</u> | <u>Assistant Professor</u> | <u>Transylvania University</u> | <u>Chemistry</u> |
| <u>2002-2005</u> | <u>Associate Professor</u> | <u>Transylvania University</u> | <u>Chemistry</u> |
| <u>2003-2005</u> | <u>Moosnick Professor</u> | <u>Transylvania University</u> | <u>Chemistry</u> |
| <u>2010-2012</u> | <u>Lecturer</u> | <u>Clemson University</u> | <u>Chemistry</u> |
| <u>2020-</u> | <u>Adjunct faculty</u> | <u>Mercer University</u> | <u>Chemistry</u> |
| <u>2020-</u> | <u>Adjunct faculty</u> | <u>Athens Technical College</u> | <u>Health and Human Safety</u> |

First Appointment to MUSC: Rank _____ Date: _____

Peter J Carek, MD
Abbreviated Curriculum Vitae V1
 Professor
 carekpj@musc.edu

Degrees

- 1992 M.S., Human Performance and Sports Medicine, University of Tennessee - Knoxville, Tennessee, United States
- 1987 B.A., Pre-Professional Studies, Clemson University, South Carolina, United States
 M.D., Family Medicine, Medical University of South Carolina, South Carolina, United States

Post-Graduate Training

- International Leadership Development Program for Physicians, Harvard T. H. Chan School of Public Health., Public Health, May 2019, May 2019
- Post-Doctorate, Medical University of South Carolina, Family Medicine Internship/Residency, September 1987, September 1990
- Post-Doctorate, Ohio Physical Therapy and Sports Medicine Clinic, Primary Care Sports Fellow, September 1990, September 1991
- Post-Doctorate, University of Tennessee Medical Center at Knoxville, Fellow in Sports and Occupational Medicine, September 1991, September 1992

Certifications

- Special Competency in Sports Medicine, American Academy of Sports Physicians, Effective Date: 1991
- Diplomate, American Board of Family Medicine, Effective Date: 1990-2016
- Diplomate of the National Board of Medical Examiners, Effective Date: 1988
- Certificate of Added Qualifications in Sports Medicine, American Board of Family Medicine, Effective Date: 1995-2014
- Basic Life Support (Provider)
- Advanced Trauma Life Support (Provider)
- Advanced Cardiac Life Support (Instructor)

Professional Licensures

- Tennessee
- South Carolina #14039
- Ohio

MUSC Rank and Promotion History

| Faculty Rank | Institution | College | Department | Division | Effective Start Date of Rank | Effective End Date of Rank |
|------------------------------|--------------------------------------|---------------------|-----------------|----------|------------------------------|----------------------------|
| Clinical Instructor | Medical University of South Carolina | College of Medicine | Family Medicine | | 1991-07-01 | 1992-06-30 |
| Assistant Professor | Medical University of South Carolina | College of Medicine | Family Medicine | | 1992-07-01 | 1994-06-30 |
| Clinical Assistant Professor | Medical University of South Carolina | College of Medicine | Family Medicine | | 1994-07-01 | 1995-01-31 |
| Assistant Professor | Medical University of South Carolina | College of Medicine | Family Medicine | | 1995-02-01 | 1999-06-30 |

| | | | | | | |
|---------------------|--------------------------------------|---------------------|-----------------|------------------------------|------------|------------|
| Associate Professor | Medical University of South Carolina | College of Medicine | Family Medicine | | 1999-07-01 | 2005-06-30 |
| Professor | Medical University of South Carolina | College of Medicine | Family Medicine | | 2005-07-01 | 2013-10-27 |
| Professor | Medical University of South Carolina | College of Medicine | Pediatrics | Pediatric Emergency Medicine | 2013-01-01 | 2013-10-27 |
| Professor | Medical University of South Carolina | College of Medicine | Family Medicine | | 2021-08-01 | |

Non-MUSC Rank and Promotion History

| Faculty Rank | Institution/Organization | College | Department | Division | Effective Start Date of Rank | Effective End Date of Rank |
|-----------------------|---|---------|------------|----------|------------------------------|----------------------------|
| Professor with Tenure | University of Florida College of Medicine | | | | 2013 | 2021 |
| Professor | University of Florida Graduate School | | | | 2015 | 2021 |
| Professor | University of Florida College of Medicine | | | | 2017 | 2021 |

Kevin S Hughes, MD
Abbreviated Curriculum Vitae V1
 Professor
 hughekev@musc.edu

Degrees

1979 M.D., Medicine, Dartmouth Medical School
 1976 B.A., Chemistry, Dartmouth College

Post-Graduate Training

Fellowship, National Cancer Institute, Surgical Oncology, July 1984, June 1986
 Residency, Mercy Hospital, , General Surgery, July 1979, June 1984

Certifications

American Board of Surgery , Type of Certification: Board Certification , Certification Number: NA, Effective Date: 1985
 American Board of Surgery, Type of Certification: Board Certification , Certification Number: NA, Effective Date: 2009

Professional Licensures

Massachusetts Medical License, Month / Year Originally Conferred: January 1988

MUSC Rank and Promotion History

| Faculty Rank | Institution | College | Department | Division | Effective Start Date of Rank | Effective End Date of Rank |
|--------------|--------------------------------------|---------------------|------------|--------------------|------------------------------|----------------------------|
| Professor | Medical University of South Carolina | College of Medicine | Surgery | Transplant Surgery | 2021-10-01 | |

Non-MUSC Rank and Promotion History

| Faculty Rank | Institution/Organization | College | Department | Division | Effective Start Date of Rank | Effective End Date of Rank |
|---------------------|--|---------|------------|----------|------------------------------|----------------------------|
| Assistant Professor | Brown University | | Surgery | | 1986 | |
| Assistant Professor | University of California | | Surgery | | 1987 | 1988 |
| Clinical Instructor | Harvard Medical School (Thru Lahey Clinic) | | Surgery | | 1989 | 1999 |
| Assistant Professor | Tufts University (Thru Lahey Clinic) | | | | 2000 | 2008 |
| Associate Professor | Harvard Medical School | | Surgery | | 2018 | |

Medical University of South Carolina
COLLEGE OF DENTAL MEDICINE
ABBREVIATED CURRICULUM VITAE

Date: 08.23.2021

Name: Maddi Abhiram _____
Last First Middle

Citizenship and/or Visa Status: US Citizen

Office Address: 250 Squire Hall, 3435 Main Street Telephone: 7161-829-6182
Buffalo, NY 14214

Education: (Baccalaureate and above)

| <u>Institution</u> | <u>Years Attended</u> | <u>Degree/Date</u> | <u>Field of Study</u> |
|---|-----------------------|--------------------|---|
| <u>Manipal College of Dental Sciences</u> | <u>5</u> | <u>BDS/08.2002</u> | <u>Dentistry</u> |
| <u>National University of Singapore</u> | <u>3</u> | <u>MSc</u> | <u>Oral & Maxillofacial Surgery</u> |
| <u>University at Buffalo</u> | <u>4</u> | <u>PhD</u> | <u>Oral Biology</u> |
| <u>University at Buffalo</u> | <u>3</u> | <u>Certificate</u> | <u>Periodontics</u> |

Graduate Medical Training: (Chronological)

| <u>Place</u> | <u>Dates</u> |
|--|-----------------------------------|
| <u>Manipal College of Dental Sciences</u> <u>Mangalore, KA, India</u> | <u>07.2001-</u> <u>08.2002</u> |
| _____ | _____ |
| _____ | _____ |

| <u>Place</u> | <u>Dates</u> |
|--|--------------------|
| <u>Post-doctoral Research (Part-time)</u> <u>Free Lab, Biological Sciences, University at Buffalo</u> | <u>07.10-12.11</u> |
| <u>ost-doctoral Research (Part-time)</u> <u>Scannapieco Lab, Oral Biology, University at Buffalo</u> | <u>01.12-06.13</u> |
| _____ | _____ |
| _____ | _____ |

| | |
|--|-------------------|
| Board Certification: <u>NBDE Part I</u> | <u>Date: 2012</u> |
| <u>NBDE Part II</u> | <u>Date: 2012</u> |
| <u>American Board of Periodontology</u> | <u>Date:</u> |

| | |
|---|------------------------|
| Licensure: <u>Dental Faculty License</u> | <u>Date: 12.01.13-</u> |
| _____ | <u>Date:</u> |
| _____ | <u>Date:</u> |
| _____ | <u>Date:</u> |

Faculty appointments: (Begin with initial appointment)

| <u>Years</u> | <u>Rank</u> | <u>Institution</u> | <u>Department</u> |
|--------------|------------------------------------|---|---|
| <u>7</u> | <u>Assistant Professor</u> | <u>University at Buffalo</u> | <u>Periodontics & Endodontics</u> |
| <u>7</u> | <u>Adjunct Assistant Professor</u> | <u>University at Buffalo</u> | <u>Oral Biology</u> |
| <u>2</u> | <u>Associate Professor</u> | <u>University at Buffalo</u> | <u>Periodontics & Endodontics</u> |
| <u>2</u> | <u>Adjunct Associate Professor</u> | <u>University at Buffalo</u> | <u>Oral Biology</u> |
| <u>3</u> | <u>Adjunct Assistant Professor</u> | <u>Manipal University, Mangalore, India</u> | <u>Manipal College of Dental Sciences</u> |
| <u>1</u> | <u>Adjunct Associate Professor</u> | <u>Manipal University, Mangalore, India</u> | <u>Manipal College of Dental Sciences</u> |
| _____ | _____ | _____ | _____ |
| _____ | _____ | _____ | _____ |



Medical University of South Carolina
COLLEGE OF HEALTH PROFESSIONS
ABBREVIATED CURRICULUM VITAE

Date: 09/08/2021

Name: Brotherton Sandra Suit
Last First Middle

Citizenship and/or Visa Status: US citizen

Office Address: 151 Rutledge Ave, B307 Telephone: 843-792-2930
Charleston, SC 29425

Education: *(Baccalaureate and above)*

| <u>Institution</u> | <u>Years Attended</u> | <u>Degree/Date</u> | <u>Field of Study</u> |
|---|-----------------------|--------------------|-------------------------|
| <u>University of North Carolina - Chapel Hill</u> | <u>1974-1978</u> | <u>BS 08/1978</u> | <u>Physical Therapy</u> |
| <u>Medical University of South Carolina</u> | <u>1989-1991</u> | <u>MHS 05/1991</u> | <u>Health Science</u> |
| <u>University of South Carolina - Columbia</u> | <u>1999-2000</u> | <u>Certificate</u> | <u>Gerontology</u> |
| <u>University of South Carolina - Columbia</u> | <u>1995-2002</u> | <u>PhD 12/2002</u> | <u>Exercise Science</u> |

Graduate Medical Training: *(Chronological)*

| | <u>Place</u> | <u>Dates</u> |
|-------------------|--------------|--------------|
| Internship | | |
| | | |
| | | |

| | <u>Place</u> | <u>Dates</u> |
|-------------------------------------|--------------|--------------|
| Residencies or Postdoctoral: | | |
| | | |
| | | |

Board Certification: _____ Date: _____
Date: _____
Licensure: Physical Therapist License #492 Date: 10/1978-
Date: present

Faculty appointments: *(Begin with initial appointment)*

| <u>Years</u> | <u>Rank</u> | <u>Institution</u> | <u>Department</u> |
|------------------|----------------------------|--------------------|----------------------------|
| <u>1990-1993</u> | <u>Instructor</u> | <u>MUSC</u> | <u>Division of PT, CHP</u> |
| <u>1993-2005</u> | <u>Assistant Professor</u> | <u>MUSC</u> | <u>Division of PT, CHP</u> |
| <u>2005-2012</u> | <u>Associate Professor</u> | <u>MUSC</u> | <u>Division of PT, CHP</u> |
| <u>2012-2021</u> | <u>Professor</u> | <u>MUSC</u> | <u>Division of PT, CHP</u> |

First Appointment to MUSC: Rank Instructor Date: 01/1990

Debbie Chatman Bryant, DNP, RN, FAAN
Abbreviated Curriculum Vitae V1
 Clinical Associate Professor
 843-792-1302
 bryantdc@musc.edu

Degrees

2011 D.N.P., Nursing, Medical University of South Carolina, South Carolina, United States
 2002 B.S., Nursing, Medical University of South Carolina, South Carolina, United States
 M.S., Nursing Administration, Medical University of South Carolina, South Carolina, United States
 1996 A.D.N., Nursing, Armstrong Atlantic State University, Georgia, United States

Post-Graduate Training

No activities entered.

Certifications

The Management Academy of Public Health Certification, Effective Date: 2005
 Polarity Thinking and Polarity Mapping Certification, The Riley Center at the College of Charleston, Charleston, SC, Effective Date: 2016
 Patient Navigation Certification, Effective Date: 2006
 Coaching for Greater Effectiveness, Center for Creative Leadership, Effective Date: 2016
 Certified Facilitator 360 Assessments, Effective Date: 2015

Professional Licensures

Registered Nurse State of Carolina, R75570

MUSC Rank and Promotion History

| Faculty Rank | Institution | College | Department | Division | Effective Start Date of Rank | Effective End Date of Rank |
|------------------------------|--------------------------------------|---------------------|--|----------|------------------------------|----------------------------|
| Research Instructor | Medical University of South Carolina | College of Medicine | Otolaryngology - Head and Neck Surgery | | 2002-08-15 | 2005-11-30 |
| Clinical Instructor | Medical University of South Carolina | College of Nursing | Office of Research | | 2005-12-01 | 2013-06-30 |
| Clinical Assistant Professor | Medical University of South Carolina | College of Nursing | Office of Research | | 2013-07-01 | 2017-04-30 |
| Associate Professor | Medical University of South Carolina | College of Nursing | Office of the Dean | | 2017-05-01 | 2021-08-31 |
| Clinical Associate Professor | Medical University of South Carolina | College of Nursing | Department of Nursing | | 2021-09-01 | |

Non-MUSC Rank and Promotion History

| Faculty Rank | Institution/Organization | College | Department | Division | Effective Start Date of Rank | Effective End Date of Rank |
|--------------|--------------------------|---------|------------|----------|------------------------------|----------------------------|
|--------------|--------------------------|---------|------------|----------|------------------------------|----------------------------|

Cephus E. Simmons Sr, PhD, RRA
Abbreviated Curriculum Vitae V1
 Clinical Associate Professor
 843-792-2168
 simmonce@musc.edu

Degrees

2019 Ph.D., Health Sciences, Trident University International, California, United States
 2012 M.S., Radiological Sciences, University of North Carolina Medical School, North Carolina, United States
 1994 B.S., Biology, Francis Marion University, Florence, South Carolina, United States

Post-Graduate Training

No activities entered.

Certifications

No activities entered.

Professional Licensures

No activities entered.

MUSC Rank and Promotion History

| Faculty Rank | Institution | College | Department | Division | Effective Start Date of Rank | Effective End Date of Rank |
|------------------------------|--------------------------------------|---------------------|------------------------------------|----------|------------------------------|----------------------------|
| Clinical Instructor | Medical University of South Carolina | College of Medicine | Radiology and Radiological Science | | 2007-11-01 | 2013-06-30 |
| Clinical Assistant Professor | Medical University of South Carolina | College of Medicine | Radiology and Radiological Science | | 2013-07-01 | 2020-06-30 |
| Clinical Associate Professor | Medical University of South Carolina | College of Medicine | Radiology and Radiological Science | | 2020-07-01 | 2021-08-31 |
| Clinical Professor | Medical University of South Carolina | College of Medicine | Radiology and Radiological Science | | 2021-09-01 | |

Non-MUSC Rank and Promotion History

| Faculty Rank | Institution/Organization | College | Department | Division | Effective Start Date of Rank | Effective End Date of Rank |
|--------------|--------------------------|---------|------------|----------|------------------------------|----------------------------|
|--------------|--------------------------|---------|------------|----------|------------------------------|----------------------------|



Medical University of South Carolina
COLLEGE OF HEALTH PROFESSIONS
ABBREVIATED CURRICULUM VITAE

Date: September 8, 2021

Name: Wise Holly Porter
Last First Middle

Citizenship and/or Visa Status: USA

Office Address: 151 Rutledge Avenue B312 Telephone: 843.792.4051
MSC 962, Charleston, SC 29425-9620

Education: *(Baccalaureate and above)*

| <u>Institution</u> | <u>Years Attended</u> | <u>Degree/Date</u> | <u>Field of Study</u> |
|--|-----------------------|---------------------|---------------------------------|
| <u>Wake Forest University</u> | <u>1971-1975</u> | <u>BA May 1975</u> | <u>Biology</u> |
| <u>Duke University</u> | <u>1975-1977</u> | <u>MS May 1977</u> | <u>Physical Therapy</u> |
| <u>University of Miami, Coral Gables, FL</u> | <u>1981-1984</u> | <u>PhD May 1984</u> | <u>Higher Ed Administration</u> |
| _____ | _____ | _____ | _____ |
| _____ | _____ | _____ | _____ |

Graduate Medical Training: *(Chronological)*.

| | <u>Place</u> | <u>Dates</u> |
|-------------------|--------------|--------------|
| Internship | _____ | _____ |
| | _____ | _____ |
| | _____ | _____ |

| | <u>Place</u> | <u>Dates</u> |
|-------------------------------------|--------------|--------------|
| Residencies or Postdoctoral: | _____ | _____ |
| | _____ | _____ |
| | _____ | _____ |

Board Certification: _____

Licensure: SC Board of Physical Therapy #407 Date: 1977-1979, 1997-present
FL Board of Physical Therapy #2501 Date: 1979-1997

Faculty appointments: *(Begin with initial appointment)*

| <u>Years</u> | <u>Rank</u> | <u>Institution</u> | <u>Department</u> |
|---------------------|-------------------------------------|---|--------------------------------|
| <u>1981-1984</u> | <u>Assistant Professor</u> | <u>University of Miami</u> | <u>Allied Professions</u> |
| <u>1984-1985</u> | <u>Visiting Assistant Professor</u> | <u>Florida International University</u> | <u>Physical Therapy</u> |
| <u>1998-2005</u> | <u>Assistant Professor</u> | <u>Medical University of SC</u> | <u>Rehabilitation Sciences</u> |
| <u>2005-2012</u> | <u>Associate Professor</u> | <u>Medical University of SC</u> | <u>Health Professions</u> |
| <u>2012-Present</u> | <u>Professor</u> | <u>Medical University of SC</u> | <u>Rehabilitation Sciences</u> |

First Appointment to MUSC: Rank Assistant Professor Date: 1998

Medical University of South Carolina

College Of Medicine

ABBREVIATED CURRICULUM VITAE

Name: Carol Feghali-Bostwick, Ph.D.

Date: 7/27/2021

Citizenship and/or Visa Status:

Office Address: 96 Jonathan Lucas Street Suite 912, Charleston, SC, 29425 Telephone: 843-876-2315

Education: (*Baccalaureate and above*)

| <u>Year Earned</u> | <u>Institution</u> | <u>Degree</u> | <u>Field of Study</u> |
|--------------------|-------------------------------|---------------|-----------------------------|
| 1985 | American University of Beirut | B.S. | Biology |
| 1988 | American University of Beirut | M.S. | Microbiology |
| 1992 | Tulane University | Ph.D. | Microbiology and Immunology |

Graduate Medical Training: (*Chronological*)

| <u>Residencies or Postdoctoral</u> | <u>Place</u> | <u>Dates</u> |
|------------------------------------|--|--------------|
| Post-doctoral research fellow | University of Pittsburgh, Department of Medicine | 1993 - 1996 |

Board Certification:

Licensure:

Faculty Appointments:

| <u>Years</u> | <u>Rank</u> | <u>Institution</u> | <u>Department</u> |
|----------------|---|--------------------------------------|--|
| 1986 - 1988 | Laboratory Instructor and Coordinator | American University of Beirut | Biology Department |
| 1987 - 1988 | Science Instructor | Greater Beirut Evangelical School | Division of School, Beirut, Lebanon |
| 1989 - 1991 | Tutor for Medical Microbiology | Tulane Medical School | Microbiology & Immunology |
| 1990 - 1991 | Laboratory Assistant | Tulane University Hospital | Microbiology |
| 1991 - 1992 | Tutor, Comprehensive Medical Review Program for Medical Students, Graduates, and Foreign Medical Graduates. | Tulane Medical School | Student Services and MEdREP |
| 1993 - 1996 | Post-Doctoral Research Fellow | University of Pittsburgh | Medicine Division of Division of Rheumatology |
| 1996 - 1999 | Research Instructor | University of Pittsburgh | Medicine |
| 1999 - 2002 | Research Assistant Professor | University of Pittsburgh | Medicine Medicine Medicine |
| 2002 - 2009 | Assistant Professor | University of Pittsburgh | Medicine Division of Pulmonary, Allergy, and Critical Care Medicine |
| 2003 - 2010 | Assistant Professor | University of Pittsburgh | Pathology |
| 2009 - 2013 | Associate Professor | University of Pittsburgh | Center for Translational Science |
| 2010 - 2013 | Associate Professor with tenure | University of Pittsburgh | Medicine |
| 2010 - 2013 | Associate Professor with tenure | University of Pittsburgh | Pathology |
| 2011 - 2013 | Director, Translational Track | University of Pittsburgh | CTSI Translational Research Track Program |
| 2013 - Present | Professor | Medical University of South Carolina | Medicine Division of Rheumatology |
| 2013 - Present | Professor | Medical University of South Carolina | Regenerative Medicine and Cell Biology |

First Appointment to MUSC:

Rank: Professor

Date: 2013

Medical University of South Carolina

College Of Medicine

ABBREVIATED CURRICULUM VITAE

Name: Patrick A. Flume, M.D.

Date: 7/27/2021

Citizenship and/or Visa Status:

Office Address: 96 Jonathan Lucas Street C.S.B. Suite 812 MSC 630,
Charleston, SC, 29425

Telephone: (843) 792-9219

Education: (*Baccalaureate and above*)

| <u>Year Earned</u> | <u>Institution</u> | <u>Degree</u> | <u>Field of Study</u> |
|--------------------|--|---------------|-----------------------|
| 1983 | University of Washington | B.A. | English |
| 1987 | University of Texas Health Science Center, San Antonio | M.D. | Medicine |

Graduate Medical Training: (*Chronological*)

| <u>Internship</u> | <u>Place</u> | <u>Dates</u> |
|---|--------------------------|-------------------|
| Intern in Internal Medicine | UTHSCSA, San Antonio, TX | 07/1987 - 07/1988 |
| Masters of Science Evaluative Clinical Sciences | Dartmouth College | 1994 - 1996 |

| <u>Residencies or Postdoctoral</u> | <u>Place</u> | <u>Dates</u> |
|--|-------------------------------|-------------------|
| Resident in Internal Medicine | UTHSCSA, San Antonio, TX | 07/1988 - 07/1990 |
| Fellow in Pulmonary and Critical Care Medicine | University of North Carolina, | 07/1990 - 07/1993 |

Board Certification:

| | |
|---|---------------|
| American Board of Internal Medicine | Date: 07/1990 |
| American Board of Internal Medicine, Pulmonary Diseases | Date: 07/1992 |
| American Board of Internal Medicine, Critical Care Medicine | Date: 07/1993 |

Licensure:

| | |
|----------------|---------------|
| Texas | Date: 07/1988 |
| North Carolina | Date: 07/1990 |
| South Carolina | Date: 07/1993 |

Faculty Appointments:

| <u>Years</u> | <u>Rank</u> | <u>Institution</u> | <u>Department</u> |
|----------------|---------------------|--------------------------------------|---|
| 1993 - 1998 | Assistant Professor | Medical University of South Carolina | Medicine |
| 1996 - 1998 | Assistant Professor | Medical University of South Carolina | Pediatrics |
| 1998 - 2006 | Associate Professor | Medical University of South Carolina | Pediatrics |
| 1998 - 2006 | Associate Professor | Medical University of South Carolina | Medicine Division of Pulmonary Pediatrics |
| 2006 - Present | Professor | Medical University of South Carolina | Division of Pediatric Pulmonary and Sleep Medicine |
| 2006 - Present | Professor | Medical University of South Carolina | Medicine Division of Pulmonary |
| 2011 - Present | Full Member | Medical University of South Carolina | College of Graduate Studies |

First Appointment to MUSC:

Rank: Assistant Professor

Date: 1993

Medical University of South Carolina

College Of Medicine

ABBREVIATED CURRICULUM VITAE

Name: Leonie L Gordon, M.B.Ch.B.

Date: 7/27/2021

Citizenship and/or Visa Status:

Office Address: 96 Jonathan Lucas, MSC 323, Charleston, SC, 29425, USA Telephone: (843) 792-3269

Education: *(Baccalaureate and above)*

| <u>Year Earned</u> | <u>Institution</u> | <u>Degree</u> | <u>Field of Study</u> |
|--------------------|-------------------------|---------------|-----------------------|
| 1973 | University of Cape Town | M.B.,Ch.B. | Medicine |

Graduate Medical Training: *(Chronological)*

| <u>Internship</u> | <u>Place</u> | <u>Dates</u> |
|-------------------|------------------------|--------------|
| Internship | Groote Schuur Hospital | 1973 - 1974 |

| <u>Residencies or Postdoctoral</u> | <u>Place</u> | <u>Dates</u> |
|------------------------------------|--------------------------------------|--------------|
| Medical Officer | Somerset Hospital | 1975 - 1976 |
| Fellow-Endocrinology | Medical University of South Carolina | 1977 - 1979 |
| Resident - Nuclear Medicine | Medical University of South Carolina | 1979 - 1981 |

Board Certification:

American Board of Nuclear Medicine Date: 07/1981

International Society of Bone Densitometry Date: 07/2009

Licensure:

South Carolina Medical License Date: 08/1978

Faculty Appointments:

| <u>Years</u> | <u>Rank</u> | <u>Institution</u> | <u>Department</u> |
|-------------------|---|--------------------------------------|------------------------------------|
| 1981 - 1988 | Assistant Professor | Medical University of South Carolina | Radiology and Radiological Science |
| 1988 - 1995 | Associate Professor | Medical University of South Carolina | Radiology and Radiological Science |
| 1995 - Present | Professor | Medical University of South Carolina | Radiology and Radiological Science |
| 07/2004 - Present | Residency Program Director | Medical University of South Carolina | Radiology |
| 03/2011 - 09/2014 | Associate Dean for Faculty Affairs and Faculty Development | Medical University of South Carolina | College of Medicine |
| 07/2013 - Present | Associate Dean for Graduate Education and Faculty Development | Medical University of South Carolina | College of Medicine |
| 09/2014 - Present | Senior Associate Dean for Faculty Affairs and Development | Medical University of South Carolina | College of Medicine |
| 07/2015 - Present | Vice Chair of Education | Medical University of South Carolina | Radiology |

First Appointment to MUSC:

Rank:

Date:

Medical University of South Carolina

College Of Medicine

ABBREVIATED CURRICULUM VITAE

Name: John M. Kratz, M.D.

Date: 7/27/2021

Citizenship and/or Visa Status: USA

Office Address: 25 Courtenay Drive MSC 295 ART 7029, Charleston, SC, 29425, USA Telephone: 843 876 4841

Education: (*Baccalaureate and above*)

| <u>Year Earned</u> | <u>Institution</u> | <u>Degree</u> | <u>Field of Study</u> |
|--------------------|--------------------|---------------|-----------------------|
| 1968 | Indiana University | B.A. | Chemistry |
| 1972 | Indiana University | M.D. | |

Graduate Medical Training: (*Chronological*)

| <u>Internship</u> | <u>Place</u> | <u>Dates</u> |
|-------------------|--------------------------------------|-------------------|
| Intern - Surgery | Medical University of South Carolina | 07/1972 - 06/1973 |

| <u>Residencies or Postdoctoral</u> | <u>Place</u> | <u>Dates</u> |
|------------------------------------|--------------------------------------|-------------------|
| Resident - Surgery | Medical University of South Carolina | 07/1973 - 06/1977 |
| Resident - Thoracic Surgery | Medical University of South Carolina | 07/1977 - 06/1979 |

Board Certification:

| | |
|--------------------------------|------------------|
| Amer Board of Thoracic Surgery | Date: 03/23/1980 |
| ABS Recertification | Date: 10/20/2000 |
| ABS Recertification | Date: 10/21/1988 |
| American Board of Surgery | Date: 10/30/1978 |
| ABTS Recertification | Date: 12/31/1990 |
| ABTS Recertification | Date: 12/31/1999 |
| ABTS Recertification | Date: 12/31/2010 |

Licensure:

| | |
|--------------------------------|---------------|
| South Carolina Medical License | Date: 07/1973 |
|--------------------------------|---------------|

Faculty Appointments:

| <u>Years</u> | <u>Rank</u> | <u>Institution</u> | <u>Department</u> |
|----------------|---------------------|--------------------------------------|---|
| 1979 - 1984 | Assistant Professor | Medical University of South Carolina | Surgery Division of Cardiothoracic Surgery |
| 1984 - 1993 | Associate Professor | Medical University of South Carolina | Surgery |
| 1993 - Present | Professor | Medical University of South Carolina | Surgery Division of Cardiothoracic Surgery |

First Appointment to MUSC:

Rank: Assistant Professor

Date: 1979

Medical University of South Carolina

College Of Medicine

ABBREVIATED CURRICULUM VITAE

Name: Gerard A. Silvestri, M.D., M.S.

Date: 7/27/2021

Citizenship and/or Visa Status:

Office Address: 96 Jonathan Lucas Street Suite 816 CSB MSC 630,
Charleston, SC, 29425, US

Telephone: 843-792-3167

Education: (*Baccalaureate and above*)

| <u>Year Earned</u> | <u>Institution</u> | <u>Degree</u> | <u>Field of Study</u> |
|--------------------|---------------------------------|---------------|------------------------------|
| 1983 | Fairleigh Dickinson University | B.S. | Biology |
| 1987 | St. Georges Unviersity, Grenada | M.D. | Medicine |
| 1995 | Dartmouth College | M.S. | Evaluative Clinical Sciences |

Graduate Medical Training: (*Chronological*)

| <u>Internship</u> | <u>Place</u> | <u>Dates</u> |
|---|---|--------------|
| Internship, Department of Medicine | Hospital of St. Raphael, Yale University School of Medicine | 1987 - 1988 |
| Masters of Science Evaluative Clinical Sciences | Dartmouth College | 1994 - 1996 |

| <u>Residencies or Postdoctoral</u> | <u>Place</u> | <u>Dates</u> |
|--|--|--------------|
| Residency, Department of Medicine | Hospital of St. Raphael, Yale University School of Medicine | 1988 - 1990 |
| Fellowship in Pulmonary and Critical Care Medicine | Dartmouth Hitchcock Medical Center, Dartmouth Medical School | 1990 - 1993 |

Board Certification:

| | |
|---|---------------|
| American Board of Internal Medicine | Date: 07/1990 |
| ABIM - Subspecialty, Pulmonary Disease | Date: 07/1992 |
| ABIM - Subspecialty, Critical Care Medicine | Date: 07/1993 |
| American Board of Internal Medicine | Date: 07/2004 |

Licensure:

| | |
|----------------|--------------------|
| Connecticut | Date: 1989-1990 |
| Vermont | Date: 1991-1993 |
| South Carolina | Date: 1993-Current |

Faculty Appointments:

| <u>Years</u> | <u>Rank</u> | <u>Institution</u> | <u>Department</u> |
|----------------|---------------------|--------------------------------------|-----------------------------------|
| 1993 - 1998 | Assistant Professor | Medical University of South Carolina | Medicine |
| 1998 - 2006 | Associate Professor | Medical University of South Carolina | Medicine Division of Pulmonary |
| 2006 - Present | Professor | Medical University of South Carolina | Medicine Division of Pulmonary |
| 2006 - Present | Full Member | Medical University of South Carolina | College of Graduate Studies |
| 2015 - Present | Professor | Medical University of South Carolina | Public Health Sciences |

First Appointment to MUSC: Rank: Assistant Professor

Date: 1993

MEDICAL UNIVERSITY OF SOUTH CAROLINA
ACADEMIC AFFAIRS FACULTY
ABBREVIATED CURRICULUM VITAE

Date: _____

Name: _____ Fleming _____ B. DaNine _____ J. _____
Last First Middle

Citizenship and/or Visa Status: USA

Office Address: 169 Ashley Avenue Main Hospital NT 250 Telephone: 843-792-7147
Charleston, SC 29425-5020

Education: (Baccalaureate and above)

| <u>Institution</u> | <u>Years attended</u> | <u>Degree/Date</u> | <u>Field of Study</u> |
|--|-----------------------|--------------------|-------------------------------------|
| <u>Clafin University</u> | <u>1992-1996</u> | <u>BS/05/1996</u> | <u>Elementary Education</u> |
| <u>University of Charleston</u> | <u>1996-1997</u> | <u>MEd/12/1997</u> | <u>Early Childhood Education</u> |
| <u>South Carolina State University</u> | <u>1999-2001</u> | <u>EdS/12/2001</u> | <u>Educational Admin/Leadership</u> |
| <u>Youngtown State University</u> | <u>2004-2007</u> | <u>EdD/12/2007</u> | <u>Educational Leadership</u> |
| _____ | _____ | _____ | _____ |
| _____ | _____ | _____ | _____ |

| <u>Internship</u> | <u>Place</u> | <u>Dates</u> |
|-------------------|--------------|--------------|
| _____ | _____ | _____ |
| _____ | _____ | _____ |

Faculty appointments: (Begin with initial appointment)

| <u>Years</u> | <u>Rank</u> | <u>Institution</u> | <u>Department</u> |
|---------------------|----------------------------|---------------------------------|---------------------------------|
| <u>1996-1998</u> | <u>Instructor</u> | <u>College of Charleston</u> | <u>Intercultural Programs</u> |
| <u>1990-2001</u> | <u>Instructor</u> | <u>College of Charleston</u> | <u>Educational Services</u> |
| <u>2004-2006</u> | <u>Instructor</u> | <u>Slippery Rock University</u> | <u>First Year Studies</u> |
| <u>2008-2014</u> | <u>Associate Chair</u> | <u>University of Atlanta</u> | <u>Educational Leadership</u> |
| <u>2008-2015</u> | <u>Assistant Professor</u> | <u>MUSC</u> | <u>Academic Affairs Faculty</u> |
| <u>2016-present</u> | <u>Associate Professor</u> | <u>MUSC</u> | <u>Academic Affairs Faculty</u> |
| _____ | _____ | _____ | _____ |
| _____ | _____ | _____ | _____ |
| _____ | _____ | _____ | _____ |

First Appointment to MUSC: Rank Assistant Professor Date: September 2008

Medical University of South Carolina
 COLLEGE OF HEALTH PROFESSIONS
 ABBREVIATED CURRICULUM VITAE

Date: March 19, 2021

Name: Bowden Mark Goodman
 Last First Middle

Citizenship and/or Visa Status: Citizen

Office Address: 151B Rutledge Ave, MSC 962 Telephone: (843) 792-5036
 Charleston, SC 29425

Education: *(Baccalaureate and above)*

| <u>Institution</u> | <u>Years Attended</u> | <u>Degree/Date</u> | <u>Field of Study</u> |
|------------------------------|-----------------------|--------------------|-------------------------------|
| <u>Duke University</u> | <u>4</u> | <u>BS/1991</u> | <u>Psychology</u> |
| <u>Duke University</u> | <u>2</u> | <u>MS, PT/1995</u> | <u>Physical Therapy</u> |
| <u>University of Florida</u> | <u>5</u> | <u>PhD/2009</u> | <u>Rehabilitation Science</u> |
| | | | |
| | | | |

Graduate Medical Training: *(Chronological)*

| | <u>Place</u> | <u>Dates</u> |
|------------|--------------|--------------|
| Internship | | |
| | | |
| | | |

| Residencies or Postdoctoral: | <u>Place</u> | <u>Dates</u> |
|---|--------------|------------------|
| Fellow, Education Leadership Institute, American Physical Therapy Association | | <u>2013-2014</u> |
| | | |
| | | |

| | | |
|----------------------|---|---------------------------|
| Board Certification: | Assistive Technology Provider. Rehab Engineering Society of North America | Date: <u>2001-2006</u> |
| | Certified Clinical Instructor. American Physical Therapy Association | Date: <u>2001-present</u> |
| Licensure: | Physical Therapy, South Carolina (#6572) | Date: <u>2010-present</u> |
| | | Date: <u> </u> |

Faculty appointments: *(Begin with initial appointment)*

| <u>Years</u> | <u>Rank</u> | <u>Institution</u> | <u>Department</u> |
|---------------------|-------------------------------------|---|---|
| <u>2007-2018</u> | <u>Adjunct Associate Professor</u> | <u>Shenandoah University</u> | <u>Physical Therapy</u> |
| <u>2009-2010</u> | <u>Research Assistant Professor</u> | <u>University of Florida</u> | <u>Physical Therapy</u> |
| <u>2010-2016</u> | <u>Assistant Professor</u> | <u>Medical University of South Carolina</u> | <u>Health Science and Research</u> |
| <u>2016-present</u> | <u>Associate Professor</u> | <u>Medical University of South Carolina</u> | <u>Health Professions (now Rehabilitation Sciences)</u> |
| <u>2018-present</u> | <u>Visiting Professor</u> | <u>Third Affiliate Hospital of Sun Yat-sen University</u> | <u>Guangzhou, China</u> |

First Appointment to MUSC: Rank Assistant Professor Date: July 1, 2010

Medical University of South Carolina
COLLEGE OF HEALTH PROFESSIONS
ABBREVIATED CURRICULUM VITAE

Date: 3/17/2021

Name: Giles Amanda Katherine
Last First Middle

Citizenship and/or Visa Status: US

Office Address: 151B Rutledge Avenue, Room B332, MSC 962 Telephone: 843-792-4102
Charleston SC 29425

Education: *(Baccalaureate and above)*

| <u>Institution</u> | <u>Years Attended</u> | <u>Degree/Date</u> | <u>Field of Study</u> |
|---|-----------------------|--------------------|-----------------------------------|
| <u>University of St. Augustine</u> | <u>2010-2014</u> | <u>OTD/2014</u> | <u>Health Sciences Education</u> |
| <u>Medical University of South Carolina</u> | <u>2000-2003</u> | <u>MSRS/2003</u> | <u>Rehabilitation Science: OT</u> |
| <u>Furman University</u> | <u>1995-1999</u> | <u>BA/1999</u> | <u>Psychology; Philosophy</u> |

Graduate Medical Training: *(Chronological)*

| <u>Internship</u> | <u>Place</u> | <u>Dates</u> |
|---|-------------------------------|--------------|
| <u>Falls Church City Schools, School-Based Practice</u> | <u>Falls Church, VA</u> | <u>2003</u> |
| <u>University of Virginia Health System</u> | <u>Charlottesville, VA</u> | <u>2003</u> |
| <u>John Jane Brain Injury Center/Virginia Neurocare</u> | <u>Charlottesville VA</u> | <u>2002</u> |
| <u>Neuroscience Research Internship (Dr. Naren Banik)</u> | <u>MUSC Clinical Sciences</u> | <u>2002</u> |

Board Certification: National Board Certification of Occupational Therapy (#1066873) Date: 2003

Licensure: South Carolina State Licensure in Occupational Therapy (#2791) Date: 2003

Faculty appointments: *(Begin with initial appointment)*

| <u>Years</u> | <u>Rank</u> | <u>Institution</u> | <u>Department</u> |
|------------------------|-------------------------------------|--------------------|--------------------------------|
| <u>2007-2012</u> | <u>Adjunct Instructor</u> | <u>MUSC</u> | <u>Health Professions (OT)</u> |
| <u>2012-2014</u> | <u>Full-time Adjunct Instructor</u> | <u>MUSC</u> | <u>Health Professions (OT)</u> |
| <u>2/2014 - 7/2014</u> | <u>Instructor</u> | <u>MUSC</u> | <u>Health Professions (OT)</u> |
| <u>7/2014 - 7/2020</u> | <u>Assistant Professor</u> | <u>MUSC</u> | <u>Health Professions (OT)</u> |
| <u>7/2020-present</u> | <u>Associate Professor</u> | <u>MUSC</u> | <u>Health Professions (OT)</u> |

First Appointment to MUSC: Rank Adjunct Instructor Date: 2007

Susan D Newman, RN, PhD, CRRN
Abbreviated Curriculum Vitae V1
 Associate Professor
 843-792-9255
 newmansu@musc.edu

Degrees

2008 Ph.D., Nursing, Medical University of South Carolina, South Carolina, United States
 1995 B.S.N., Nursing, Medical University of South Carolina, South Carolina, United States
 1991 B.F.A., Visual Arts, Clemson University, South Carolina, United States

Post-Graduate Training

No activities entered.

Certifications

Certified Rehabilitation Registered Nurse (CRRN), Effective Date: 06/1999

Professional Licensures

Registered Nurse, South Carolina

MUSC Rank and Promotion History

| Faculty Rank | Institution | College | Department | Division | Effective Start Date of Rank | Effective End Date of Rank |
|---------------------|--------------------------------------|-----------------------------|-----------------------|----------|------------------------------|----------------------------|
| Assistant Professor | Medical University of South Carolina | College of Nursing | Office of Research | | 2008-06-01 | 2012-06-30 |
| Associate Professor | Medical University of South Carolina | College of Graduate Studies | | | 2010-09-30 | |
| Associate Professor | Medical University of South Carolina | College of Nursing | Department of Nursing | | 2012-06-01 | |

Non-MUSC Rank and Promotion History

| Faculty Rank | Institution/Organization | College | Department | Division | Effective Start Date of Rank | Effective End Date of Rank |
|--------------|--------------------------|---------|------------|----------|------------------------------|----------------------------|
|--------------|--------------------------|---------|------------|----------|------------------------------|----------------------------|

Tatiana M Davidson, PhD
Abbreviated Curriculum Vitae V1
 Associate Professor
 843-792-1866
 davidst@musc.edu

Degrees

2010 Ph.D., Clinical Psychology, Clark University
 2006 M.A., Clinical Psychology, Clark University
 2002 B.S., Psychology, University of Washington, Washington, United States

Post-Graduate Training

No activities entered.

Certifications

No activities entered.

Professional Licensures

Clinical Psychologist SC#1309

MUSC Rank and Promotion History

| Faculty Rank | Institution | College | Department | Division | Effective Start Date of Rank | Effective End Date of Rank |
|---------------------|--------------------------------------|---------------------|------------------------------------|----------|------------------------------|----------------------------|
| Instructor | Medical University of South Carolina | College of Medicine | Psychiatry and Behavioral Sciences | | 2012-09-10 | 2013-12-31 |
| Assistant Professor | Medical University of South Carolina | College of Medicine | Psychiatry and Behavioral Sciences | | 2014-01-01 | 2016-01-10 |
| Assistant Professor | Medical University of South Carolina | College of Nursing | Office of Research | | 2014-11-15 | 2016-01-10 |
| Assistant Professor | Medical University of South Carolina | College of Medicine | Psychiatry and Behavioral Sciences | | 2016-01-11 | 2018-06-30 |
| Assistant Professor | Medical University of South Carolina | College of Nursing | Office of Research | | 2016-01-11 | 2018-06-30 |
| Associate Professor | Medical University of South Carolina | College of Medicine | Psychiatry and Behavioral Sciences | | 2018-07-01 | |
| Associate Professor | Medical University of South Carolina | College of Nursing | Department of Nursing | | 2018-07-01 | |

Non-MUSC Rank and Promotion History

| Faculty Rank | Institution/Organization | College | Department | Division | Effective Start Date of Rank | Effective End Date of Rank |
|---------------------------|------------------------------------|---------|------------|----------|------------------------------|----------------------------|
| Research Health Scientist | Ralph H. Johnson VA Medical Center | | | | 2014-09-01 | 2017-05-01 |

Medical University of South Carolina
 College of Medicine
 ABBREVIATED CURRICULUM VITAE

Date: 2/1/2021

Name: Back Sudie Elizabeth
 Last First Middle

Citizenship and/or Visa Status: USA

Office Address: 125 Doughty Street, RMOB Suite 300 Telephone: 843-792-9383
 Charleston, SC 29403

Education: (*Baccalaureate and above*)

| <u>Institution</u> | <u>Years attended</u> | <u>Degree/Date</u> | <u>Field of Study</u> |
|----------------------------------|-----------------------|--------------------|----------------------------|
| <u>College of Charleston, SC</u> | <u>1991-1995</u> | <u>BS/1995</u> | <u>Psychology</u> |
| <u>Radford University, VA</u> | <u>1995-1997</u> | <u>MA/1997</u> | <u>Clinical Psychology</u> |
| <u>University of Georgia, GA</u> | <u>1998-2004</u> | <u>PhD/2004</u> | <u>Clinical Psychology</u> |
| | | | |
| | | | |

Graduate Medical Training: (*Chronological*)

| <u>Place</u> | <u>Dates</u> |
|---|------------------|
| <u>Yale University School of Medicine, CT</u> | <u>2002-2003</u> |
| | |

| <u>Place</u> | <u>Dates</u> |
|---|------------------|
| <u>Medical University of South Carolina, SC</u> | <u>2004-2005</u> |
| | |
| | |
| | |

Board Certification: NA Date: _____
 _____ Date: _____
 _____ Date: _____

Licensure: SC #1024 Date: 2006 - present
 _____ Date: _____
 _____ Date: _____

Faculty appointments: (*Begin with initial appointment*)

| <u>Years</u> | <u>Rank</u> | <u>Institution</u> | <u>Department</u> |
|--------------|----------------------------|---------------------------------|-------------------|
| <u>2005</u> | <u>Assistant Professor</u> | <u>Medical University of SC</u> | <u>Psychiatry</u> |
| <u>2009</u> | <u>Associate Professor</u> | <u>Medical University of SC</u> | <u>Psychiatry</u> |
| <u>2014</u> | <u>Professor</u> | <u>Medical University of SC</u> | <u>Psychiatry</u> |
| | | | |
| | | | |
| | | | |

First Appointment to MUSC: Rank Assistant Professor Date: 2005

Medical University of South Carolina

College Of Medicine

ABBREVIATED CURRICULUM VITAE

Name: Tibor Fulop, M.D., Ph.D.

Date: 3/19/2021

Citizenship and/or Visa Status: United States

Office Address: 96 Jonathan Lucas Street, CSB 822, Charleston, SC, 29425 Telephone: 843-792-4123

Education: (*Baccalaureate and above*)

| <u>Year Earned</u> | <u>Institution</u> | <u>Degree</u> | <u>Field of Study</u> |
|--------------------|---------------------------|---------------|-----------------------|
| 1990 | Semmelweis Medical School | M.D. | Medicine |

Graduate Medical Training: (*Chronological*)

| <u>Residencies or Postdoctoral</u> | <u>Place</u> | <u>Dates</u> |
|--|---|--------------|
| Internship & Categorical Internal Medicine Residency (PGY I.-III.); Department of Internal Medicine | Henry Ford Hospital and Medical Centers, Detroit, MI | 1992 - 1995 |
| Fellowship, Nephrology and Hypertension (PGY IV.-V.); Department of Internal Medicine | University of Iowa Hospitals and Clinics, Iowa City, IA | 1995 - 1997 |
| Special Nephrology Services Fellowship, Nephrology and Hypertension (PGY VI.); Department of Internal Medicine | University of Iowa Hospitals and Clinics, Iowa City, IA | 1997 - 1998 |

Board Certification:

| | |
|--|--------------------|
| Internal Medicine, American Board of Internal Medicine | Date: 1995-2025 |
| American Board of Medicolegal Death Investigators | Date: 2001-2011 |
| American Board of Ambulatory Medicine | Date: 2002-2008 |
| Specialist in Clinical Hypertension (American Society of Hypertension, U.S.) | Date: 2007-2017 |
| Nephrology, American Board of Internal Medicine | Date: 2007-2027 |
| National Board of Physicians and Surgeons (Internal Medicine, Nephrology) | Date: 2015-2017 |
| Nephrology Specialist (Hungary; EU) | Date: 2015-present |
| Administrative Physician Register, Hungary/EU #48429 | Date: Active |

Licensure:

| | |
|-------------------------------------|--------------------|
| FMGEMS (2), Step Two | Date: 01/1991 |
| FMGEMS (1), Step One | Date: 07/1991 |
| FLEX 1-2 (ECFMG certified 04/1992) | Date: 12/1992 |
| Michigan Board of Medical Examiners | Date: 1994-1996 |
| Iowa Board of Medical Examiners | Date: 1996-2006 |
| Florida Board of Medical Examiners | Date: 1997-2006 |
| Mississippi, MSBML #18168 | Date: 2003-present |
| South Carolina #40947 | Date: 2017-present |
| DEA license: BF 4281793 | Date: Active |

Faculty Appointments:

| <u>Years</u> | <u>Rank</u> | <u>Institution</u> | <u>Department</u> |
|--------------|---|--|---|
| 1991 - 1992 | Junior Assistant Professor | Semmelweis University Medical School, Budapest, Hungary | Pathophysiology |
| 1997 - 1998 | Instructor (Part-Time) | University of Iowa Hospitals and Clinic; Iowa City, Iowa | Surgery Division of Emergency Treatment Center |
| 1998 - 2003 | Adjunct Faculty | University of Iowa, College of Medicine; Iowa City, Iowa | University of Iowa Community Medical Services |
| 2003 - 2010 | Assistant Professor (Clinical)-Tenured 2009 | University of Mississippi Medical Center, Jackson, Mississippi | Internal Medicine |
| 2010 - 2014 | Associate Professor (Clinical) | University of Mississippi Medical Center, Jackson, Mississippi | Internal Medicine |

| | | | |
|----------------|-----------------------|--|------------------------------------|
| 2014 - 2015 | Professor of Medicine | University of Mississippi Medical Center, Jackson, Mississippi | Internal Medicine |
| 2017 - Present | Professor | Medical University of South Carolina | Medicine Division of Nephrology |

First Appointment to MUSC: Rank: Professor

Date: 2017

Whitney S Graybill
Associate Professor
843-792-4500
graybill@musc.edu

SCHOOL ADDRESS

634 P.O. Box MSC 619
96 Jonathan Lucas St.
Charleston, South Carolina 29425

graybill@musc.edu
843-792-4500

EDUCATION

2008 M.S., Cancer Biology, University of Texas, Houston, Texas, United States
2002 M.D., Medicine, Quillen College of Medicine, East Tennessee State Univ, Tennessee, United States
1998 B.A., Psychology, Vanderbilt University, Tennessee, United States

POSTDOCTORAL EDUCATION

Post-Doctorate, The University of Texas M.D. Anderson Cancer Center, Houston TX, Fellowship, Gynecologic Oncology, July 2006, June 2010
Post-Doctorate, The University of Texas M.D. Anderson Cancer Center, Felix Rutledge Fellowship, September 2005, Ongoing
Post-Doctorate, University of Alabama at Birmingham, School of Medicine, Obstetrics and Gynecology Residency, July 2003, June 2006
Post-Doctorate, University of Alabama at Birmingham, School of Medicine, Obstetrics and Gynecology Internship, July 2002, June 2003

PROFESSIONAL LICENSURES

Texas Medical License #N0477
Alabama Medical License #25761
South Carolina #32787

CERTIFICATIONS

OB/GYN Board Certified, Effective Date: 11/2011 to Present
Gynecologic Oncology Board Certified, Effective Date: 4/2013 to Present
Basic Life Support, Effective Date: Active
Advanced Cardiovascular Life Support, Effective Date: Active

MJSC Rank and Promotion History

Associate Professor, Medical University of South Carolina, College of Medicine, Obstetrics and Gynecology, Gynecologic Oncology, 2016-07-01
Assistant Professor, Medical University of South Carolina, College of Medicine, Obstetrics and Gynecology, Gynecologic Oncology, 2010-08-01, 2016-06-30

Non-MJSC FACULTY APPOINTMENTS

Assistant Professor, Veterans Affairs Medical Center, Department of Surgery, 2014-09-01, 2099-01-01
Clinical Specialist, The University of Texas M.D. Anderson Cancer Center, Department of Gynecologic Oncology, 2008-09-01

Medical University of South Carolina
College of Medicine
ABBREVIATED CURRICULUM VITAE

Date: 02/04/2021

Name: Gulle Constance
Last First Middle

Citizenship and/or Visa Status: Citizen

Office Address: 67 President St. BA504G. MSC 861 Telephone: 843-792-6489

Education: (*Baccalaureate and above*)

| <u>Institution</u> | <u>Years attended</u> | <u>Degree/Date</u> | <u>Field of Study</u> |
|--------------------------------------|-----------------------|--------------------|-----------------------|
| Connecticut College | 1995-1997 | B.A./1997 | Psychology |
| St. George's University | 2001-2005 | M.D./2005 | Medicine |
| Medical University of South Carolina | 2010-2012 | M.S.C.R./2012 | Clinical Research |

Graduate Medical Training: (Chronological)

| <u>Internship:</u> | <u>Place</u> | <u>Dates</u> |
|--------------------|-----------------|--------------|
| Intern Residency | Yale University | 2005-2006 |

| <u>Residencies or Postdoctoral:</u> | <u>Place</u> | <u>Dates</u> |
|--|-----------------|--------------|
| Resident | Yale University | 2006-2009 |
| Program Chief Resident | Yale University | 2008-2009 |
| Chief Resident- Clinical Neurosciences Research Unit | Yale University | 2008-2009 |
| NIMH Postdoctoral Research Fellow | MUSC | 2009-2010 |

Board Certification: Psychiatry (American Board of Psychiatry and Neurology) Date: 04/2011

Licensure: S.C. License to Practice Medicine and Surgery Date: 06/2009

Faculty appointments: (*Begin with initial appointment*)

| <u>Years</u> | <u>Rank</u> | <u>Institution</u> | <u>Department</u> |
|--------------|---------------------|--------------------|---|
| 2010-2011 | Instructor | MUSC | Psychiatry & Behavioral Sciences |
| 2011-2016 | Assistant Professor | MUSC | Psychiatry & Behavioral Sciences |
| 2017-2020 | Associate Professor | MUSC | Psychiatry & Behavioral Sciences & OB/GYN |
| 2021-present | Professor | MUSC | Psychiatry & Behavioral Sciences & OB/GYN |

First Appointment to MUSC: Rank: Instructor Date: 2010-2011

Elizabeth G. Hill, PhD
Abbreviated Curriculum Vitae V1
 Professor
 843-876-1115
 hille@musc.edu

Degrees

2002 Ph.D., Biostatistics, Emory University, Georgia, United States
 2001 M.S., Biostatistics, Emory University, Georgia, United States
 1984 B.A., Mathematics, University of Rochester, New York, United States

Post-Graduate Training

No activities entered.

Certifications

No activities entered.

Professional Licensures

No activities entered.

MUSC Rank and Promotion History

| Faculty Rank | Institution | College | Department | Division | Effective Start Date of Rank | Effective End Date of Rank |
|---------------------|--------------------------------------|-----------------------------|------------------------|--------------------------------|------------------------------|----------------------------|
| Assistant Professor | Medical University of South Carolina | College of Medicine | Public Health Sciences | | 2003-07-01 | 2009-06-30 |
| Assistant Professor | Medical University of South Carolina | College of Medicine | Medicine | Biostatistics and Epidemiology | 2009-07-01 | 2010-06-30 |
| Associate Professor | Medical University of South Carolina | College of Medicine | Medicine | Biostatistics and Epidemiology | 2010-07-01 | 2012-12-31 |
| Associate Professor | Medical University of South Carolina | College of Medicine | Public Health Sciences | | 2013-01-01 | 2018-06-30 |
| Affiliate Professor | Medical University of South Carolina | College of Graduate Studies | | | 2015-09-18 | |
| Professor | Medical University of South Carolina | College of Medicine | Public Health Sciences | | 2018-07-01 | 2019-12-08 |
| Affiliate Professor | Medical University of South Carolina | College of Medicine | Public Health Sciences | | 2019-12-09 | 2021-01-17 |
| Professor | Medical University of South Carolina | College of Medicine | Public Health Sciences | | 2021-01-18 | |

Non-MUSC Rank and Promotion History

| Faculty Rank | Institution/Organization | College | Department | Division | Effective Start Date of Rank | Effective End Date of Rank |
|--------------|--------------------------|---------|------------|----------|------------------------------|----------------------------|
|--------------|--------------------------|---------|------------|----------|------------------------------|----------------------------|

Fernando A. Herrera Jr
 April 2020 - April 2021
Abbreviated Curriculum Vitae V1
 Associate Professor
 843-792-6228
 herreraf@musc.edu

Degrees

2003 M.D., Medicine, Boston University School of Medicine, Massachusetts, United States
 1997 B.S., University of Kansas, Kansas, United States

Post-Graduate Training

Post-Doctorate, The Buncke Clinic, California Pacific Medical Center, Junior Microsurgery Fellow, October 2005, July 2006
 Post-Doctorate, University of California, Los Angeles, Orthopaedic Hand and Microsurgery Fellow, July 2009, September 2010
 Post-Doctorate, University of California, Los Angeles, Chief Resident in Plastic and Reconstructive Surgery, July 2011, July 2012
 Post-Doctorate, University of California, Los Angeles, Junior Resident in Plastic and Reconstructive Surgery, July 2010, July 2011
 Post-Doctorate, University of California, San Diego, Chief Resident in General Surgery, July 2008, July 2009
 Post-Doctorate, University of California, San Diego, Surgical Resident in General Surgery, July 2004, July 2009
 Post-Doctorate, University of California, San Diego, Surgical Intern, June 2003, July 2004

Certifications

Board Eligible in General Surgery
 Board Certified in Subspecialty of Hand Surgery, Effective Date: 11/2015
 Board Certified in Plastic Surgery, Effective Date: 11/2014

Professional Licensures

South Carolina State Medical License
 California State Medical license: A92667

MUSC Rank and Promotion History

| Faculty Rank | Institution | College | Department | Division | Effective Start Date of Rank | Effective End Date of Rank |
|---------------------|--------------------------------------|---------------------|------------|-----------------|------------------------------|----------------------------|
| Assistant Professor | Medical University of South Carolina | College of Medicine | Surgery | Plastic Surgery | 2012-08-20 | 2017-06-30 |
| Associate Professor | Medical University of South Carolina | College of Medicine | Surgery | Plastic Surgery | 2017-07-01 | |

Non-MUSC Rank and Promotion History

| Faculty Rank | Institution/Organization | College | Department | Division | Effective Start Date of Rank | Effective End Date of Rank |
|---------------------|---|---------|------------|-----------------|------------------------------|----------------------------|
| Clinical Instructor | David Geffen School of Medicine, University of California Los Angeles | | Surgery | Plastic Surgery | 2009-07-01 | 2010-07-01 |

Michelle P. Hudspeth
Abbreviated Curriculum Vitae V1
 Associate Professor
 843-792-2957
 hudspeth@musc.edu

Degrees

1999 M.D., Medicine, Medical University of South Carolina, South Carolina, United States
 1995 B.S., Chemistry, Wofford College, SC, South Carolina, United States

Post-Graduate Training

Fellowship, Johns Hopkins Hospital/National Cancer Institute, Pediatric Hematology/Oncology Fellowship, July 2002, June 2003
 Fellowship, Johns Hopkins Hospital/National Cancer Institute, Pediatric Hematology/Oncology Fellowship, July 2004, June 2006
 Internship, Johns Hopkins Hospital, Pediatric Internship, July 1999, June 2000
 Residency, Johns Hopkins Hospital, Residency, July 2000, June 2002
 Residency, Johns Hopkins Hospital, Pediatric Chief Resident, July 2003, June 2004

Certifications

American Board of Pediatrics, Type of Certification: Pediatrics, Certification Number: 75729, Effective Date: 2002, Expiration Date (if none, see note above): 2012-12-31
 American Board of Pediatrics, Type of Certification: Pediatric Hematology Oncology, Certification Number: 1954, Effective Date: 2016-11-16

Professional Licensures

SC Medical License, Month / Year Originally Conferred: August 2007, Month/Year Expires: June 2021, South Carolina Board of Medical Examiners, State of Issue: South Carolina, Number (if applicable): 30206
 Maryland D0059001

MUSC Rank and Promotion History

| Faculty Rank | Institution | College | Department | Division | Effective Start Date of Rank | Effective End Date of Rank |
|---------------------|--------------------------------------|-----------------------------|------------|-------------------------------|------------------------------|----------------------------|
| Assistant Professor | Medical University of South Carolina | College of Medicine | Pediatrics | Pediatric Hematology/Oncology | 2007-07-01 | 2012-12-01 |
| Associate Professor | Medical University of South Carolina | College of Graduate Studies | | | 2010-09-30 | |
| Associate Professor | Medical University of South Carolina | College of Medicine | Pediatrics | Pediatric Hematology/Oncology | 2013-01-01 | |

Non-MUSC Rank and Promotion History

| Faculty Rank | Institution/Organization | College | Department | Division | Effective Start Date of Rank | Effective End Date of Rank |
|--------------|--------------------------|---------|------------|----------|------------------------------|----------------------------|
| Instructor | Johns Hopkins Hospital | | Pediatrics | Oncology | 2006-07-01 | 2007-06-30 |

Gweneth B Lazenby
Abbreviated Curriculum Vitae V1
Associate Professor
843-792-4500
lazenbgb@musc.edu

Degrees

| | |
|------|--|
| 2011 | M.S.C.R., Clinical Research, Medical University of South Carolina, South Carolina, United States |
| 2004 | M.D., Medicine, Medical University of South Carolina, South Carolina, United States |
| 2000 | B.S., Biology, University of South Carolina, South Carolina, United States |

Post-Graduate Training

Post-Doctorate, Medical University of South Carolina, Fellow, Reproductive Infectious Disease, July 2008, June 2011

Post-Doctorate, University of Hawaii, Internship, July 2004, June 2005

Post-Doctorate, University of Hawaii, Residency, July 2005, June 2008

Post-Doctorate, Medical University of South Carolina, Certification Foundations in Teaching, September 2013, September 2013

Post-Doctorate, Medical University of South Carolina, Certification Research Ethics, September 2016, September 2019

Post-Doctorate, Medical University of South Carolina, Certification Global Health, September 2014, September 2016

Certifications

Board Certification from American Board of Obstetrics and Gynecology, Effective Date: 2010

American Academy of HIV Medicine, Type of Certification: HIV Specialist, Specialty: Medicine, Sub-Specialty: Infectious Diseases, Certification Number: AAHIVM ID# 208989, Effective Date: 2021-01-05, Expiration Date (if none, see note above): 2023-12-31

Professional Licensures

South Carolina

S. David McSwain
Abbreviated Curriculum Vitae
 Associate Professor
 mcswains@musc.edu

Degrees

2002 M.D., Medicine, University of North Carolina Medical School, North Carolina, United States
 2001 M.P.H., Health Policy and Administration, University of North Carolina, North Carolina, United States
 1997 B.S., Biology and Psychology, Duke University, North Carolina, United States

Post-Graduate Training

Fellowship, Duke University Medical Center, Pediatric, July 2006, June 2009
 Internship, University of North Carolina Hospital, Internal Medicine/Pediatrics, July 2002, June 2003
 Residency, University of North Carolina Hospital, Internal Medicine/Pediatrics, July 2003, June 2006

Certifications

The Council for Six Sigma Certification, Type of Certification: Yellow Belt Certification, Certification Number: , Effective Date: 2016-12-12
 IT Infrastructure Library Foundation, Type of Certification: Certificate in IT Service Management, Certification Number: , Effective Date: 2017-10-20
 American Board of Preventative Medicine, Type of Certification: Board Certification, Specialty: Clinical Informatics, Certification Number: , Effective Date: 2021-01-01
 American Board of Pediatrics, Type of Certification: Board Certification, Specialty: General Pediatrics, Certification Number: 86963, Effective Date: 2006-10-24
 American Board of Pediatrics, Type of Certification: Board Certification, Specialty: Pediatric Critical Care Medicine, Certification Number: 1784, Effective Date: 2011
 American Board of Internal Medicine, Type of Certification: Board Certification, Specialty: General Internal Medicine, Certification Number: , Effective Date: 2006-09-08, Expiration Date (if none, see note above): 2016-12-31

Professional Licensures

South Carolina Medical License, Month / Year Originally Conferred: September 2009, South Carolina Board of Medical Examiners, State of Issue: South Carolina, Number (if applicable): 31811
 North Carolina Medical License, Month / Year Originally Conferred: July 2002, Month/Year Expires: June 2010, North Carolina Medical Board, State of Issue: North Carolina

MUSC Rank and Promotion History

| Faculty Rank | Institution | College | Department | Division | Effective Start Date of Rank | Effective End Date of Rank |
|---------------------|--------------------------------------|---------------------|------------|-------------------------|------------------------------|----------------------------|
| Assistant Professor | Medical University of South Carolina | College of Medicine | Pediatrics | Pediatric Critical Care | 2009-08-17 | 2014-12-31 |
| Associate Professor | Medical University of South Carolina | College of Medicine | Pediatrics | Pediatric Critical Care | 2015-01-01 | |

Non-MUSC Rank and Promotion History

| Faculty Rank | Institution/Organization | College | Department | Division | Effective Start Date of Rank | Effective End Date of Rank |
|--------------|--------------------------|---------|------------|----------|------------------------------|----------------------------|
|--------------|--------------------------|---------|------------|----------|------------------------------|----------------------------|

Medical University of South Carolina
College of Medicine
ABBREVIATED CURRICULUM VITAE

Date: 4/12/2021

Name: Mulholland Patrick Joseph
Last First Middle

Citizenship and/or Visa Status: USA

Office Address: 629C Gazes Biomedical Research Building Telephone: 843-792-1229

Education: (*Baccalaureate and above*)

| <u>Institution</u> | <u>Years attended</u> | <u>Degree/Date</u> | <u>Field of Study</u> |
|-------------------------------|-----------------------|--------------------|--------------------------------|
| <u>Edinboro University</u> | <u>1996-2000</u> | <u>BA</u> | <u>Psychology</u> |
| <u>University of Kentucky</u> | <u>2000-2005</u> | <u>MS, PhD</u> | <u>Behavioral Neuroscience</u> |
| _____ | _____ | _____ | _____ |
| _____ | _____ | _____ | _____ |
| _____ | _____ | _____ | _____ |

Graduate Medical Training: (*Chronological*)

| | <u>Place</u> | <u>Dates</u> |
|------------|--------------|--------------|
| Internship | _____ | _____ |
| _____ | _____ | _____ |

| | <u>Place</u> | <u>Dates</u> |
|------------------------------|-------------------------------|------------------|
| Residencies or Postdoctoral: | _____ | _____ |
| <u>Postdoctoral Fellow</u> | <u>University of Kentucky</u> | <u>2005-2009</u> |
| _____ | _____ | _____ |
| _____ | _____ | _____ |
| _____ | _____ | _____ |

| | | |
|----------------------|-------|--------------|
| Board Certification: | _____ | <u>Date:</u> |
| _____ | _____ | <u>Date:</u> |
| _____ | _____ | <u>Date:</u> |
| _____ | _____ | <u>Date:</u> |
| Licensure: | _____ | <u>Date:</u> |
| _____ | _____ | <u>Date:</u> |
| _____ | _____ | <u>Date:</u> |
| _____ | _____ | <u>Date:</u> |

Faculty appointments: (*Begin with initial appointment*)

| <u>Years</u> | <u>Rank</u> | <u>Institution</u> | <u>Department</u> |
|------------------|----------------------------|--------------------|---------------------|
| <u>2010-2015</u> | <u>Assistant Professor</u> | <u>MUSC</u> | <u>Neuroscience</u> |
| <u>2015-2020</u> | <u>Associate Professor</u> | <u>MUSC</u> | <u>Neuroscience</u> |
| <u>2020-</u> | <u>Professor</u> | <u>MUSC</u> | <u>Neuroscience</u> |
| _____ | _____ | _____ | _____ |
| _____ | _____ | _____ | _____ |
| _____ | _____ | _____ | _____ |
| _____ | _____ | _____ | _____ |
| _____ | _____ | _____ | _____ |

First Appointment to MUSC: Rank Research Assistant Professor Date: July 1, 2009

Jihad Sami Obeid
 April 2020 - April 2021
 Abbreviated Curriculum Vitae V1
 Professor
 843-792-0272
 jobeid@musc.edu

Degrees

1987 M.D., Medicine, American University of Beirut
 1982 B.Sc., Biology, American University of Beirut

Post-Graduate Training

Post-Doctorate, Cornell University Medical College, New York, NY, Pediatric Endocrinology Fellowship, July 1990, June 1993
 Post-Doctorate, Duke University Medical Center, Durham, NC, Internship, July 1987, June 1988
 Post-Doctorate, Duke University Medical Center, Durham, NC, Residency, July 1988, June 1990
 Post-Doctorate, Harvard Medical School, Massachusetts Institute of Technology, Division of Health Sciences and Technology
 Brigham and Women's Hospital, Boston, MA, Medical Informatics Fellowship, July 1993, June 1995

Certifications

The American Board of Pediatrics Number 47442, Effective Date: 11/1991

Professional Licensures

License to Practice Medicine in The State of Massachusetts License Number 78364
 License to Practice Medicine and Surgery in The State of New York License Number 187717

MUSC Rank and Promotion History

| Faculty Rank | Institution | College | Department | Division | Effective Start Date of Rank | Effective End Date of Rank |
|---------------------|--------------------------------------|-------------------------------|------------------------------------|----------|------------------------------|----------------------------|
| Associate Professor | Medical University of South Carolina | College of Medicine | Public Health Sciences | | 2008-12-01 | 2009-06-30 |
| Associate Professor | Medical University of South Carolina | College of Medicine | Psychiatry and Behavioral Sciences | | 2009-07-01 | 2015-06-30 |
| Associate Professor | Medical University of South Carolina | College of Health Professions | Health Sciences and Research | | 2009-10-01 | 2020-12-31 |
| Associate Professor | Medical University of South Carolina | College of Medicine | Public Health Sciences | | 2015-07-01 | 2020-12-31 |
| Associate Professor | Medical University of South Carolina | College of Medicine | Psychiatry and Behavioral Sciences | | 2015-07-01 | 2020-12-31 |
| Professor | Medical University of South Carolina | College of Medicine | Public Health Sciences | | 2021-01-01 | |
| Professor | Medical University of South Carolina | College of Medicine | Psychiatry and Behavioral Sciences | | 2021-01-01 | |
| Professor | Medical University of South Carolina | College of Health Professions | Health Sciences and Research | | 2021-01-01 | |

Non-MUSC Rank and Promotion History

| Faculty Rank | Institution/Organization | College | Department | Division | Effective Start Date of Rank | Effective End Date of Rank |
|---------------------------------|--|---------|------------------------|----------|------------------------------|----------------------------|
| Research Associate | Brigham And Women's Hospital, Boston, MA | | Medical Informatics | | 1995-09-01 | |
| Assistant Professor | Weill Cornell Medical College, New York, NY | | Pediatrics | | 1996-09-01 | |
| Associate Research Professor | Weill Cornell Medical College, New York, NY | | Pediatrics | | 2003-09-01 | |

William Scott Russell
Abbreviated Curriculum Vitae
 Associate Professor
 843-876-0795
 ruscott@musc.edu

Degrees

2002 M.D., Medicine, Medical College of Georgia, Georgia, United States
 1998 B.S., Biology, Duke University, North Carolina, United States

Post-Graduate Training

Fellowship, Children's Hospital of Alabama, University of Alabama - Birmingham, Pediatric, July 2005, June 2008
 Residency, Children's Hospital of Alabama, University of Alabama-Birmingham, Pediatrics, July 2002, June 2005

Certifications

American Board of Pediatrics, Type of Certification: Inactive, Board Certification, Specialty: Pediatrics, Certification Number: , Effective Date: 2005
 American Board of Pediatrics, Type of Certification: Board Certification, Specialty: Pediatrics, Sub-Specialty: Emergency Medicine, Certification Number: 1559, Effective Date: 2009

Professional Licensures

South Carolina Medical License, Month / Year Originally Conferred: September 2008, Month/Year Expires: June 2021, South Carolina Board of Medical Examiners, State of Issue: South Carolina, Number (if applicable): 30753

MUSC Rank and Promotion History

| Faculty Rank | Institution | College | Department | Division | Effective Start Date of Rank | Effective End Date of Rank |
|---------------------|--------------------------------------|-----------------------------|------------|------------------------------|------------------------------|----------------------------|
| Assistant Professor | Medical University of South Carolina | College of Medicine | Pediatrics | Pediatric Emergency Medicine | 2008-07-01 | 2014-12-31 |
| Associate Professor | Medical University of South Carolina | College of Graduate Studies | | | 2012-07-13 | |
| Associate Professor | Medical University of South Carolina | College of Medicine | Pediatrics | Pediatric Emergency Medicine | 2015-01-01 | |

Non-MUSC Rank and Promotion History

| Faculty Rank | Institution/Organization | College | Department | Division | Effective Start Date of Rank | Effective End Date of Rank |
|--------------|--------------------------|---------|------------|----------|------------------------------|----------------------------|
|--------------|--------------------------|---------|------------|----------|------------------------------|----------------------------|

Natasha Mckerran Ruth
Abbreviated Curriculum Vitae V1
 Associate Professor
 843-792-5696
 ruthn@musc.edu

Contact Information

Office Number: RN 590H
 Office Building: Roper Medical Office Bldg - 125 Doughty St., Charl
 Street 1: Roper Medical Office Bldg - 125 Doughty St., Charl

Degrees

2006 M.S., Biostatistics, University of Cincinnati, Ohio, United States
 2000 M.D., Medicine, University of South Carolina, South Carolina, United States
 1995 B.S., Biology, University of South Carolina, South Carolina, United States
 1994 B.A., Psychology, Davidson College

Post-Graduate Training

Fellowship, Cincinnati Children's Hospital, Fellowship in Pediatric Rheumatology, July 2003, June 2006
 Residency, Palmetto Health Children's Hospital, Residency in Pediatrics, July 2000, June 2003

Certifications

American Board of Pediatrics, Pediatric Rheumatology, Effective Date: 2006
 American Board of Pediatrics, Effective Date: 2004

Professional Licensures

South Carolina Medical License #23234, Month / Year Originally Conferred: August 2002, Month/Year
 Recertification: 2006, State of Issue: South Carolina

MUSC Rank and Promotion History

| Faculty Rank | Institution | College | Department | Division | Effective Start Date of Rank | Effective End Date of Rank |
|---------------------|--------------------------------------|---------------------|------------|---------------------------|------------------------------|----------------------------|
| Assistant Professor | Medical University of South Carolina | College of Medicine | Medicine | Rheumatology & Immunology | 2006-09-01 | 2013-06-30 |
| Assistant Professor | Medical University of South Carolina | College of Medicine | Pediatrics | Pediatric Rheumatology | 2006-09-01 | 2013-06-30 |
| Associate Professor | Medical University of South Carolina | College of Medicine | Medicine | Rheumatology & Immunology | 2013-07-01 | |
| Associate Professor | Medical University of South Carolina | College of Medicine | Pediatrics | Pediatric Rheumatology | 2013-07-01 | |

Non-MUSC Rank and Promotion History

| Faculty Rank | Institution/Organization | College | Department | Division | Effective Start Date of Rank | Effective End Date of Rank |
|--------------|--------------------------|---------|------------|----------|------------------------------|----------------------------|
|--------------|--------------------------|---------|------------|----------|------------------------------|----------------------------|

| | | | | | |
|------------------------|---------------------------------|------------|--------------|------------|------------|
| Assistant Professor | University of South Carolina | Pediatrics | Rheumatology | 2006-09-01 | 2012-09-01 |
|------------------------|---------------------------------|------------|--------------|------------|------------|

Medical University of South Carolina

College Of Medicine

ABBREVIATED CURRICULUM VITAE

Name: Ashlyn H. Savage, MD, MSCR

Date: 3/12/2021

Citizenship and/or Visa Status: USA

Office Address: 96 Jonathan Lucas Street CSB 634, Charleston, SC, 29425, Telephone: 843-792-4500
USA

Education: (*Baccalaureate and above*)

| <u>Year Earned</u> | <u>Institution</u> | <u>Degree</u> | <u>Field of Study</u> |
|--------------------|--------------------------------------|---------------|---|
| 1998 | Tulane University | B.S. | Cell and Molecular and Structural Biology |
| 2002 | Medical University of South Carolina | M.D. | Medicine |
| 2009 | Medical University of South Carolina | M.S.C.R. | Clinical Research |

Graduate Medical Training: (*Chronological*)

| <u>Internship</u> | <u>Place</u> | <u>Dates</u> |
|-------------------|---|-------------------|
| Intern | Magee-Womens Hospital, University of Pittsburgh | 06/2002 - 06/2003 |

| <u>Residencies or Postdoctoral</u> | <u>Place</u> | <u>Dates</u> |
|------------------------------------|---|-------------------|
| Resident | Magee-Womens Hospital, University of Pittsburgh | 06/2003 - 06/2006 |

Board Certification:

American Board of Obstetrics and Gynecology Date: 01/2008

Licensure:

South Carolina Date: 08/2006

Faculty Appointments:

| <u>Years</u> | <u>Rank</u> | <u>Institution</u> | <u>Department</u> |
|----------------|---------------------|--------------------------------------|--|
| 2006 - 2014 | Assistant Professor | Medical University of South Carolina | Obstetrics and Gynecology Division of Benign Ob-Gyn |
| 2014 - Present | Associate Professor | Medical University of South Carolina | Obstetrics and Gynecology Division of Benign Ob/Gyn |

First Appointment to MUSC:

Rank: Assistant Professor

Date: 2006

Medical University of South Carolina

College Of Medicine

ABBREVIATED CURRICULUM VITAE

Name: Timothy P.M. Whelan, M.D.

Date: 3/15/2021

Citizenship and/or Visa Status:

Office Address: 96 Jonathan Lucas Street, CSB Suite 816, MSC 630,
Charleston,, SC, 29425

Telephone: (843) 792-3167

Education: (*Baccalaureate and above*)

| <u>Year Earned</u> | <u>Institution</u> | <u>Degree</u> | <u>Field of Study</u> |
|--------------------|---------------------------------------|---------------|-----------------------|
| 1991 | Lafayette College | B.A. | Biology and English |
| 1995 | State University of New York, Buffalo | M.D. | Medicine |

Graduate Medical Training: (*Chronological*)

| <u>Residencies or Postdoctoral</u> | <u>Place</u> | <u>Dates</u> |
|--|---|--------------|
| Resident - Internal Medicine | University of Colorado Health Sciences Center, Denver, CO | 1995 - 1998 |
| Fellow - Pulmonary and Critical Care Medicine | University of Washington, Seattle, WA | 2000 - 2003 |

Board Certification:

| | |
|---|------------|
| American Board of Internal Medicine | Date: 1998 |
| American Board of Internal Medicine, Pulmonary Medicine | Date: 2002 |
| American Board of Internal Medicine, Critical Care Medicine | Date: 2003 |

Licensure:

| | |
|-------------------------|--------------------|
| State of Colorado | Date: 1998-2000 |
| State of Washington | Date: 2000-2003 |
| State of Minnesota | Date: 2003-2010 |
| State of South Carolina | Date: 2010-Present |

Faculty Appointments:

| <u>Years</u> | <u>Rank</u> | <u>Institution</u> | <u>Department</u> |
|-------------------|------------------------------------|--------------------------------------|--|
| 08/2003 - 06/2009 | Assistant Professor of Medicine | University of Minnesota | Medicine Division of Pulmonary, Allergy, Critical Care, and Sleep Medicine |
| 07/2009 - 02/2010 | Associate Professor of Medicine | University of Minnesota | Department of Medicine Division of Pulmonary, Allergy, Critical Care, and Sleep Medicine |
| 2010 - 2016 | Associate Professor | Medical University of South Carolina | Medicine Division of Pulmonary |
| 2017 - Present | Professor | Medical University of South Carolina | Medicine Division of Pulmonary |

First Appointment to MUSC:

Rank: Associate Professor

Date: 2010

Medical University of South Carolina

College Of Medicine

ABBREVIATED CURRICULUM VITAE

Name: Ira R. Willner, M.D.

Date: 3/12/2021

Citizenship and/or Visa Status:

Office Address: 114 Doughty Street, Suite 249, MSC 702, Charleston, SC,
29425

Telephone: 843-792-6901

Education: (*Baccalaureate and above*)

| <u>Year Earned</u> | <u>Institution</u> | <u>Degree</u> | <u>Field of Study</u> |
|--------------------|-----------------------------|---------------|-----------------------|
| 1988 | City University of New York | B.S. | |
| 1990 | SUNY Health Science Center | M.D. | |

Graduate Medical Training: (*Chronological*)

| <u>Internship</u> | <u>Place</u> | <u>Dates</u> |
|------------------------|---|--------------|
| Internship in Medicine | Thomas Jefferson University Hospital, Philadelphia PA | 1990 - 1991 |

| <u>Residencies or Postdoctoral</u> | <u>Place</u> | <u>Dates</u> |
|------------------------------------|---|--------------|
| Resident in Medicine | Thomas Jefferson University Hospital, Philadelphia PA | 1991 - 1993 |
| Fellow in Gastroenterology | New York Medical College, Valhalla NY | 1993 - 1995 |
| Fellow in Liver Disease | University of Tennessee, Memphis Tennessee | 1995 - 1996 |

Board Certification:

| | |
|---------------------------------------|-----------------|
| Internal Medicine | Date: 1993-2003 |
| Gastroenterology | Date: 1995-2005 |
| Recertification Internal Medicine | Date: 2003-2013 |
| Recertification Gastroenterology | Date: 2005-2015 |
| Transplant Hepatology | Date: 2008-2018 |
| Recertification Gastroenterology | Date: 2015-2025 |
| Recertification Transplant Hepatology | Date: 2018-2028 |

Licensure:

South Carolina #19715 Date: 1997-present

Faculty Appointments:

| <u>Years</u> | <u>Rank</u> | <u>Institution</u> | <u>Department</u> |
|----------------|---------------------|--------------------------------------|--|
| 1997 - 2003 | Assistant Professor | Medical University of South Carolina | Medicine Division of Gastroenterology |
| 2003 - 2014 | Associate Professor | Medical University of South Carolina | Medicine Division of Gastroenterology |
| 2014 - Present | Professor | Medical University of South Carolina | Medicine Division of Gastroenterology |

First Appointment to MUSC: Rank: Assistant Professor

Date: 1997

Medical University of South Carolina

College Of Medicine

ABBREVIATED CURRICULUM VITAE

Name: David W. Zaas, M.D., M.B.A

Date: 3/10/2021

Citizenship and/or Visa Status:

Office Address: Hospital Administration MSC 630, Charleston, SC, 29425 Telephone: 843-792-6788

Education: *(Baccalaureate and above)*

| <u>Year Earned</u> | <u>Institution</u> | <u>Degree</u> | <u>Field of Study</u> |
|--------------------|--|---------------|-------------------------|
| 1994 | Yale University, New Haven, CT | B.A. | Biology |
| 1998 | Northwestern University Medical School | M.D. | Medicine |
| 2008 | Duke University | M.B.A. | Business Administration |

Graduate Medical Training: *(Chronological)*

| <u>Residencies or Postdoctoral</u> | <u>Place</u> | <u>Dates</u> |
|------------------------------------|--|--------------|
| Resident | The Johns Hopkins Hospital Internal Medicine | 1998 - 2001 |
| Fellow | Duke University Medical Center - Pulmonary and Critical Care | 2001 - 2002 |
| Fellow | Duke University Medical Center - Pulmonary and Critical Care | 2003 - 2005 |

Board Certification:

Internal Medicine

Pulmonary Disease

Critical Care Medicine

Licensure:

State of North Carolina Medical License

State of South Carolina Medical License

Date: 05/2020 - 6/2021

Faculty Appointments:

| <u>Years</u> | <u>Rank</u> | <u>Institution</u> | <u>Department</u> |
|----------------|---------------------------------|--|---|
| 2002 - 2003 | Instructor | Johns Hopkins Hospital Osler Medical Service | |
| 2005 - 2008 | Instructor | Duke University School of Medicine | Division of Pulmonary, Allergy & Critical Care Medicine |
| 2008 - 2011 | Assistant Professor | Duke University School of Medicine | Division of Pulmonary, Allergy & Critical Care Medicine |
| 2011 - 2018 | Associate Professor | Duke University School of Medicine | Division of Pulmonary, Allergy & Critical Care Medicine |
| 2019 - 2020 | Associate Professor with Tenure | Duke University School of Medicine | Division of Pulmonary, Allergy & Critical Care Medicine |
| 2020 - Present | Associate Professor | Medical University of South Carolina | Medicine Division of Pulmonary |

First Appointment to MUSC:

Rank: Associate Professor

Date: 2020