



AGENDA
(REGULAR AND CONSENT)

HOSPITAL AUTHORITY BOARD OF TRUSTEES
AND
UNIVERSITY BOARD OF TRUSTEES

February 10, 2023

MEDICAL UNIVERSITY HOSPITAL AUTHORITY (MUHA) BOARD OF TRUSTEES
REGULAR AGENDA
February 10, 2023
101 Colcock Hall

Members of the Board of Trustees

Dr. James Lemon, Chairman	Dr. Richard M. Christian, Jr.
Mr. Charles Schulze, Vice-Chairman	Dr. Paul T. Davis
Ms. Terri R. Barnes	Dr. Donald R. Johnson II
The Honorable James A. Battle, Jr.	Ms. Barbara Johnson-Williams
Mr. William H. Bingham, Sr.	Dr. G. Murrell Smith, Sr.
Dr. W. Melvin Brown III	Mr. Michael E. Stavrinakis
Dr. Henry F. Butehorn III	Thomas L. Stephenson, Esq.
Dr. C. Guy Castles III	Dr. Bartlett J. Witherspoon, Jr.

Trustees Emeriti

Mr. Allan E. Stalvey Dr. Charles B. Thomas, Jr. Dr. James E. Wiseman, Jr.

- Item 1. Call to Order Dr. James Lemon
Chairman

- Item 2. Roll Call.....Katherine Haltiwanger
Board Secretary

- Item 3. Date of Next Meeting – April 14, 2023.....Katherine Haltiwanger
Board Secretary

- Item 4. Approval of Meeting Minutes Dr. James Lemon
Chairman

Recommendations and Informational Report of the President: Dr. David Cole

- Item 5. General Informational Report of the President Dr. David Cole
President

- Item 6. Other Business Dr. David Cole
President

Authority Operations, Quality, and Finance Committee: Dr. Murrell Smith, Chair

- Item 7. MUSC Health Status ReportDr. Patrick Cawley
Chief Executive Officer, MUSC Health

- Item 7.1 Resolution Authorizing the Medical University Hospital Authority (MUHA) to Enter Into Such Agreements or Other Documents Related to the Lease of Property and Expansion of Services.Dr. Patrick Cawley
Chief Executive Officer, MUSC Health

- Item 7.2 Revised MUSC Health-Charleston Medical Staff Bylaws for ApprovalDr. Patrick Cawley
Chief Executive Officer, MUSC Health
- Item 8. MUHA Financial Report.....Lisa Goodlett
Chief Financial Officer, MUSC Health
- Item 9. Capital Reprioritization Request for ApprovalLisa Goodlett
Chief Financial Officer, MUSC Health
- Item 10. Quality Report.....Dr. Danielle Scheurer
Chief Quality Officer, MUSC Health
- Item 11. Governmental Affairs Report Mark Sweatman
Chief, Governmental Affairs
- Item 12. MUSC Physicians ReportDr. Jonathan Edwards
President, MUSC Physicians
- Item 13. Other Committee BusinessDr. Murrell Smith
Committee Chair

MUHA and MUSC Physical Facilities Committee: Bill Bingham, Chair

- Item 14. MUHA Leases for Approval Jessica Paul
Chief Real Estate Officer, MUSC Health
- Item 15. College of Nursing 1st Renovations Project Budget Adjustment for Approval..... David Attard
Chief Facilities Officer, MUSC
- Item 16. Request to Expand Architectural and Construction Manager At Risk
Project Scope for Nexton Medical Campus.....Tom Crawford
Chief Operating Officer, MUSC Health
- Item 16.1 Other Committee BusinessBill Bingham
Committee Chair

MUHA and MUSC Audit Committee: Tom Stephenson, Chair

- Item 17. Increase in External Audit FeesSusan Barnhart
Director, Internal Audit
- Susan Barnhart will request approval of \$85,000 in additional external audit fees
for MUHA for additional work related to the Midlands acquisition.
- Item 18. Report of the Office of Internal Audit Susan Barnhart
Director, Internal Audit
- Item 19. Other Committee BusinessTom Stephenson
Committee Chair

Other Business for the Board of Trustees

Item 20. Approval of Consent Agenda Dr. James Lemon
Chairman

Item 21. Executive Session Dr. James Lemon
Chairman

Upon proper motion and vote, the Board may convene a closed session pursuant to SC Code Ann. §30-4-70. Although the Board will not vote on any items discussed in closed session, the Board may return to public session to vote on items discussed.

Item 22. New Business for the Board of Trustees Dr. James Lemon
Chairman

Item 23. Report from the Chairman Dr. James Lemon
Chairman

MUSC Health - Board Package
MUHA - Medical University Hospital Authority
Interim Financial Statements
December 31, 2022

Medical University Hospital Authority (MUHA) Statement of Revenues, Expenses and Changes in Net Assets Consolidated	2 - 4
Statements of Net Position Consolidated	6 - 11
Statements of Cash Flows Consolidated	13

Note:

1) MUHA has recognized CARES stimulus funding related to COVID expenditures as non-operating revenue per GASB guidance.

2) In FY2018, the internal financial statement format was changed to a FASB basis report to appropriately match the income stream of state appropriations and expenses incurred in addition to a presentation format that matches HUD and the credit market expectations.

Medical University Hospital Authority - Consolidated
Statement of Revenues, Expenses, and Change in Net Position For the 6 Month
Period Ending - December 31, 2022
Modified FASB Basis (in thousands)

	Current Month				Fiscal Year To Date				
	Actual	Fixed Budget	Variance	Var %	Actual	Fixed Budget	Variance	Var %	YTD Prior Year
Operating Revenues									
Net Patient Service Revenue	\$241,633	\$237,945	\$3,688	1.55%	\$1,420,700	\$1,405,520	\$15,180	1.08%	\$1,222,252
DSH	5,669	5,641	28	0.50%	32,979	33,847	(868)	-2.56%	34,023
Retail Pharmacy Revenue	36,326	33,778	2,547	7.54%	245,417	200,500	44,917	22.40%	176,772
Other Revenue	8,875	8,176	699	8.55%	40,976	48,727	(7,751)	-15.91%	50,842
State Appropriations	2,214	2,381	(167)	-7.00%	18,934	14,284	4,650	32.56%	15,793
Total Operating Revenues	\$294,716	\$287,921	\$6,796	2.36%	\$1,759,006	\$1,702,878	\$56,128	3.30%	\$1,499,681
Operating Expenses									
Salaries Wages	\$94,251	\$90,770	\$3,481	3.83%	\$553,075	\$533,937	\$19,138	3.58%	\$431,908
Benefits	31,137	30,450	687	2.26%	168,737	178,784	(10,047)	-5.62%	142,478
Purchased Services	46,792	41,891	4,901	11.70%	243,141	244,797	(1,656)	-0.68%	205,005
Physician Services	14,532	15,659	(1,128)	-7.20%	80,601	93,366	(12,765)	-13.67%	82,250
Pharmaceuticals	22,528	17,213	5,315	30.88%	111,952	103,162	8,790	8.52%	102,206
Retail Pharmaceuticals	22,429	16,606	5,822	35.06%	121,212	98,566	22,646	22.98%	87,818
Medical Supplies	38,721	40,083	(1,362)	-3.40%	233,591	235,474	(1,883)	-0.80%	223,980
Other Supplies	6,092	4,740	1,352	28.53%	26,549	26,388	160	0.61%	28,452
Utilities	3,430	2,796	634	22.66%	18,767	16,617	2,150	12.94%	15,723
Insurance	2,526	1,303	1,223	93.87%	8,848	7,965	883	11.08%	6,137
Leases	5,129	3,545	1,584	44.69%	27,475	21,340	6,136	28.75%	23,122
Other	4,038	4,733	(695)	-14.69%	22,178	25,450	(3,272)	-12.86%	19,051
Physician Clinic Expense	-	-	-	0.00%	-	-	-	0.00%	14,220
Total Operating Expenses	\$291,604	\$269,789	\$21,814	8.09%	\$1,616,124	\$1,585,846	\$30,278	1.91%	\$1,382,351
EBIDA	\$3,112	\$18,131	(\$15,019)	-82.83%	\$142,882	\$117,032	\$25,850	22.09%	\$117,330
Depreciation	\$8,912	\$10,170	(\$1,258)	-12.37%	\$57,791	\$61,020	(\$3,229)	-2.87%	\$55,764
Interest	3,362	3,318	45	1.35%	19,897	20,090	(193)	-1.17%	19,901
Operating Income (Loss)	(\$9,162)	\$4,644	(\$13,805)	-297.30%	\$65,194	\$35,922	\$29,272	81.49%	\$41,664
Operating Margin	-3.11%	1.61%			3.71%	2.11%			2.78%
NonOperating Revenue (Expenses)									
Gifts and Grants	\$13,301	\$3,282	\$10,020	305.31%	\$16,206	\$9,085	\$7,121	78.38%	\$4,574
Noncash Pension OPEB Noemployer Contribution	-	313	(313)	-100.00%	-	1,880	(1,880)	-100.00%	3,257
Noncash Pension Expense	(6,409)	(6,490)	81	-1.25%	(38,453)	(38,934)	481	-1.24%	(36,296)
Noncash Other Post Employment Benefits	(8,189)	(8,189)	(0.00)	0.00%	(49,131)	(49,131)	(0.01)	0.00%	(33,474)
Investment Income	1,758	(92)	1,850	-2011.53%	(807)	(552)	(256)	46.36%	(896)
Loss on Disposal of Capital Assets	-	0	(0)	-100.00%	14	1	13	845.31%	1
Covid Funding	-	-	-	0.00%	-	-	-	0.00%	14,696
Other NonOperating Revenues (Expenses)	(6)	(119)	113	-94.67%	(6)	(713)	707	-99.11%	(723)
Debt Issuance Costs	-	-	-	0.00%	(20)	-	(20)	0.00%	(168)
Total NonOperating Revenues (Expenses)	\$456	(\$11,294)	\$11,750	-104.03%	(\$72,198)	(\$78,363)	\$6,166	-7.87%	(\$49,029)
Income (Loss) before NonOperating Payments to MUSC Affiliates	(\$8,706)	(\$6,650)	(\$2,056)	30.91%	(\$7,004)	(\$42,442)	\$35,438	-83.50%	(\$7,365)
Non Operating Payments to MUSC Affiliates	-	-	-	0.00%	-	-	-	0.00%	-
Change in Net Position	(\$8,706)	(\$6,650)	(\$2,056)	30.91%	(\$7,004)	(\$42,442)	\$35,438	-83.50%	(\$7,365)
Total Margin	-2.95%	-2.31%			-0.40%	-2.49%			-0.49%
Operating Cash Flow Margin	5.02%	6.21%			7.87%	6.15%			7.66%

Unaudited - For Management Use

Medical University Hospital Authority – Consolidated

Notes to the Interim Financial Statements

Statement of Revenues, Expenses and Changes in Net Assets: YTD December 31, 2022 (Unaudited)

Actuals Compared to Fixed Budget

Revenue Explanation: December year-to-date net patient service revenues were favorable to budget by 1.1%, or \$15.2M. Inpatient and outpatient surgeries were unfavorable to budget by 9.2% and 4.1%, respectively. Transplant procedures were unfavorable to budget by 10.8%. Case Mix Index was unfavorable \$3.4M and Payor Mix shift was favorable \$6.2M. Retail pharmacy revenues were favorable by \$44.9M. Other Revenues were \$7.8M unfavorable to budget.

	Fixed Budget YTD December 2022	Actual YTD December 2022
Operating Income (Loss)	\$ 35,921,691	\$ 65,193,657
Revenue \$56.1M total favorable variance		
Service Mix		Favorable (Unfavorable) \$ 3,005,288
Inpatient Medical Discharges		6,025,009
Observations		(2,009,088)
Inpatient Surgeries		(7,064,074)
Outpatient Surgeries		923,351
Transplant Procedures		(1,157,560)
Case Mix Index	2.12	1,887,770
Payor Mix Shift		4,795,784
Terminal Denials		(5,619,209)
Prior Year Cost Settlement		14,392,436
DSH		(868,140)
Retail Pharmacy		44,917,399
Other Revenue		(3,100,615)

Unaudited – For Management Use

Medical University Hospital Authority – Consolidated

Notes to the Interim Financial Statements – cont.

Statement of Revenues, Expenses and Changes in Net Assets: YTD December 31, 2022 (Unaudited)

Actuals Compared to Fixed Budget

Expense Explanation: The salary and benefit rate variance was unfavorable to budget by \$19.1M due to clinical staff vacancies driving the utilization of premium and contract labor. Benefits are favorable to budget \$10.0M.

Purchased Services were favorable to budget \$1.7M.

Physician Services were favorable to budget \$12.8M due to timing of expenses associated with College of Medicine.

Pharmaceuticals, not explained by volume, were unfavorable to budget by \$2.6M. Retail pharmacy revenues, net of expenses, were favorable to budget by \$22.3M.

Medical and Other Supplies, not explained by volume, were \$11.0M unfavorable to budget.

Utilities were unfavorable to budget by \$2.2M due to increase in electric rates and fuel costs.

Insurance was unfavorable to budget by \$0.9M.

Leases and Other were unfavorable to budget by \$2.9M due to increase in equipment rentals.

Expenses \$26.9M total unfavorable variance

	FTE/AOB CMI	(Favorable) Unfavorable	FTE/AOB CMI
FTE per AOB CMI Adjusted	2.05	\$ (19,657,982)	1.81
Salaries and Benefits rate variance		28,748,306	
Medical Supplies and Other Supplies (explained by volume)		(10,683,792)	
Medical Supplies and Other Supplies (not explained by volume)		8,961,388	
Pharmaceuticals (explained by volume)		6,189,287	
Pharmaceuticals (not explained by volume)		2,600,465	
Retail Pharmaceuticals		22,645,788	
Physician Services		(12,764,800)	
Purchased Services		(1,656,461)	
Depreciation		(3,229,281)	
Interest		(192,826)	
Utilities, Insurance, Leases		5,896,293	

Unaudited – For Management Use

Statements of Net Position

Medical University Hospital Authority - Consolidated

Statements of Net Position (in thousands)

December 31, 2022 and June 30, 2022

Assets and Deferred Outflows	As of 12/31/2022 (unaudited)	As of 6/30/2022 (audited)
Current Assets:		
Cash and Cash Equivalents	\$ 361,942	\$ 387,599
Cash Restricted for Capital Projects and Major Programs	98,390	74,373
Cash Restricted for COVID-19 Stimulus Funding	856	8,913
Investments Unrestricted	294,945	264,492
Investments Restricted for Capital Projects and Major Programs	-	34,110
Patient Accounts Receivable, Net of Allowance for Uncollectible Accounts of approximately \$396,900,000 and \$353,600,000	554,174	395,820
Due from Related Parties	-	5,791
Due from Third-Party Payors	8,060	11,390
Other Current Assets	230,088	230,448
	\$ 1,548,455	\$ 1,412,936
Total Current Assets		
Investments Held by Trustees Under Indenture Agreements	\$ 72,430	\$ 70,449
Investments in Joint Ventures and Partnerships	33,880	33,880
Other Non-Current Assets	3,718	3,410
Capital Assets, Net	1,162,416	1,178,595
	\$ 2,820,899	\$ 2,699,270
Total Assets		
Deferred Outflows	\$ 856,751	\$ 857,807
	\$ 3,677,650	\$ 3,557,077
Total Assets and Deferred Outflows		
 Liabilities, Deferred Inflows and Net Position		
Current Liabilities:		
Current Installments of Long-Term Debt	\$ 69,359	\$ 35,442
Current Installments of Capital Lease Obligations	35,011	25,200
Current Installments of Notes Payable	8,463	15,515
Short-Term Debt	80,000	80,000
Advance Medicare Funding	88	76,980
Due to Related Parties	7,057	-
Due to Joint Ventures and Partnerships	678	1,258
Accounts Payable	119,166	203,582
Accrued Payroll, Withholdings and Benefits	230,006	144,079
Other Accrued Expenses	103,534	9,750
Unearned Revenue	39,037	-
	\$ 692,399	\$ 591,806
Total Current Liabilities		
Long-Term Debt	\$ 693,109	\$ 744,602
Capital Lease Obligations	209,247	174,290
Notes Payable	19,605	62,575.83
Net Pension Liability	1,066,032	1,027,580
Net OPEB Liability	1,376,918	1,327,787
	\$ 4,057,310	\$ 3,928,641
Total Liabilities		
Deferred Inflows	\$ 225,160	\$ 225,160
	\$ 4,282,470	\$ 4,153,801
Total Liabilities and Deferred Inflows		
Net Position:		
Net Investment in Capital Assets	\$ 135,127	\$ 134,099
Restricted:		
Under Indenture Agreements	72,430	70,449
Expendable for:		
Capital Projects	19,645	25,760
Major Programs	39,852	32,723
COVID-19 Stimulus Funding	856	8,913
Unrestricted (deficit)	(872,730)	(868,668)
	\$ (604,820)	\$ (596,724)
Total Net Position		
Total Liabilities, Deferred Inflows and Net Position	\$ 3,677,650	\$ 3,557,077

Unaudited - For Management Use

MEDICAL UNIVERSITY HOSPITAL AUTHORITY – Consolidated

Balance Sheet: As of 12/31/2022 (Unaudited) and 06/30/2022 (Unaudited) - (in thousands)

Cash and Cash Equivalents

Unrestricted cash and cash equivalents decreased by \$25.6M from June 30, 2022. Significant FY2023 events decreasing cash include a \$25M payment to reduce accrued accounts payable, \$35M payroll processing ahead of schedule due to ERP implementation, and patient collections were \$53M less than forecasted.

	<u>12/31/2022</u> Balance
Bank Balance:	
Carrying Amount (cash and cash equivalents)	\$ 361,942
Investment Unrestricted (cash and cash equivalents)	294,945
Total	<u>\$ 656,886</u>

	<u>12/31/2022</u> Balance
Investment Income comprises the following:	
Dividend and interest income	\$ 4,004
Realized and unrealized loss on investments	(4,811)
	<u>\$ (807)</u>

Net Accounts Receivable

Net patient accounts receivable increased \$138.1M from June 30, 2022 due to slower collections from payors. December 2022 net accounts receivable days were 60 compared to June 30, 2022 at 50.

	<u>12/31/2022</u> Balance	<u>6/30/2022</u> Balance
Charleston Market	\$ 387,208	\$ 270,928
Florence Market	46,606	45,987
Midlands Market	58,679	36,215
MUSC Community Physicians	39,452	22,661
Lancaster Market	19,460	17,570
MUHA Rural Health Clinics	2,769	2,459
	<u>\$ 554,174</u>	<u>\$ 395,820</u>

Unaudited – For Management Use

MEDICAL UNIVERSITY HOSPITAL AUTHORITY – Consolidated

Balance Sheet: As of 12/31/2022 (Unaudited) and 06/30/2022 (Unaudited) - (in thousands)

Other Current Assets

The composition of other current assets is as follows:

	12/31/2022	6/30/2022
	Balance	Balance
Inventory	\$ 90,229	\$ 86,728
Other Prepayments	80,857	66,554
Non-Patient Accounts Receivable	40,713	69,503
Lease Receivable	7,642	7,642
Health Insurance Prepayments	5,014	-
Workers' Compensation Prepayments	5,489	-
Dental Prepayments	121	-
Accrued Interest	22	22
Lease Prepaid Rent	-	(1)
	<u>\$ 230,088</u>	<u>\$ 230,448</u>

Medicare and Medicaid owes MUHA \$8.0M, a decrease of \$3.3M due to prior year Medicare cost adjustments.

	12/31/2022	6/30/2022
	Balance	Balance
Medicare/Medicaid Accounts Receivable	<u>\$ 8,060</u>	<u>\$ 11,390</u>

The total net payable to MSV, MHI, Mainsail, Edgewater and MHP is reflected as a component of due from joint ventures and partnerships, net on the Statement of Net Position.

	12/31/2022	6/30/2022
	Balance	Balance
MUSC Health Partners (MHP)	\$ (186)	\$ 840
Edgewater Surgery Center	1,885	1,156
MUSC Health Initiatives (MHI)	241	207
Mainsail Health Partners	1,417	701
MUSC Strategic Ventures (MSV)	(4,035)	(4,162)
	<u>\$ (678)</u>	<u>\$ (1,258)</u>

MEDICAL UNIVERSITY HOSPITAL AUTHORITY – Consolidated

Balance Sheet: As of 12/31/2022 (Unaudited) and 06/30/2022 (Unaudited) - (in thousands)

Accounts Payable

Accounts Payable decreased by \$84.4M from June 30, 2022.

Other Accrued Expenses

The composition of other accrued expenses is as follows:

	12/31/2022 Balance	6/30/2022 Balance
Accrued Interest	\$ 5,969	\$ 2,795
Amounts due to contractors	2,253	2,306
Other	95,312	4,648
	<u>\$ 103,533</u>	<u>\$ 9,750</u>

Unearned Revenue

Unearned revenue increased \$39.0M from June 30, 2022 due to prior year settlement, state appropriations and DSH Revenue deferral.

	12/31/2022 Balance	6/30/2022 Balance
Cost Settlement	\$ 21,589	\$ -
Disproportionate Share Hospital (DSH)	10,750	-
MUSC Solutions	5,029	-
Telehealth	1,669	-
	<u>\$ 39,037</u>	<u>\$ -</u>

MEDICAL UNIVERSITY HOSPITAL AUTHORITY – Consolidated

Balance Sheet: As of 12/31/2022 (Unaudited) and 06/30/2022 (Unaudited) - (in thousands)

Long Term Debt

As of December 31, 2022, Current Installments of Long-Term Debt relates to HUD debt for Ashley River Tower (ART), Shawn Jenkins Children’s Hospital (SJCH) and the Central Energy Plant (CEP). Current Installments of Notes Payable relate to the Sabin Street Energy Plant. A table of outstanding balances by major issuance is listed below:

Project (mo/yr issued)	12/31/2022 Balance	6/30/2022 Balance
SJCH (06/2019)	\$ 287,973	\$ 292,351
ART (12/2012)	212,032	220,589
Capital Leases (various - see below)	244,258	247,535
CHS Acquisition (03/2019)	116,439	118,285
Lifepoint Acquisition (07/2021)	78,463	79,510
Nexton and Consolidated Service Center (10/2018)	34,052	34,398
CEP (12/2013)	27,490	28,799
Imaging Equipment (01/2019)	17,887	17,887
Edgewater (03/2019)	6,022	6,117
Patient Monitors (07/2016)	5,014	6,617
1 Poston Road (10/2021)	4,800	5,278
Sabin Street (04/2013)	364	1,169
	\$ 1,034,793	\$ 1,058,535

As of December 31, 2022, capital leases relate to various pieces of equipment and properties. A table of outstanding balances by equipment description is listed below:

Project (month/year issued)	12/31/2022 Balance	6/30/2022 Balance
Charleston Property Lease	\$ 100,784	\$ 100,192
Summey Medical Pavilion (04/2019)	40,156	46,277
Charleston Equipment Lease	28,480	28,555
Equipment Financing Lease - Charleston (12/2021)	16,912	18,247
Equipment Financing Lease - Midlands (12/2021)	15,221	16,422
Equipment Financing Lease - Regional Health (12/2021)	11,691	12,000
RHN & Midlands Property Lease	11,671	8,112
Medical Malls (02/2019)	9,296	9,424
RHN & Midlands Equipment Lease	8,985	6,823
Cardiovascular Equipment (03/2020)	811	967
Ultrasound (03/2019)	159	234
Computer software (09/2019)	91	118
Midlands Property Lease (08/2021)	-	165
	\$ 244,258	\$ 247,535

Unaudited – For Management Use

MEDICAL UNIVERSITY HOSPITAL AUTHORITY – Consolidated

Balance Sheet: As of 12/31/2022 (Unaudited) and 06/30/2022 (Unaudited) - (in thousands)

Annual debt service costs for FY2022 totaled \$156M. A table of debt service by major issuance is listed below, as well as by equipment description as it relates to capital leases:

Project (month/year issued)	Monthly Debt Service
Capital Leases (various - see below)	\$ 35,011
Nexton and CSC (10/2018)	34,052
ART (12/2012)	17,496
SJCH (06/2019)	9,000
CHS Acquisition (03/2019)	3,776
Patient Monitors (07/2016)	3,308
Imaging Equipment (01/2019)	2,846
CEP (12/2013)	2,694
Lifepoint Acquisition (07/2021)	2,145
1 Poston Road (10/2021)	1,942
Sabin Street (04/2013)	367
Edgewater (03/2019)	195
	\$ 112,833

Project (month/year issued)	Monthly Debt Service
Charleston Property Lease (various)	\$ 11,169
Charleston Equipment Lease (various)	8,735
RHN & Midlands Property Lease (various)	3,774
RHN & Midlands Equipment Lease (various)	2,326
Equipment Financing Lease - Charleston (12/2021)	2,722
Equipment Financing Lease - Midlands (12/2021)	2,450
Equipment Financing Lease - Regional Health (12/2021)	1,881
Summey Medical Pavilion (04/2019)	1,220
Cardiovascular Equipment (03/2020)	234
Medical Malls (02/2019)	309
Ultrasound (03/2019)	138
Computer Software (09/2019)	54
	\$ 35,011

Pension and Other Post Employment Benefit (OPEB) Liabilities

As of December 31, 2022, the net pension liability increased by \$38.4M from June 30, 2022.

As of December 31, 2022, the net other post-employment benefit liability increased \$49.1M from June 30, 2022.

Unaudited – For Management Use

Statements of Cash Flows

MEDICAL UNIVERSITY HOSPITAL AUTHORITY - Consolidated

Statements of Cash Flows - (in thousands)

December 31, 2022 and June 30, 2022

	As of 12/31/2022 (unaudited)	As of 6/30/2022 (audited)
Cash flows from operating activities:		
Receipts received from patients and third-party payors	\$ 1,500,764	\$ 2,813,096
Other cash receipts	45,614	101,186
Payments to suppliers and employees	(1,536,288)	(2,869,139)
Net cash provided (used) by operating activities	\$ 10,090	\$ 45,142
Cash flows from noncapital financing activities:		
State appropriations	\$ 14,251	\$ 30,967
Proceeds from CARES Funding	45,720	87,938
Proceeds from noncapital grants and gifts	1,443	2,631
Proceeds from revenue anticipation notes	-	80,000
Nonoperating expenditures	(6)	(4,467)
Net cash provided (used) by noncapital financing activities	\$ 61,408	\$ 197,069
Cash flows from capital and related financing activities:		
Capital expenditures	\$ (48,494)	\$ (93,775)
Capital grants and gifts received	2,135	4,561
Proceeds from disposal of capital assets	14	2
Payments of principal on long-term debt	(20,930)	(123,786)
Proceeds from financing debt	-	143,146
Payments of bond issuance cost	(20)	(1,680)
Payments of mortgage insurance premium	557	(975)
Payments on lease obligations	(3,525)	(37,015)
Proceeds on equipment replacement obligations	476	901
Interest payments	(12,275)	(38,900)
Net cash provided (used) by capital and related financing activities	\$ (82,062)	\$ (147,521)
Cash flows from investing activities:		
Proceeds from sale and maturity of investments	\$ 110,000	\$ 242,922
Investment income received	3,898	3,286
Distributions from joint ventures and partnerships	-	1,498
Purchases of investments	(124,530)	(309,880)
Contributions to joint ventures and partnerships	-	(26,733)
Net cash provided (used) by investing activities	\$ (10,632)	\$ (88,907)
Net increase (decrease) in cash and cash equivalents	(21,196)	5,782
Cash and cash equivalents at beginning of year	484,799	479,017
Cash and cash equivalents at end of year	\$ 463,603	\$ 484,799

Unaudited - For Management Use

**FACILITIES
HOSPITAL AUTHORITY - CHARLESTON
LEASE RENEWAL
FOR APPROVAL**

FEBRUARY 10, 2023

DESCRIPTION OF LEASE RENEWAL: This lease renewal is for 11,504 square feet of clinical space located at 2705 Highway 17 North in Mt. Pleasant. The purpose of this lease renewal is to continue to provide office space for MUSC Health Children's After Hours. The rent per square foot is \$32.70, inclusive of all building operating costs. The total monthly rental payment will be \$31,348.40, resulting in an annual lease amount of \$376,180.80. Rent shall increase by 2% annually. As a renewal incentive, the landlord has provided \$70,000 in TI allowance.

NEW LEASE AGREEMENT _____
RENEWAL LEASE AGREEMENT X

LANDLORD: Hamlin Road Medical Offices, LLC

LANDLORD CONTACT: Matthew E. Pecoy

TENANT NAME AND CONTACT: MUSC Health Children's After Hours, Julie Heckman

SOURCE OF FUNDS: General Operating Funds

LEASE TERMS:

TERM: Five (5) years: [3/1/2023 – 2/28/2028]
TOTAL AMOUNT PER SQUARE FOOT: \$32.70
TOTAL ANNUALIZED LEASE AMOUNT:
Year 1 \$376,180.80
Year 2 \$383,704.42
Year 3 \$391,378.50
Year 4 \$399,206.07
Year 5 \$407,190.20

TOTAL AMOUNT OF TERM: \$1,957,659.99

EXTENDED TERM(S): Two (2) terms, five (5) years

Year 6 \$415,334.00	Year 11 \$458,562.30
Year 7 \$423,640.68	Year 12 \$467,733.54
Year 8 \$432,113.49	Year 13 \$477,088.21
Year 9 \$440,755.76	Year 14 \$486,629.98
Year 10 \$449,570.88	Year 15 \$496,362.58

TOTAL AMOUNT INCLUDING EXTENDED TERMS: \$6,505,451.41

OPERATING COSTS:

FULL SERVICE X
NET _____

**FACILITIES
HOSPITAL AUTHORITY - COLUMBIA
LEASE RENEWAL
FOR APPROVAL**

FEBRUARY 10, 2023

DESCRIPTION OF LEASE RENEWAL: This lease renewal is for 11,845 square feet of clinical space located at PMOB III, 1655 Bernardin Avenue, Suites 350A and 350B in Columbia. The purpose of this lease renewal is to continue to provide office space for Cardiology, Structural Heart, Sleep Lab, and MUSC Community Physicians. The rent per square foot is \$25.00, inclusive of all building operating costs. The total monthly rental payment will be \$24,677.08, resulting in an annual lease amount of \$296,125.00. Base rent shall increase 3% annually and operating costs shall increase based on actual costs capped at 5% on controllable expenses. As a renewal incentive, the landlord has provided \$118,450.00 in TI allowance.

NEW LEASE AGREEMENT _____
RENEWAL LEASE AGREEMENT X

LANDLORD: PMOB Associates, LLC

LANDLORD CONTACT: Erreca White, Property Manager

TENANT NAME AND CONTACT: Cardiology & Structural Heart – Terri Holder, Sleep Lab – Andrew Hamer, MUSC Community Physicians – Tim Adams

SOURCE OF FUNDS: General Operating Funds

LEASE TERMS:

TERM: Five (5) years: [5/5/2023 – 5/4/2028]
TOTAL AMOUNT PER SQUARE FOOT: \$25.00
TOTAL ANNUALIZED LEASE AMOUNT:
Year 1 \$296,125.00
Year 2 \$305,008.75
Year 3 \$314,159.01
Year 4 \$323,583.78
Year 5 \$333,291.30

TOTAL AMOUNT OF TERM: \$1,572,167.84

EXTENDED TERM(S): One (1) term, five (5) years, rate to be negotiated

OPERATING COSTS:

FULL SERVICE X
NET _____

**FACILITIES
ACADEMIC/RESEARCH
BUDGET ADJUSTMENT FOR APPROVAL
February 10, 2023**

PROJECT TITLE: College of Nursing (CON) 1st Floor Renovation

PROJECT NUMBER: H51-N361

TOTAL ESTIMATED BUDGET: \$4,950,000

SOURCE(S) OF FUNDS: CON Reserves (Clinical Reserves)

PREVIOUS APPROVALS:

1. Board of Trustees, April 8, 2022, Feasibility Study Project Estimate \$3,710,000
2. South Carolina State Engineer plan review:
3. City of Charleston Board of Architectural Review, ADA/Design Review, December 2022

BUDGET CHANGE REQUEST: This request is to increase the project budget by \$1,240,000. There have been significant escalations in the cost of construction and materials since the previous approval in April 2022. The predesign construction cost estimate provided for the feasibility study was based on a range between \$150 - \$200 per square foot for construction. After completion of the Schematic Design (SD) documents, the adjusted estimate received from Aiken Cost Consultants increased the cost per square foot to \$338. Pricing has been updated to reflect the RS Means 2022 cost database, current location factors, and market conditions and is their professional opinion of the probable cost of construction. The non-construction costs for this project have remained relatively stable from the previous estimate.

SCOPE OF WORK: This project primarily includes renovation of the existing ground floor of the College of Nursing Building on Jonathan Lucas Street to create flexible and multi-functional student-centric education and community spaces and collaborative research and practice hub conference spaces in support of the Nursing program's missions. The ground floor renovation consists of approximately 11,000 gross square feet and will include a new accessible lobby for the Nursing Building from Jonathan Lucas at the ground level and an interior stair for access to the 2nd floor. An existing skills lab on the 3rd floor is programmed to be relocated to the first floor and the existing space will then be repurposed to support faculty, staff, and student engagement and activities. The main lobby will feature collaborative gathering areas for the entire college as well as serve as pre-function space in support of the classroom and lecture spaces and can be used during break-out sessions. The renovation will include a 1,700 square foot lecture-type hall that can be subdivided into smaller lecture rooms, two 375 square foot classrooms that can be combined to a single classroom, a 600 square foot sub-dividable research hub, and a 1,200 square foot multifunctional common area adjacent to a kitchen to support CON workforce and student community and engagement, workshops, conferences, and professional meetings. The renovation will include state-of-the-art AV systems and technologies to support in-person and remote instruction.

JUSTIFICATION: To adequately accommodate growth in student numbers; meet AACN accreditation requirements for curriculum content; and support a pipeline of qualified nurses in South Carolina - all through innovative, competency-based training in a modern learning environment - it is imperative that our College strategically expand the utilization of space within our current building. Addressing these key objectives is critical to our continued growth and sustainability.

PROJECTED MILESTONE SCHEDULE:

Completion of Design Development: March 2023

Completion of Contract Documents: June 2023

General Contractor selection and formal project pricing: July 2023

Estimate of construction start and duration: September 2023, estimated 16 months in duration

MEDICAL UNIVERSITY OF SOUTH CAROLINA (MUSC) BOARD OF TRUSTEES
REGULAR AGENDA
February 10, 2023
101 Colcock Hall

Members of the Board of Trustees

Dr. James Lemon, Chairman	Dr. Richard M. Christian, Jr.
Mr. Charles Schulze, Vice-Chairman	Dr. Paul T. Davis
Ms. Terri R. Barnes	Dr. Donald R. Johnson II
The Honorable James A. Battle, Jr.	Ms. Barbara Johnson-Williams
Mr. William H. Bingham, Sr.	Dr. G. Murrell Smith, Sr.
Dr. W. Melvin Brown III	Mr. Michael E. Stavrinakis
Dr. Henry F. Butehorn III	Thomas L. Stephenson, Esq.
Dr. C. Guy Castles III	Dr. Bartlett J. Witherspoon, Jr.

Trustees Emeriti

Mr. Allan E. Stalvey Dr. Charles B. Thomas, Jr. Dr. James E. Wiseman, Jr.

- | | | |
|---------|--|---|
| Item 1. | Call to Order | Dr. James Lemon
<i>Chairman</i> |
| Item 2. | Roll Call..... | Katherine Haltiwanger
<i>Board Secretary</i> |
| Item 3. | Date of Next Meeting – April 14, 2023..... | Katherine Haltiwanger
<i>Board Secretary</i> |
| Item 4. | Approval of Meeting Minutes | Dr. James Lemon
<i>Chairman</i> |

Recommendations and Informational Report of the President: Dr. David Cole

- | | | |
|---------|---|------------------------------------|
| Item 5. | General Informational Report of the President | Dr. David Cole
<i>President</i> |
| Item 6. | Other Business | Dr. David Cole
<i>President</i> |

Research and Institutional Advancement Committee: Terri Barnes, Chair

- | | | |
|---------|--|---|
| Item 7. | Institutional Advancement Update | Kate Azizi
<i>Vice President for Institutional Advancement</i> |
| Item 8. | Office of Research Update | Dr. Lori McMahon
<i>Vice President for Research</i> |

Item 9. MUSC Foundation Update Stuart Ames
Chief Executive Officer, MUSC Foundation

Item 10. Other Committee Business Terri Barnes
Committee Chair

Education, Faculty & Student Affairs Committee: Barbara Johnson-Williams, Chair

Item 11. Provost Report Dr. Lisa Saladin
Executive Vice President for Academic Affairs and Provost

Item 12. Ratification of the Appointment and Compensation for the Dean,
College of Medicine and Vice President for Medical Affairs Barbara Johnson-Williams
Committee Chair

Item 12.1 Other Committee Business Barbara Johnson-Williams
Committee Chair

Finance and Administration Committee: Jim Battle, Chair

Item 13. MUSC Financial Report..... Patrick Wamsley
Chief Financial Officer, MUSC

Item 14. MUSC Physicians Financial Report Jonathan Boone
Interim Chief Financial Officer, MUSC Physicians

Item 15. Other Committee Business Jim Battle
Committee Chair

Other Business for the Board of Trustees

Item 16. Approval of Consent Agenda Dr. James Lemon
Chairman

Item 17. Executive Session Dr. James Lemon
Chairman

Upon proper motion and vote, the Board may convene a closed session pursuant to SC Code Ann. §30-4-70. Although the Board will not vote on any items discussed in closed session, the Board may return to public session to vote on items discussed.

Item 18. New Business for the Board of Trustees Dr. James Lemon
Chairman

Item 19. Report from the Chairman Dr. James Lemon
Chairman

MUSC Board of Trustees Report Institutional Advancement Update

February 2023



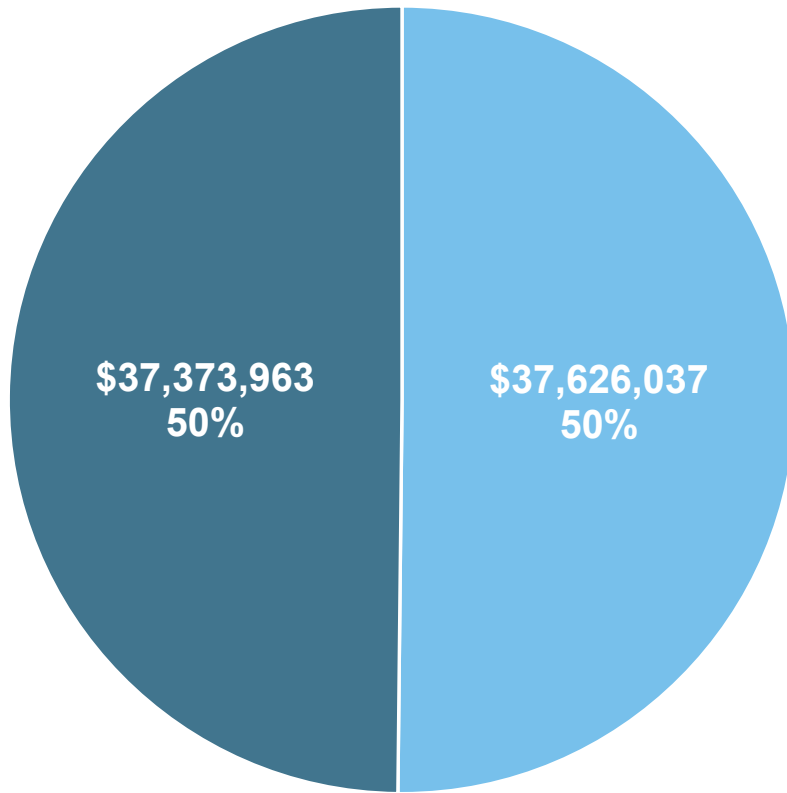
**FY23 Progress
as of January 18, 2023**

Dollars Raised

Goal:
\$75,000,000

Achieved to Date:
\$37,626,037

Progress to Goal:
50%



■ Funds Raised ■ Funds Left to Raise

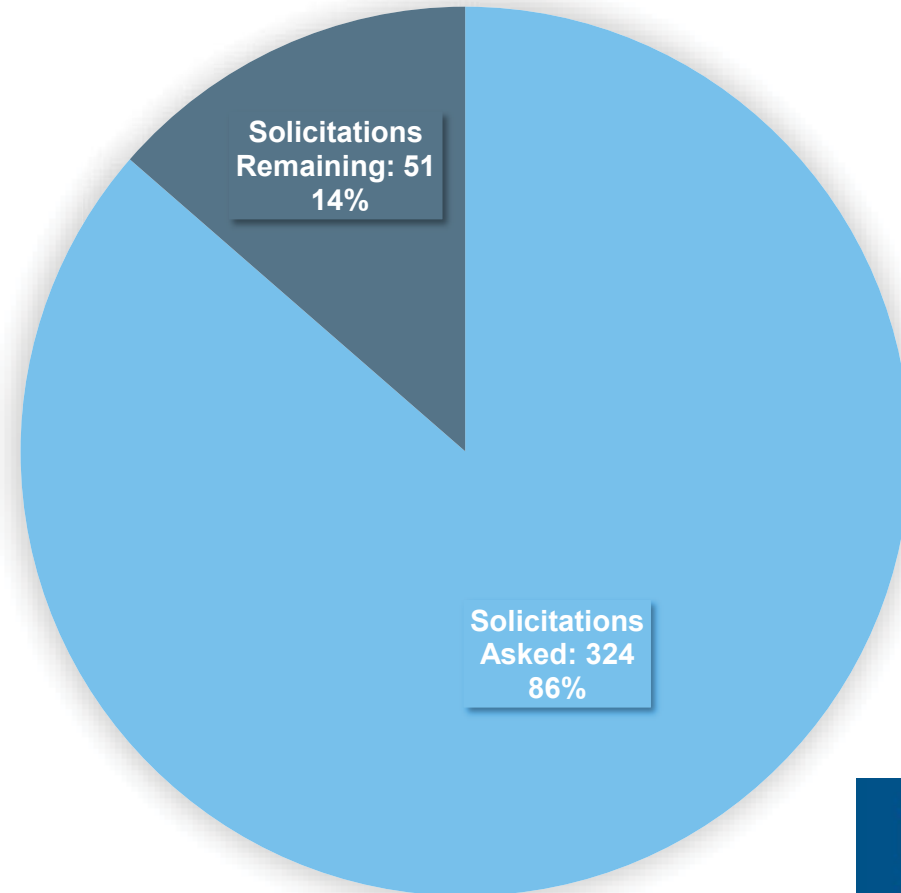
FY23 Progress as of January 18, 2023

Solicitations

\$25K+ Solicitations
Asked Goal: 375

Achieved to Date:
324

Progress to Goal:
86%



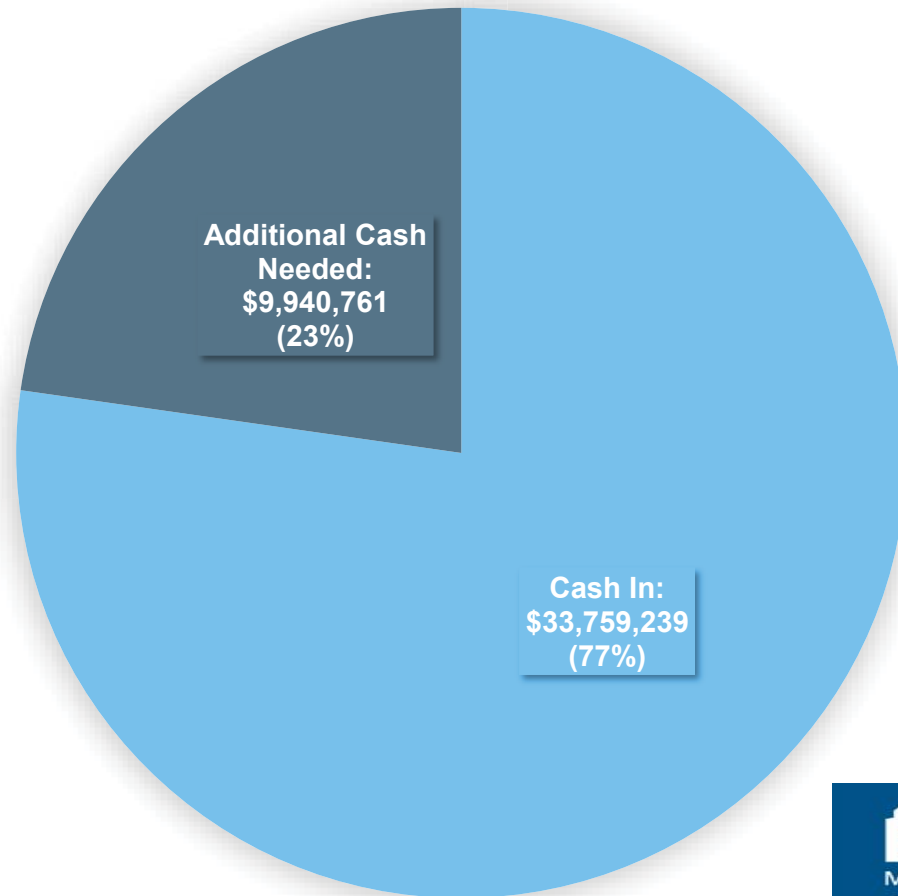
FY23 Progress as of January 18, 2023

Cash In

Cash into MUSCF
Goal: \$43.7M

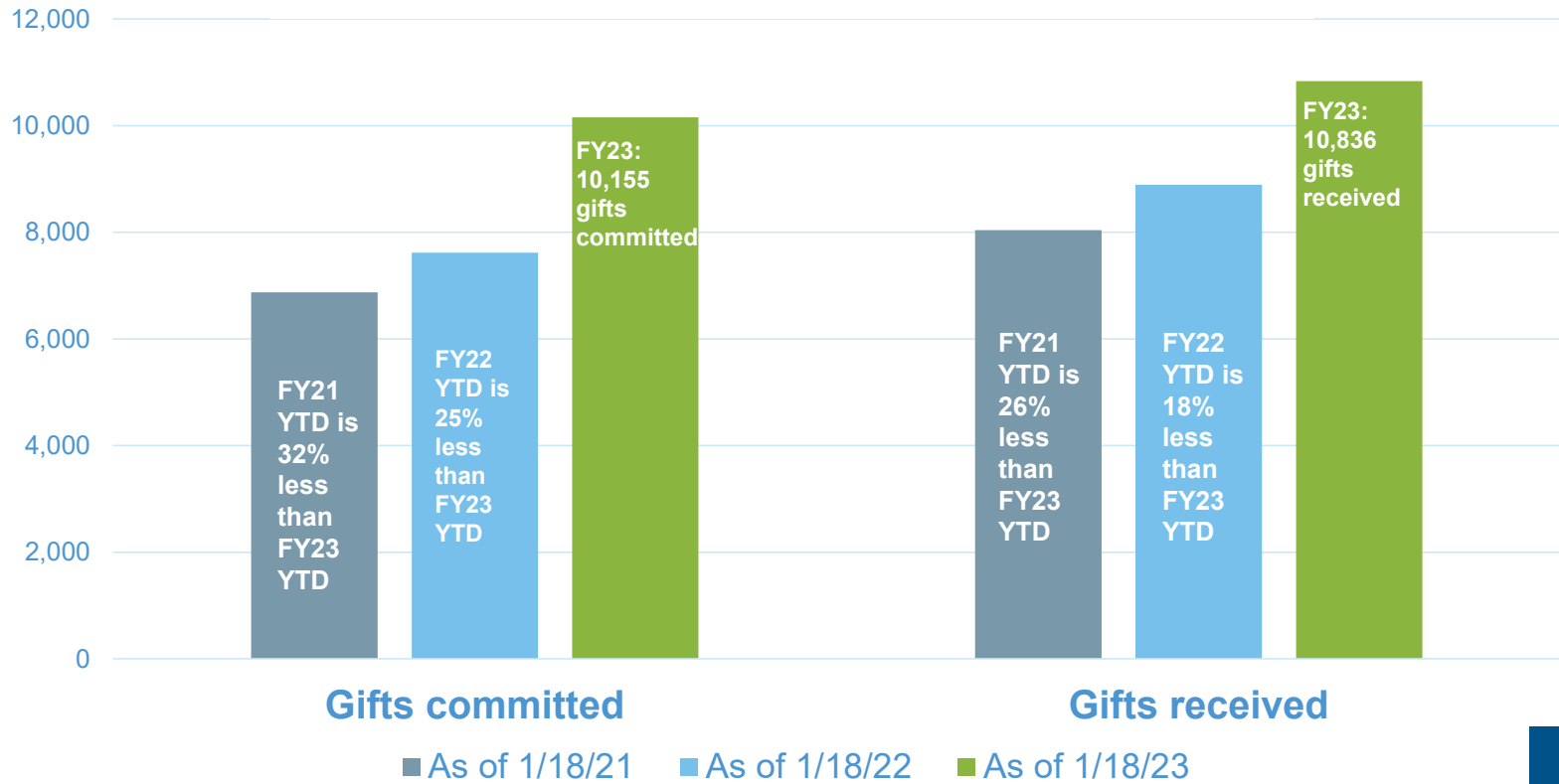
Achieved as of
12.31.22: \$33,759,239

Progress to Goal: 77%



FY23 Progress as of January 18, 2023

Gifts Committed and Received to Date, Year Over Year



#GIVINGTUESDAY

Nov. 29, 2022

One day. Unlimited possibilities.

**That's 200 more donors
(63% more) impacting
MUSC on Giving
Tuesday than in FY22!**

**\$635,162
was
raised...**

**...from
515
donors!**

THE MEDICAL UNIVERSITY OF SOUTH CAROLINA
Monthly Financial Reports
Table of Contents
For the Six (6) Month Period Ended December 31, 2022

	<u>Page</u>
Statement of Net Position	1
University Budgeted Funds Comparison to Budget	2
Notes to the Financial Statements	3-4
Summary of Current Debt Obligations and Analysis of Available Bonded Debt Capacity	5
Statement of Revenues, Expenses and Changes in Net Position For Affiliated Organizations	6

The Medical University of South Carolina and Affiliated Organizations
Statement of Net Position
As of December 31, 2022

	<u>University</u>	<u>Area Health Education Consortium</u>	<u>CHS Development Company</u>
Assets & Deferred Outflows			
Cash and Cash Equivalents	\$ 420,216,739	\$ 10,237,010	\$ -
Cash and Cash Equivalents - Restricted	30,269,014	-	2,547,464
State Appropriation Receivable	97,457,163	6,261,610	-
Student Tuition and Fees Receivable	37,657,601	-	-
Student Loan Receivable	11,549,732	-	-
Grants and Contracts Receivable	92,566,167	208,707	-
Capital Improvement Bond Proceeds Receivable	-	-	-
Lease Receivable	14,290,867	-	3,874,470
Other Receivables	3,959,620	-	-
Investments	-	-	-
Prepaid Items	9,393,209	-	160,889
Capital Assets, net of Accumulated Depreciation	444,190,471	-	-
Due from Hospital Authority	3,375,630	-	-
Due from Other Funds	115,590,287	-	-
Bond Issue Costs	-	-	-
Derivative Instruments Fair Value / Deferred Outflows	-	-	-
Deferred loss on Debt Refinancing	9,385	-	31,735
Deferred Outflows-Pensions	78,330,171	-	-
Deferred Outflows-OPEB	203,436,421	-	-
Other Assets	-	-	-
Total Assets & Deferred Outflows	\$ 1,562,292,477	\$ 16,707,327	\$ 6,614,558
Liabilities & Deferred Inflows			
Accounts Payable	\$ 22,087,176	\$ 86,242	\$ -
Accrued Payroll and Other Payroll Liabilities	40,620,533	-	-
Accrued Compensated Absences	31,431,216	181,586	-
Deferred Revenue	124,291,923	6,138,449	-
Retainages Payable	2,209,410	-	-
Long-Term Debt	93,298,677	-	5,450,000
Lease Liability	93,958,461	-	-
Interest Payable	630,246	-	61,313
Deposits Held for Others	1,627,433	21,605	-
Due to Hospital Authority	-	-	-
Due to Other Funds	7,286,759	-	-
Federal Loan Program Liability	11,418,021	-	-
Derivative Instruments Fair Value / Deferred Inflows	-	-	-
Net Pension Liability	435,640,174	-	-
Net OPEB Liability	713,762,073	-	-
Deferred Inflows-Leases	14,971,268	-	-
Deferred Inflows-Pensions	107,653,058	-	-
Deferred Inflows-OPEB	41,655,795	-	-
Other Liabilities	35,890,834	-	-
Total Liabilities & Deferred Inflows	\$ 1,778,433,057	\$ 6,427,882	\$ 5,511,313
Net Position	(216,140,580)	10,279,445	1,103,245
Total Liabilities & Deferred Inflows and Net Position	\$ 1,562,292,477	\$ 16,707,327	\$ 6,614,558

The Medical University of South Carolina
 Budgeted Funds Comparison to Budget (Expenses Classified by Category)
 For the period ending December 31, 2022

	Budget	Prorated Budget (Note)	Actual	Variance	
Revenues					
Federal Grants & Contracts	\$ 143,729,464	\$ 71,864,732	\$ 74,588,789	\$ 2,724,057	F
Federal Grants Indirect Cost Recoveries	41,203,063	20,601,532	20,419,118	(182,414)	U
State Grants & Contracts	8,921,887	4,460,944	4,381,594	(79,350)	U
Private Grants & Contracts	36,319,143	18,159,572	15,405,320	(2,754,252)	U
Private Grants Indirect Cost Recoveries	6,546,261	3,273,131	2,690,240	(582,891)	U
Total Grants & Contracts	236,719,818	118,359,911	117,485,061	(874,850)	U
State Appropriations	123,183,540	61,591,770	62,380,793	789,023	F
Tuition and Fees	115,504,693	57,752,347	56,347,565	(1,404,782)	U
Pass-Through Revenues	116,347,979	58,173,990	58,315,173	141,183	F
Gifts	26,406,705	13,203,353	5,269,535	(7,933,818)	U
Transfers from (to) MUSC Physicians	102,291,145	51,145,573	49,569,931	(1,575,642)	U
Sales and Services of Educational Departments	17,136,923	8,568,462	8,131,122	(437,340)	U
Sales and Services of Auxiliary Enterprises	14,285,172	7,142,586	5,428,763	(1,713,823)	U
Interest and Investment Income	3,041	1,521	(26,151)	(27,672)	U
Endowment Income	4,545,442	2,272,721	769,823	(1,502,898)	U
Miscellaneous	15,778,117	7,889,059	8,758,646	869,587	F
Miscellaneous - Residents	8,000,000	4,000,000	4,000,000	-	F
Authority Revenue	97,308,141	48,654,071	50,359,153	1,705,082	F
Authority Revenue - Residents	74,583,968	37,291,984	37,291,984	-	F
Intra-Institutional Sales	41,582,808	20,791,404	19,304,072	(1,487,332)	U
Total Other	756,957,674	378,478,841	365,900,409	(12,578,432)	U
Total Revenues	993,677,492	496,838,752	483,385,470	(13,453,282)	U
Expenditures					
Salaries	\$ 366,599,538	\$ 183,299,769	\$ 179,194,152	\$ 4,105,617	F
Miscellaneous Personnel Expenditures	5,197,950	2,598,975	-	2,598,975	F
Fringe Benefits	142,367,731	71,183,866	70,031,199	1,152,667	F
Total Personnel	\$ 514,165,219	\$ 257,082,610	\$ 249,225,351	\$ 7,857,259	F
Contractual Services	\$ 180,625,308	\$ 90,312,654	\$ 85,899,510	\$ 4,413,144	F
Pass-through Expenditures	116,347,979	58,173,990	58,315,173	(141,183)	U
Supplies	61,717,312	30,858,656	28,391,743	2,466,913	F
Fixed Charges	55,792,105	27,896,053	26,638,921	1,257,132	F
Equipment	9,760,068	4,880,034	3,982,570	897,464	F
Travel	3,981,829	1,990,915	2,034,711	(43,796)	U
Trainee / Scholarships	24,559,596	12,279,798	11,096,358	1,183,440	F
Other Expenses	6,105,086	3,052,543	435,192	2,617,351	F
Debt Service	9,680,387	4,840,194	4,967,444	(127,250)	U
Total Other	\$ 468,569,670	\$ 234,284,837	\$ 221,761,622	\$ 12,523,215	F
Total Expenditures	\$ 982,734,889	\$ 491,367,447	\$ 470,986,973	\$ 20,380,474	F
Other Additions (Deductions)					
Transfers from(to) Plant Funds	(42,293,869)	(21,146,935)	(22,871,741)	(1,724,806)	U
Other Transfers	33,413	16,707	(136,600)	(153,307)	U
Prior Year Fund Balance Usage	38,162,857	19,081,429	15,788,840	(3,292,589)	U
Total Other Additions (Deductions)	\$ (4,097,599)	\$ (2,048,799)	\$ (7,219,501)	\$ (5,170,702)	U
NET INCREASE (DECREASE) in Fund Balance	\$ 6,845,004	\$ 3,422,506	\$ 5,178,996	\$ 1,756,490	F
Non-Budgeted Items					
Net Unfunded Pension Expense			861,075		
Net Unfunded OPEB Expense			(18,470,357)		
Depreciation			(18,147,840)		
Endowment Gains/Losses			1,419,689		
Gain (Loss) on Disposition of Property			(175,959)		
Other Non-Budgeted Items			15,197,014		
SRECNP Bottom Line			(14,137,382)		

THE MEDICAL UNIVERSITY OF SOUTH CAROLINA
NOTES TO THE FINANCIAL STATEMENTS
December 31, 2022

Note 1. *Basis of Presentation*

This financial statement provides summarized information for The Medical University of South Carolina (MUSC) and its affiliated organizations in discrete columns on the same page. The purpose of this financial report is to provide information that will be helpful to those who must make decisions about MUSC.

Note 2. *State Appropriations*

State appropriations revenue is prorated evenly over the twelve month period for which the funds are to be spent.

Note 3. *Cash and Cash Equivalents - Restricted*

Cash and cash equivalents - restricted include bond proceeds, the debt service reserve accounts, and the debt service fund accounts.

Note 4. *Capital Assets, Net of Accumulated Depreciation*

The University's capital assets, net of accumulated depreciation consists of the following:

Construction in progress	\$ 50,460,359
Projects in progress	3,622,699
Land/Bldgs/Equipment/Accumulated depreciation	<u>390,107,413</u>
Capital Assets, Net of Accumulated Depreciation	<u>\$ 444,190,471</u>

Note 5. *Construction in Progress*

The itemized construction-in-progress will be updated in future months.

Note 6. *Deferred Revenue*

The University's deferred revenue consists of the following:

State appropriations	\$ 62,380,793
Grants and contracts	18,731,020
Student tuition and fees	40,582,539
Other	<u>2,597,571</u>
Total Deferred Revenue	<u>\$ 124,291,923</u>

THE MEDICAL UNIVERSITY OF SOUTH CAROLINA
NOTES TO THE FINANCIAL STATEMENTS
December 31, 2022

Note 7. *Long Term Liabilities and Leases*

The University's long term liabilities and leases consist of the following:

Lease Liability	\$ 93,958,460
Higher Ed Refunded Revenue bond payable	16,255,000
State Institution bonds payable	41,985,000
Energy Performance Note Payable	27,997,545
Premium on State Institution bonds payable	6,278,898
Premium on Refunding Revenue Bonds	<u>782,110</u>
Total Long Term Liabilities and Leases	<u>\$ 187,257,013</u>

Note 8. *Summary of Net Position*

The University implemented GASB Statement No. 68, *Accounting and Financial Reporting for Pensions* in fiscal year 2015 and GASB Statement No. 75, *Accounting and Financial Reporting for Post Employment Benefits Other Than Pensions (OPEB)* in fiscal year 2018. These statements require participating employers to report their proportionate share of the plans' net pension liability and OPEB liabilities, pension and OPEB expense and deferred outflows and inflows. In fiscal year 2022, excluding the GASB 68 and GASB 75 impact, the University's unrestricted net position increased \$39.6 million for a total of \$200.2 million. In fiscal year 2021, excluding the GASB 68 and GASB 75 impact, the University's net position increased \$2.3 million for a total of \$160.6 million. In fiscal year 2020, excluding the GASB 68 and GASB 75 impact, the University's unrestricted net position decreased \$7.1 million for a total of \$158.3 million. In fiscal year 2019, excluding the GASB 68 and GASB 75 impact, the University's unrestricted net position increased \$28.2 million for a total of \$165.4 million.

	Per annual CAFR			
	<u>FY2022</u>	<u>FY2021</u>	<u>FY2020</u>	<u>FY2019</u>
Net investment in capital assets	\$ 264,898,753	\$ 256,273,784	\$ 273,745,547	\$ 290,960,785
Restricted				
Nonexpendable	94,737,549	93,450,804	92,884,333	91,997,286
Expendable	204,093,027	172,064,021	119,736,905	113,211,622
Unrestricted (exclusive of GASB 68 and 75 liabilities)	200,247,718	160,633,515	158,323,021	165,423,830
Unrestricted (including GASB 68 and 75 liabilities)	<u>(961,299,272)</u>	<u>(908,652,076)</u>	<u>(868,396,874)</u>	<u>(841,631,771)</u>
Total net position	<u>\$ (197,322,225)</u>	<u>\$ (226,229,952)</u>	<u>\$ (223,707,068)</u>	<u>\$ (180,038,248)</u>

Medical University of South Carolina
Summary of Current Debt Obligations

(\$\$ in thousands)

	Original Issue	Purpose	Outstanding & Authorized as of 31-Dec-2022
State Institution Bonds (SIB)			
SIB 2012B refunding	12,645	Refunding SIB 2001C, 2003D, & 2003J	1,645
SIB 2016D	30,095	Refunding SIB 2005A & convert BAN	18,135
SIB 2021D	<u>23,415</u>	Refunding SIB 2011D & to fund construction of capital projects	<u>22,205</u>
	<u>\$ 146,150</u>		
Current SIB Debt Authorized and Issued			<u>\$ 41,985</u>
Notes Payable - JEDA	<u>\$ 32,985</u>	Construction of College Health Health Profession facilities	<u>\$ 5,450</u>
Refunding Revenue Bonds, Series 2017			
2017	<u>\$ 25,115</u>	Refunding of Higher Ed Revenue Bonds	<u>\$ 16,255</u>
Energy Performance Note Payable			
EPNP 02-27-19	<u>\$ 30,000</u>	Energy Savings	<u>\$ 27,998</u>

MUSC Affiliated Organizations
Statement of Revenues, Expenses and Changes in Net Position
For the Six (6) Month Period Ending December 31, 2022

	<u>Area Health Education Consortium</u>	<u>CHS Development Company</u>
Operating Revenues		
Student Tuition and Fees	\$ -	\$ -
Federal Grants and Contracts	448,912	-
State Grants and Contracts	1,016,849	-
Local Government Grants and Contracts	-	-
Nongovernmental Grants and Contracts	50,000	-
Sales and Services to Hospital Authority	-	-
Sales and Services of Educational and Other Activities	-	-
Sales and Services of Auxiliary Enterprises	-	-
Interest Income	-	129,240
Other Operating Revenues	19,803	-
Total Operating Revenues	<u>1,535,564</u>	<u>129,240</u>
Operating Expenses		
Compensation and Employee Benefits	762,042	-
Pension Benefits		
OPEB Expense		
Services and Supplies	1,299,619	-
Utilities	-	-
Scholarships and Fellowships	14,200	-
Refunds to Grantors	-	-
Interest Expense	-	67,564
Depreciation and Amortization	-	78,175
Total Operating Expenses	<u>2,075,861</u>	<u>145,739</u>
Operating Income (Loss)	<u>(540,297)</u>	<u>(16,499)</u>
Nonoperating Revenues (Expenses)		
State Appropriations	6,138,450	-
State Appropriations - MUHA	-	-
Gifts and Grants Received	-	-
Investment Income	-	-
Interest Expense	-	-
Gain (Loss) on Disposal of Capital Assets	-	-
Transfers From (To) Other State Agencies	-	-
Other Nonoperating Revenues (Expenses), net	-	-
Net Nonoperating Revenues (Expenses)	<u>6,138,450</u>	<u>-</u>
Income (Loss) Before Other Revenues, Expenses, Gains, Losses and Transfers	<u>5,598,153</u>	<u>(16,499)</u>
Capital Appropriations	-	-
Capital Grants and Gifts	-	-
Additions to Permanent Endowments	-	-
Transfers From (To) MUSC Physicians (UMA)	-	-
Transfers From (To) AHEC	319	-
Transfers From (To) CHS Development	-	5,154
Transfers From (To) Facilities Corporation	-	-
Increase (Decrease) In Net Position	<u>\$ 5,598,472</u>	<u>\$ (11,345)</u>

MUSC Physicians and Carolina Family Care

Interim Financial Statements For the six month period ending December 31, 2022

Consolidated Actual to Budget Variance	1
MUSCP Executive Summary	2
MUSCP Actual to Budget Variance	3
MUSCP Statement of Net Position	4-5
CFC Executive Summary	6
CFC Actual to Budget Variance	7
CFC Statement of Net Position	8-9
CFC Statement of Revenues, Expenses and Changes in Net Position – detailed	10
Consolidated Due to and Due From	11
Listing of Approved Unbudgeted Expenses	12

Unaudited – For Management Use

MUSC Physicians and Carolina Family Care, Inc.
(A Component Unit of MUSC)
Statement of Revenues, Expenses and Changes in Net Position
For the 6 Month Period Ending - December 31, 2022

	MUSC Physicians				Carolina Family Care, Inc.		Total		
	College of Medicine	Corporate	Ambulatory Care	Other	Carolina Family Care Primary Care	Other	Total	Total	Total
	Actual	Actual	Actual	Actual	Actual	Actual	Actual	Fixed Budget	Variance
Operating revenues:									
Net clinical service revenue	225,347,829	-	-	1,982,939	12,833,755	1,136,936	241,301,459	237,635,354	3,666,105
Supplemental medicaid	23,362,428	-	-	-	1,600,000	-	24,962,428	24,962,429	-
Other operating revenue	1,914,844	1,347,040	705	2,146,499	2,226,246	-	8,815,079	8,638,852	176,227
Intercompany transfers	(65,428,939)	18,419,833	44,861,559	2,147,547	-	-	-	-	-
Purchased services	53,863,768	1,053,101	(1,234,817)	1,466,665	613,506	2,929,029	59,798,265	61,899,246	(2,100,981)
Grant salary reimb. from MUSC	8,385,688	-	-	22,889	-	-	8,408,577	9,325,724	(917,147)
Total operating revenues	247,445,618	20,819,973	43,627,448	7,766,538	17,273,508	4,065,965	343,285,808	342,461,604	824,205
Operating expenses:									
Salaries, wages and benefits	187,659,580	17,634,579	15,573,479	3,871,903	11,156,099	3,259,348	239,326,663	239,528,979	202,316
MUSCP reimb. for education and research	50,925,930	-	-	93,894	-	-	51,019,824	51,019,824	-
Supplies	3,043,730	134,003	21,000,492	54,933	1,202,718	40,048	25,521,656	24,255,779	(1,265,876)
Contractual services	2,209,053	3,541,457	757,176	493,567	557,897	826,879	9,321,880	10,628,989	1,307,109
Facility cost and equipment	31,043	652,715	4,614,901	203,857	1,054,713	137,691	6,727,798	7,121,999	394,201
Professional liability insurance	3,968,758	15,557	1,410	167	178,949	14,881	4,179,722	4,519,895	340,174
Depreciation	-	291,618	1,836,081	29,372	155,554	-	3,018,916	3,349,810	330,894
Meals and travel	1,141,304	164,761	17,678	140,799	7,900	11,515	1,483,958	1,949,358	465,400
Other expenses	345,289	563,116	66,135	65,200	(12,559)	34,138	1,061,319	1,196,324	135,004
Faculty and staff recruitment	239,057	184,502	5,733	130,480	8,107	44,344	612,224	687,802	75,578
MUSCP corporate shared services	-	-	-	-	1,209,931	13,885	1,223,816	1,304,708	80,893
Total operating expenses	249,563,745	23,182,309	43,873,085	5,084,172	15,519,308	4,382,729	343,497,775	345,563,467	2,065,692
Operating income (loss)	(2,118,126)	(2,362,336)	(245,637)	2,682,366	1,754,199	(316,764)	(211,967)	(3,101,863)	2,889,896
Operating margin	(0.9%)	(11.3%)	(0.6%)	34.5%	10.2%	(7.8%)	(0.1%)	(0.9%)	
Nonoperating revenue (expenses):									
Investment income	747,315	2,438,041	-	3,076,433	37	162	6,261,989	3,125,562	3,136,427
Interest expense	-	(161,455)	-	(900,437)	-	(32,921)	(1,620,296)	(1,271,214)	(349,082)
Rental income	13,541	87,290	245,637	3,355,925	13,397	251	3,716,041	3,734,185	(18,144)
Rent expense	-	-	-	(741,016)	-	-	(741,016)	(741,016)	-
Gain (loss) on disposal of assets	-	(1,540)	-	-	-	-	(1,540)	-	(1,540)
Total Nonoperating revenue (expenses)	760,856	2,362,335	245,637	4,790,905	13,434	(32,508)	7,615,177	4,847,517	2,767,660
Change in net position	\$ (1,357,271)	\$ -	\$ -	\$ 7,473,270	\$ 1,767,633	\$ (349,271)	\$ 7,403,210	\$ 1,745,654	\$ 5,657,556
Net margin	(0.5%)	0.0%	0.0%	96.2%	10.2%	(8.6%)	2.2%	0.5%	

Notes:

MUSC Physicians Other includes other Colleges (Nursing CoHP, Dental), Presidents Fund, Rental Properties and Investment Account
Carolina Family Care, Inc. Other includes Grace Internal Medicine, Institutional Advancement, and MHA Participant Distribution

Medical University of South Carolina Physicians

Executive Summary

For the six-month period ending December 31, 2022

Charges:

- **YTD: 4% over budget and 8% over last year**
- Month of December: 1% over budget and 8% over last year
- Top 5 clinical departments: Family Medicine, Infusion, Orthopedics, Psychiatry, Radiology w/contracts
- Bottom 5 clinical departments: Pathology & Lab Medicine, Otolaryngology, Urology, Ophthalmology, Emergency Medicine

Payments:

- **YTD: 1% over budget and 4% over last year**
- Month of December: (4%) under budget and (2%) under last year
- 35.3 Days in AR and \$86 per wRVU

Income/(Loss):

- **(\$1.6M) Operating Loss; (0.5%) Operating Margin**
 - \$2.1M favorable variance to fixed budget
 - \$4.8M favorable net clinical service revenue
 - (\$2.3M) unfavorable purchased services - attributed to hospital bill reconciliation coverage model
 - (\$0.9M) unfavorable grant salary reimbursement
 - (\$0.9M) unfavorable salaries, wages and benefits
 - (\$1.2M) College of Medicine
 - \$667K Group Health Surplus
 - (\$1.5M) unfavorable supplies
 - (\$1.0M) vaccines/injectables due to expanded growth (Infusion charges were 22%, or \$15.8M, overbudget)
 - \$2.5M favorability in various expense categories: contractual services, meals and travel, and facility cost and equipment
- **\$6.0M Net Income; 1.9% Net Margin**
 - \$4.9M favorable variance to fixed budget
 - \$3.2M unrealized/realized gain on investments

Balance Sheet:

- Days cash on hand: 226 days
- Current ratio: 6.7
- Net Position: \$430.5M; increased by \$6.0M compared to June 2022

Pension:

- YTD expense: \$23.9M; increased by 9.3% compared to YTD June 2022

MUSC Physicians

(A Component Unit of MUSC)

Statement of Revenues, Expenses and Changes in Net Position

For the 6 Month Period Ending - December 31, 2022

	Fiscal Year To Date				Prior Year To Date
	Actual	Fixed Budget	Variance	Var %	Actual
Operating revenues:					
Net clinical service revenue	\$ 227,330,767	\$ 222,544,289	\$ 4,786,478	2%	\$ 216,882,425
Supplemental medicaid	23,362,428	23,362,429	-	0%	27,354,820
Other operating revenue	6,588,832	6,233,714	355,118	6%	8,617,666
Purchased services	56,255,730	58,564,754	(2,309,024)	(4%)	51,230,398
Grant salary reimb. from MUSC	8,408,577	9,325,724	(917,147)	(10%)	8,011,289
Total operating revenues	<u>321,946,335</u>	<u>320,030,910</u>	<u>1,915,424</u>	<u>1%</u>	<u>312,920,667</u>
Operating expenses:					
Salaries, wages and benefits	224,911,216	224,054,303	(856,913)	(0%)	211,360,586
MUSCP reimb. for education and research	51,019,824	51,019,824	-	0%	45,406,948
Supplies	24,279,498	22,807,526	(1,471,972)	(6%)	21,555,961
Contractual services	7,937,105	8,919,434	982,329	11%	6,870,641
Facility cost and equipment	5,535,394	5,811,680	276,287	5%	5,156,130
Professional liability insurance	3,985,892	4,280,207	294,314	7%	3,947,284
Depreciation	2,863,362	3,171,924	308,562	10%	2,585,477
Meals and travel	1,464,025	1,934,400	470,375	24%	944,487
Other expenses	1,039,740	1,131,166	91,425	8%	962,181
Faculty and staff recruitment	559,681	679,654	119,972	18%	675,343
Donations - transfer to MUSCF	-	-	-	0%	25,100
Total operating expenses	<u>323,595,737</u>	<u>323,810,117</u>	<u>214,380</u>	<u>0%</u>	<u>299,490,138</u>
Operating income (loss)	(1,649,402)	(3,779,207)	2,129,804	56%	13,430,528
Operating margin	(0.5%)	(1.2%)			4.3%
Nonoperating revenue (expenses):					
Investment income	6,261,790	3,125,562	3,136,228	100%	5,264,617
Interest expense	(1,587,375)	(1,270,715)	(316,660)	(25%)	(1,496,267)
Rental income	3,702,393	3,717,732	(15,339)	(0%)	3,642,273
Rent expense	(741,016)	(741,016)	-	0%	(751,632)
Gain (loss) on disposal of assets	(1,540)	-	(1,540)	0%	27,000
Total nonoperating revenue (expenses)	<u>7,634,251</u>	<u>4,831,563</u>	<u>2,802,688</u>	<u>58%</u>	<u>6,685,992</u>
Change in net position	<u>\$ 5,984,848</u>	<u>\$ 1,052,356</u>	<u>\$ 4,932,491</u>	<u>469%</u>	<u>\$ 20,116,520</u>
Net margin	1.9%	0.3%			6.4%

Notes:

Purchased services: variance caused by timing of hospital bill reconciliation/coverage model

Grant salary reimbursement: variance caused by \$4.2M accrual for OurDay implementation delay in billings

Contractual services: underbudget Purchased outside services \$929K, Collection fees \$475K

Salary, wages and benefits: (\$1.2M) College of Medicine; Group Health surplus \$667K

Supplies: (\$1.0M) Vaccines/Injectibles due to expanded growth, but Infusion charges were 22%, or \$15.8M, overbudget

Investment income variance caused by unrealized/realized gain on investment of \$3.2M

MUSC Physicians

(A Component Unit of the Medical University of South Carolina)

Statement of Net Position

ASSETS

	<u>December 31, 2022</u>	<u>June 30, 2022</u>	<u>Variance</u>
Current Assets:			
Cash and investments	\$ 280,862,792	\$ 336,177,799	\$ (55,315,007)
Receivables:			
Patient services - net of allowances for contractual adjustments and bad debt of \$181,151,160	53,379,084	49,788,996	3,590,088
Due from the Medical University of South Carolina	20,208,963	26,362,895	(6,153,932)
Due from the Medical University Hospital Authority	8,847,877	6,042,402	2,805,475
Due from the Medical University Foundation	676,751	747,471	(70,720)
Due from Carolina Family Care, Inc.	5,225,242	6,922,849	(1,697,607)
Note receivable from CFC/MHP	756,003	756,003	-
Investment / Advancements consolidated CFC	32,270,000	32,270,000	-
Due from Comprehensive Psychiatric Services	2,930	(2,659)	5,589
Due from MCP	1,472,710	478,651	994,059
Due from MUSC Health Alliance	66,553	416,422	(349,869)
Lease receivable	2,946,249	2,946,249	-
Other current assets	29,493,675	5,477,687	24,015,987
Total Current Assets	<u>436,208,828</u>	<u>468,384,766</u>	<u>(32,175,937)</u>
Noncurrent assets:			
Capital assets:			
Land	17,034,537	17,034,537	-
Buildings	51,903,396	51,903,396	-
Furniture and equipment	31,922,290	31,172,656	749,635
Leasehold improvements	66,195,014	64,305,580	1,889,435
Rental buildings under capital lease	13,989,600	13,989,600	-
Computer software	14,207,950	14,207,950	-
Right of use assets	21,443,860	21,443,860	-
Accumulated depreciation and amortization	(104,585,213)	(99,497,004)	(5,088,209)
Lease receivable	4,257,598	5,866,028	(1,608,430)
Other assets	390,000	1,240,000	(850,000)
Investment in partnerships	6,595,269	6,595,269	-
Fair value of derivative instruments	1,125,026	(660,108)	1,785,134
Total noncurrent assets	<u>124,479,328</u>	<u>127,601,763</u>	<u>(3,122,435)</u>
Total Assets	<u>560,688,156</u>	<u>595,986,529</u>	<u>(35,298,372)</u>
Deferred outflows of resources:			
Deferred refunding cost	5,822,787	6,476,238	(653,451)
Deferred outflows-OPEB	780,785	780,785	-
Total deferred outflows	<u>6,603,572</u>	<u>7,257,023</u>	<u>(653,451)</u>
Total Assets and Deferred Outflows	<u>\$ 567,291,728</u>	<u>\$ 603,243,552</u>	<u>\$ (35,951,823)</u>

Notes:

Cash and Investments: FY22 year-end incentive payments (\$38.2M); FY23 Y incentive (salary + fringe) payments (\$12.6M);

(\$3.3M) deferred employer FICA paid; \$3.2M Realized/Unrealized Investment gains; Estimated unpaid grant salary reimb (\$4.2M)

Due from MUSC variance: due to receipt of \$10.3M Q3 FY22 Supplemental Medicaid payments received in FY23; 3 months of grant salary reimbursement \$4.2M accrued

Other current assets: variance is due to FY23 Supplemental Medicaid accrual \$23.4M; reversal of (\$1.1M) FY22 other income accruals

Leasehold Improvements: includes ongoing projects: ERP (FY23 balance increase of \$1.1M) and Nexton (FY23 balance increase of \$0.6M)

Other Assets - (Noncurrent): decrease in collateral deposit for Swap. Swap valued at \$1.1M

MUSC Physicians

(A Component Unit of the Medical University of South Carolina)

Statement of Net Position

LIABILITIES

	December 31, 2022	June 30, 2022	Variance
Current Liabilities:			
Accounts payable	\$ 743,031	\$ 7,239,840	\$ 6,496,809
Accrued interest payable	140,757	142,165	1,407
Accrued payroll	19,915,730	42,569,084	22,653,354
Accrued payroll withholdings	2,795,246	10,291,887	7,496,640
Accrued pension contribution	2,250,188	1,886,233	(363,954)
Unapplied cash - patient services	8,150,902	6,777,393	(1,373,510)
Other accrued liabilities	11,730,422	5,297,863	(6,432,559)
Due to Medical University of South Carolina	351,181	409,401	58,220
Due to Medical University Hospital Authority	9,150,276	16,453,454	7,303,178
Accrued compensated absences	3,361,533	3,182,431	(179,102)
Lease liability	2,139,610	2,139,610	-
Bonds payable	4,125,000	4,125,000	-
Total current liabilities	64,853,876	100,514,360	35,660,483
Noncurrent Liabilities:			
Accrued compensated absences	2,763,815	2,763,815	-
Lease liability	11,740,321	13,047,221	1,306,900
Bonds payable	48,665,000	52,015,000	3,350,000
Deferred inflows-leases	7,128,412	8,747,699	1,619,287
Deferred inflows-OPEB	643,300	643,300	-
Net OPEB liability	1,019,759	1,019,759	-
Total noncurrent liabilities	71,960,607	78,236,794	6,276,187
Total liabilities	136,814,483	178,751,154	41,936,670
NET POSITION			
Invested in capital assets, net of related debt	71,615,082	71,615,082	-
Unrestricted (deficit)	358,862,163	352,877,316	(5,984,847)
Total Net Position	430,477,245	424,492,398	(5,984,847)
Total Liabilities, Inflows & Net Position	\$ 567,291,728	\$ 603,243,552	\$ 35,951,823

Notes:

Accounts payable: change in balance is due to the removal of FY22 AP accruals of \$5.2M; Corporate credit card payable decrease of \$1.7M

Accrued payroll: FY23 balance includes Y incentive (salary + fringe) accrual of (\$15.7M)

Other accrued liabilities: change in balance due to FY23 (\$2.4M) Infusion accrual and (\$1.6M) R transfers accrual; (\$1.6M) PLI accrual

Due to MUHA: balance reduction due to \$4.6M Epic Cash transfer, \$1.5M IS Shared services and \$1.2M East MRI.

Rutledge Tower JEDA Bond Balance is approximately \$48.8M.

Carolina Family Care, Inc.
Including Carolina Primary Care Physicians & MUSC Health Partners
Executive Summary
For the six-month period ending December 31, 2022

Charges-CFC:

- **YTD: 1% over budget and 14% over last year**
- Month of December: (2%) under budget and 13% over last year

Payment-CFC:

- **YTD: (7%) under budget and 7% over last year**
- Month of December: (4%) under budget and (2%) under last year
- 25 Days in AR and \$77 per wRVU

Income/(Loss):

- **\$1.4M Operating Income; 6.7% Operating Margin**
 - \$0.8M favorable variance to fixed budget
 - (\$1.1M) unfavorable net clinical service revenue
 - \$1.1M favorable salaries due to CFC Primary Care vacancies
 - \$0.6M favorable various expense categories: supplies, contractual services, and facility cost and equipment
- **\$1.4M Net Income; 6.6% Net Margin**
 - \$0.7M favorable variance to fixed budget

Balance Sheet:

- Current ratio: 0.7
- Net Position: (\$1.3M); increased by \$1.4M compared to June 2022
- Assets decreased by \$1.4M compared to June 2022
 - (\$2.3M) decrease in cash and cash equivalents (payments to UMA)
 - (\$0.7M) decrease in receivables, patient services
 - \$1.5M increase in Other current assets (Supplemental Medicaid accrual)
- Liabilities decreased by (\$2.8M) compared to June 2022
 - (\$1.2M) decrease in accounts payable
 - (\$0.7M) decrease in accrued payroll
 - (\$0.7M) decrease in accrued payroll withholdings
 - \$1.8M increase in unapplied cash – patient services
 - (\$1.7M) decrease in due to UMA

Carolina Family Care, Inc.
(Including Carolina Primary Care Physicians and MUSC Health Partners)
Statement of Revenues, Expenses and Changes in Net Position
For the 6 Month Period Ending - December 31, 2022

	Fiscal Year To Date				Prior Year To Date
	Actual	Fixed Budget	Variance	Var %	Actual
Operating revenues:					
Net clinical service revenue	\$ 13,970,691	\$ 15,091,065	\$ (1,120,373)	(7%)	\$ 12,465,060
Supplemental medicaid	1,600,000	1,600,000	-	0%	1,600,000
Other operating revenue	2,226,246	2,405,138	(178,892)	(7%)	2,573,471
Purchased services	3,542,535	3,334,492	208,044	6%	1,646,799
Total operating revenues	<u>21,339,473</u>	<u>22,430,694</u>	<u>(1,091,221)</u>	<u>(5%)</u>	<u>18,285,330</u>
Operating expenses:					
Salaries, wages and benefits	14,415,447	15,474,676	1,059,229	7%	11,909,609
Supplies	1,242,765	1,448,253	205,488	14%	1,488,967
Contractual services	1,384,776	1,709,555	324,779	19%	1,285,161
Depreciation	155,554	177,886	22,332	13%	117,414
Facility cost and equipment	1,192,404	1,310,319	117,915	9%	1,113,785
Professional liability insurance	193,830	239,689	45,859	19%	237,311
Meals and travel	19,415	14,958	(4,457)	(30%)	8,712
Faculty and staff recruitment	52,451	8,148	(44,303)	(544%)	8,215
MUSCP corporate shared services	1,223,816	1,304,708	80,893	6%	1,112,816
Other expenses	21,579	65,158	43,579	67%	10,444
Total operating expenses	<u>19,902,038</u>	<u>21,753,350</u>	<u>1,851,313</u>	<u>9%</u>	<u>17,292,434</u>
Operating income (loss)	1,437,435	677,344	760,092	112%	992,896
Operating margin	6.7%	3.0%			5.4%
Nonoperating revenue (expenses):					
Investment income	199	-	199	0%	172
Interest expense	(32,921)	(499)	(32,422)	(6497%)	(1,405)
Rental income	13,648	16,453	(2,805)	(17%)	22,908
Total nonoperating revenue (expenses)	<u>(19,073)</u>	<u>15,954</u>	<u>35,028</u>	<u>220%</u>	<u>21,675</u>
Change in net position	<u>\$ 1,418,362</u>	<u>\$ 693,298</u>	<u>\$ 725,064</u>	<u>105%</u>	<u>\$ 1,014,571</u>
Net margin	6.6%	3.1%			5.5%

Notes:

*Net clinical service revenue: (\$948K) CFC Primary Care underbudget and (\$225K) Grace Internal Medicine underbudget
Contractual services: \$129K Grace Internal Medicine underbudget, \$103K Carnes Crossroads Primary Care underbudget
Salaries and benefits: CFC Primary Care vacancies \$939K*

Carolina Family Care, Inc.

Including Carolina Primary Care Physicians and MUSC Health Partners

Statement of Net Position**ASSETS**

	<u>December 31, 2022</u>	<u>June 30, 2022</u>	<u>Variance</u>
Current Assets:			
Cash and cash equivalents	\$ 1,798,956	\$ 4,144,560	\$ (2,345,605)
Receivables:			
Patient services - net of allowances for contractual adjustments and bad debt of \$6,711,710	2,026,423	2,744,362	(717,939)
Due from the Medical University of South Carolina	15,179	-	15,179
Due from the Medical University Hospital Authority	527,007	491,124	35,882
Due from MCP	1,147,893	593,319	554,574
Due from MUSC Health Alliance	309,276	524,839	(215,563)
Due from MSV	1,009,460	512,573	496,888
Lease receivable	20,127	20,127	-
Other current assets	1,868,637	333,534	1,535,103
Total Current Assets	<u>8,722,958</u>	<u>9,364,439</u>	<u>(641,481)</u>
Noncurrent assets:			
Capital assets:			
Furniture and equipment	1,608,959	1,608,959	-
Leasehold improvements	2,664,621	2,584,733	79,888
Computer software	46,563	46,563	-
Right of use assets	7,660,637	7,660,637	-
Accumulated depreciation and amortization	(4,613,322)	(3,825,545)	(787,777)
Lease receivable	55,767	65,725	(9,958)
Investment in partnerships	209,000	209,000	-
Total noncurrent assets	<u>7,632,226</u>	<u>8,350,072</u>	<u>(717,847)</u>
Total Assets	<u>\$ 16,355,184</u>	<u>\$ 17,714,511</u>	<u>\$ (1,359,327)</u>

*Notes:**Other current assets: variance due to Supplemental Medicaid accrual*

Carolina Family Care, Inc.

Including Carolina Primary Care Physicians and MUSC Health Partners

Statement of Net Position**LIABILITIES**

	<u>December 31, 2022</u>	<u>June 30, 2022</u>	<u>Variance</u>
Current Liabilities:			
Accounts payable	\$ 124,678	\$ 1,292,139	\$ 1,167,460
Accrued interest payable	4,348	4,538	190
Accrued payroll	115,629	830,227	714,598
Accrued payroll withholdings	306,168	957,998	651,830
Unapplied cash - patient services	2,172,819	407,201	(1,765,618)
Other accrued liabilities	894,062	448,795	(445,267)
Due to Medical University of South Carolina	45,204	30,397	(14,807)
Due to Medical University Hospital Authority	125,181	309,135	183,955
Due to MUHA - RHN / RHN Settlement	823,625	823,625	-
Due to UMA	5,225,242	6,922,849	1,697,607
Note Payable to UMA	756,003	756,003	-
Note Payable to MSV	419,801	408,169	(11,632)
Accrued compensated absences	455,271	460,956	5,685
Lease liability	765,397	765,397	-
Total current liabilities	<u>12,233,427</u>	<u>14,417,427</u>	<u>2,184,001</u>
Noncurrent Liabilities:			
Accrued compensated absences	384,152	384,152	-
Lease liability	4,923,289	5,534,830	611,541
Deferred inflows-leases	74,358	84,734	10,376
Total noncurrent liabilities	<u>5,381,800</u>	<u>6,003,716</u>	<u>621,917</u>
Total liabilities	<u>17,615,227</u>	<u>20,421,143</u>	<u>2,805,918</u>
NET POSITION	<u>(1,260,043)</u>	<u>(2,678,405)</u>	<u>(1,418,362)</u>
Total Liabilities, Inflows & Net Position	<u>\$ 16,355,184</u>	<u>\$ 17,742,738</u>	<u>\$ 1,387,554</u>

Notes:

Accounts payable: change in balance is due to the reversal of FY22 AP accruals of \$341K; Corporate credit card payable decrease of \$1.0M

Accrued payroll: FY23 includes reversal of \$654K in FY22 year end accruals

Other accrued liabilities: change in balance includes FY23 medical supply accrual of (\$111K)

Carolina Family Care, Inc.
(Including Carolina Primary Care Physicians and MUSC Health Partners)
Statement of Revenues, Expenses and Changes in Net Position
For the 6 Month Period Ending - December 31, 2022

	Grace Internal Medicine	Other Entities	Carolina Family Care	CFC Total
	(1)	(2)	(3)	Sum of (1)-(3)
Operating revenues:				
Net clinical service revenue	694,244	442,692	12,833,755	13,970,691
Supplemental medicaid	-	-	1,600,000	1,600,000
Other operating revenue	-	-	2,226,246	2,226,246
Purchased services	-	2,929,029	613,506	3,542,535
Total operating revenues	694,244	3,371,721	17,273,508	21,339,473
Operating expenses:				
Salaries, wages and benefits	-	3,259,348	11,156,099	14,415,447
Supplies	56	39,992	1,202,718	1,242,765
Contractual services	579,025	247,855	557,897	1,384,776
Depreciation	-	-	155,554	155,554
Facility cost and equipment	59,373	78,319	1,054,713	1,192,404
Professional liability insurance	-	14,881	178,949	193,830
Meals and travel	-	11,515	7,900	19,415
Faculty and staff recruitment	-	44,344	8,107	52,451
MUSCP corporate shared services	13,885	-	1,209,931	1,223,816
Other expenses	-	34,138	(12,559)	21,579
Total operating expenses	652,338	3,730,391	15,519,308	19,902,038
Operating income (loss)	41,906	(358,670)	1,754,199	1,437,435
Operating margin	6.0%	(10.6%)	10.2%	6.7%
Nonoperating revenue (expenses):				
Investment income	-	162	37	199
Interest expense	-	(32,921)	-	(32,921)
Rental income	-	251	13,397	13,648
Total nonoperating revenue (expenses)	-	(32,508)	13,434	(19,073)
Change in net position	\$ 41,906	\$ (391,177)	\$ 1,767,633	\$ 1,418,362
Net margin	6.0%	(11.6%)	10.2%	6.6%

Notes:

(1) Funding from MSV Line of credit in the amount of \$0.4M has been received in FY21 and FY22; accumulated fund balance of (\$426K)

(2) Other non-Primary Care entities:

- (\$185K) Mt Pleasant Community PM&R operating loss
- (\$84K) Corporate Executive costs operating loss
- (\$79K) Group Health deficit to be transferred to UMA
- (\$60K) Continuing Care Retirement Community
- Other column also includes the following entities which are fully funded: Tidelands Multispecialty, Hampton Regional, Modern Minds, Centerspace, MCP Leadership, MHA Staffing and MUHA Midlands

**FY2022 MUSCP Due to/Due From
As of 12/31/22**

	Outstanding	
	Balance	Notes
1. MUSCP/MUHA		
MUSCP due from MUHA	\$8,847,877	Nov/Dec recurring: \$4.8M Epic Collections; \$1.2M Leadership costs; \$1M Ambulatory; \$.8M Revenue Cycle; \$.5M Parkshore
MUSCP due to MUHA	(\$9,150,276)	Nov/Dec recurring: \$5M Epic Collections; \$.7M IS costs; \$1.3M Ambulatory; \$.7M Billing agreements
Net Amount Due	(\$302,400)	
2. MUSCP/MUSC		
Net Amount Due	\$19,857,783	Balance consists of \$13.8M remaining FY22 STP accrual; \$4.2M Grant salary reimbursement accrual
3. CFC/MUHA		
Net Amount Due	\$401,826	Balance consists of monthly recurring activity
4. CFC/MUHA - RHN		
Total RHN accounts-Due from (to) MUHA	(\$823,625)	Net Advance from MUHA for RHN expenses:
5. CFC/MUSC		
Net Amount Due	(\$30,025)	Balance consists of monthly recurring activity
6. MHP/MUHA		
Net Amount Due	\$0	
7. MHP/MUSC		
Net Amount Due	\$0	
8. MSV		
Net Amount Due	\$1,009,460	Modern Minds billing
9. MCP		
Net Amount Due	\$2,620,603	Billing for MCP employees, Compliance services, Physician Recruitment services

**FY2023 MUSCP Consolidated Approved Unbudgeted Expenses
As of 12/31/22**

Unbudgeted Capital Projects	Amount
Concierge Medicine	\$ 800,000
Nexton Ophthalmology	568,250
Park West Family Medicine Relocation	999,888
Total	\$ 2,368,138

Unbudgeted Operating Expenses	Amount
Concierge Medicine	\$ 100,000
Northwoods Peditratics Expansion	186,000
Total	\$ 286,000

Total FY23 Approved Unbudgeted Expenses	\$ 2,654,138
--	---------------------

MEDICAL UNIVERSITY HOSPITAL AUTHORITY (MUHA) BOARD OF TRUSTEES
CONSENT AGENDA
February 10, 2023
101 Colcock Hall

Authority Operations, Quality, and Finance Committee: Dr. Murrell Smith, Chair

Consent Agenda for Approval

Item 24. Appointments, Reappointments, and Delineation of Privileges..... Dr. Carrie Herzke
Chief Medical Officer, MUHA

Consent Agenda for Information

Item 25. MEC Minutes..... Dr. Carrie Herzke
Chief Medical Officer, MUHA

Item 26. Contracts and Agreements Annette Drachman
General Counsel

MUHA and MUSC Physical Facilities Committee: Mr. Bill Bingham, Chair

Consent Agenda for Information

Item 27. MUSC FY2023 Active Projects >\$250,000 David Attard
Chief Facilities Officer, MUSC

Item 28. MUSC Facilities Contracts Awarded..... David Attard
Chief Facilities Officer, MUSC

Medical Executive Committee December 21, 2022
The Credentials Committee reviewed the following applicants on 12.14.22
and recommends approval by the Medical Executive Committee

Medical Staff Initial Appointment and Clinical Privileges

Theresa Sullivan Gonzales, D.M.D.	Active Provisional	Oral & Maxillofacial Surgery
Ryan Jeffrey Beyer, M.D.	Active Provisional	Medicine
Hayley Barnett Walter, M.D.	Active Provisional	Medicine
Stephen Greer, D.O.	Provisional Affiliate	Surgery
Farzad Nouroollah-Zadeh, D.M.D.	Provisional Affiliate	Oral & Maxillofacial
Hsiao Liu Soriano, M.D.	Provisional Affiliate- Colleague- Other	Medicine
Lisa Marie Baych, M.D.	Provisional Affiliate- Colleague- Other	Medicine
Michelle L Butterworth, D.P.M.	Provisional Affiliate- Colleague- Other	Surgery
Mark Lewis Mudano, M.D.	Provisional Affiliate- Colleague- Other	Orthopaedics
Peter Papapetrou, M.D.	Provisional Affiliate- Colleague- Other	Anesthesiology
Teresa Zolfo Sclafani, M.D.	Provisional Affiliate- Colleague- Other	Radiology
Joseph Asaro, M.D.	Provisional Affiliate- Colleague- Other	Surgery

Medical Staff Reappointment and Clinical Privileges

Shean J Aujla, M.D.	Active	Pediatrics
Eric Clinton Bass, D.O.	Active	Radiology
Jeffrey Sullivan Bush, M.D.	Active	Emergency Medicine
Rebecca Cafiero, M.D.	Active	Pediatrics
Russell William Chapin, M.D.	Active	Radiology
Alexander Chessman, M.D.	Active	Family Medicine
John Baldwin Cox, M.D.	Active	Medicine
Kimberly Smith Davis, M.D.	Active	Medicine
Thomas Di Salvo, M.D.	Active	Medicine
Mark Stork George, M.D.	Active	Psychiatry
Gary Steven Gilkeson, M.D.	Active	Medicine
Michael Robert Gold, M.D.	Active	Medicine
Robert Lee Grubb, III, M.D.	Active	Urology
Constance Guille, M.D.	Active	Psychiatry
Marcelo Guimaraes, M.D.	Active	Radiology
Christopher Hannegan, M.D.	Active	Radiology
Brenda Joyce Hoffman, M.D.	Active	Medicine
Dorothea Denise Jenkins, M.D.	Active	Pediatrics
Jacqueline Kraveka, D.O.	Active	Pediatrics
Diann Marie Krywko, M.D.	Active	Emergency Medicine
Michelle Macias, M.D.	Active	Pediatrics
Joni Mazza-McCrann, M.D.	Active	Dermatology
Bradley Clayton Presley, M.D.	Active	Emergency Medicine
Cody Ryan Quirk, M.D.	Active	Radiology
Stephen Irwin Schabel, M.D.	Active	Radiology
Andrew David Schreiner, M.D.	Active	Medicine
Manuel Canales, M.D.	Active	Dermatology
Charles Andrew Daly, M.D.	Active Provisional	Orthopaedics
Alyson Nicole Honko, M.D.	Active Provisional	Medicine
Nicholas Stephen Honko, Jr., M.D.	Active Provisional	Medicine
Bryant Nelson, M.D.	Active Provisional	Emergency Medicine
Eric James Palecek, M.D.	Active Provisional	Medicine
Sandra Rutigliano, M.D.	Active Provisional	Radiology
Mariana Szuchmacher, M.D.	Active Provisional	Pediatrics
Louis Costa, II, M.D.,	Affiliate	Otolaryngology
Grace Badorek Wojno, M.D.	Affiliate	Anesthesiology
Harriet Settle Hansen, D.O.	Affiliate CFC - Colleague	Family Medicine
Samuel Hunt McNulty, M.D.	Affiliate CFC - Colleague	Medicine
Sarah Elizabeth Stapleton, M.D.	Affiliate CFC - Colleague	Medicine
Katlyn Lois Baxter, D.O.	Affiliate- Colleague- Other	Medicine
Tiffany Goldsmith Boyd, M.D.	Affiliate- Colleague- Other	Obstetrics & Gynecology
Gregory Arthur May, M.D.	Affiliate- Colleague- Other	Medicine
Robert R Brigman, D.O.	Provisional Affiliate- Colleague- Other	Emergency Medicine

Benjamin Cameransi, Jr., M.D.	Provisional Affiliate- Colleague- Other	Anesthesiology
John Tyler Cene, M.D.	Provisional Affiliate- Colleague- Other	Emergency Medicine
Cale Michael Davis, M.D.	Provisional Affiliate- Colleague- Other	Emergency Medicine
Lee Scales Glenn, M.D.	Provisional Affiliate- Colleague- Other	Pediatrics
Jose Luis Gonzalez, M.D.	Provisional Affiliate- Colleague- Other	Emergency Medicine
Zachary Logan Hardy, M.D.	Provisional Affiliate- Colleague- Other	Emergency Medicine
Rhett H Hasell, M.D.	Provisional Affiliate- Colleague- Other	Anesthesiology
Michael Thomas Hayes, M.D.	Provisional Affiliate- Colleague- Other	Emergency Medicine
Aisha Abeo Jackson, M.D.	Provisional Affiliate- Colleague- Other	Emergency Medicine
David Edward Krusling, M.D.	Provisional Affiliate- Colleague- Other	Emergency Medicine
Marc Elliott Kushinka, M.D.	Provisional Affiliate- Colleague- Other	Emergency Medicine
Matthew Robert Meier, M.D.	Provisional Affiliate- Colleague- Other	Emergency Medicine
Benson Garrick Messer, M.D.	Provisional Affiliate- Colleague- Other	Emergency Medicine
Erik Myhrer, M.D.	Provisional Affiliate- Colleague- Other	Emergency Medicine
Daniel Francis Noltkamper, M.D.	Provisional Affiliate- Colleague- Other	Emergency Medicine
Mary Catharine Philbeck, M.D.	Provisional Affiliate- Colleague- Other	Emergency Medicine
Allison Christine Quinn, M.D.	Provisional Affiliate- Colleague- Other	Emergency Medicine
William Nathaniel Ramsey, M.D.	Provisional Affiliate- Colleague- Other	Emergency Medicine
Jeremy Andrew Rowell, M.D.	Provisional Affiliate- Colleague- Other	Emergency Medicine
Joshua Benjamin Skaggs, M.D.	Provisional Affiliate- Colleague- Other	Emergency Medicine
Ryan Stewart Slife, M.D.	Provisional Affiliate- Colleague- Other	Emergency Medicine
Lorone Cowayne Washington, M.D.	Provisional Affiliate- Colleague- Other	Emergency Medicine
Clay Thomas Winkler, D.O.	Provisional Affiliate- Colleague- Other	Emergency Medicine

Medical Staff Reappointment and Change in Clinical Privileges

None

Medical Staff Change in Privileges

None

Professional Staff Initial Appointment and Clinical Privileges

Riley Alexandra Nikolychik, LISW-CP	Provisional Allied Health	Psychiatry
Ryan Francis Carature, P.A.	Provisional Allied Health	Emergency Medicine
Brock Anthony Chamberlain, P.A.	Provisional Allied Health	Orthopaedics
Julianne Eckert, C.R.N.A.	Provisional Allied Health	Anesthesiology
Katelyn J Haarer, P.A.	Provisional Allied Health	Orthopaedics
Kimberly K Kruse, Psy.D.	Provisional Allied Health	Neurology
Dacia Wilson Mackenzie, C.R.N.A.	Provisional Allied Health	Anesthesiology
Starr Loadholt Murphy, A.P.R.N.	Provisional Allied Health	Medicine
Donna Brown Parker, N.N.P.	Provisional Allied Health	Pediatrics
Naomi Faye Walker, N.P.	Provisional Allied Health	Orthopaedics
Briann Nicole Weishar, R.D.	Provisional Allied Health	MUHA Dietetic Services
April Shawn Lockamy, N.P.	Provisional Allied Health- Colleague- Other	Family Medicine
TyLynn Farmer, C.R.N.A.	Provisional Allied Health- Colleague- Other	Anesthesiology
Andrea P. Griffin, N.P.	Provisional Allied Health- Colleague- Other	Surgery
Courtney Kennedy Hall, C.R.N.A.	Provisional Allied Health- Colleague- Other	Anesthesiology
Lida Hamidi, D.N.P.	Provisional Allied Health- Colleague- Other	Family Medicine
Caitlin Altman Jordan, P.A.	Provisional Allied Health- Colleague- Other	Family Medicine
James Taylor Keen, P.A.	Provisional Allied Health- Colleague- Other	Family Medicine
Jason Michael Richard, C.R.N.A.	Provisional Allied Health- Colleague- Other	Anesthesiology
Princilla Marie Roberts, F.N.P.	Provisional Allied Health- Colleague- Other	Medicine
Wright S Skinner, III, M.D.	Provisional Allied Health- Colleague- Other	Orthopaedics
Evthokia Spears Thompson, P.A.C.	Provisional Allied Health- Colleague- Other	Orthopaedics

Professional Staff Reappointment and Clinical Privileges

Caitlin Marie Baker, D.N.P.	Allied Health	Anesthesiology
Rachel Kristin Beeks, P.A.C.	Allied Health	Emergency Medicine
Jenna Delany Blandford, C.R.N.A.	Allied Health	Anesthesiology
Beth Lynn Bohara, N.N.P.	Allied Health	Pediatrics
Jennifer G Caldwell, C.R.N.A.	Allied Health	Anesthesiology
James Kyle Comley, C.R.N.A.	Allied Health	Anesthesiology
Annette Louise Cooper, C.R.N.A.	Allied Health	Anesthesiology
Kimberly Hall Dalmau, F.N.P.	Allied Health	Medicine
Carla Kmett Danielson, Ph.D.	Allied Health	Psychiatry
Carmen H. Dooley, N.N.P.	Allied Health	Pediatrics
Brenda Anita Edmond, LISW-CP	Allied Health	Psychiatry

Earleisha Camille Felder, P.A.C.	Allied Health	Pediatrics
Amanda Katlin Herbst, P.A.	Allied Health	Medicine
Dana Marie Huber, C.R.N.A.	Allied Health	Anesthesiology
Elizabeth A Jennings, C.R.N.A.	Allied Health	Anesthesiology
Therese Killeen, A.P.R.N.	Allied Health	Psychiatry
Holly Carol King, C.R.N.A.	Allied Health	Anesthesiology
Kara Chantal Leyzac, Au.D.	Allied Health	Otolaryngology
Patti D Long, N.N.P.	Allied Health	Pediatrics
Rachel Kelly Lynn, C.R.N.A.	Allied Health	Anesthesiology
Allyn Sara Miller-James, C.R.N.A.	Allied Health	Anesthesiology
Tamara Kyle Moore, A.P.R.N.	Allied Health	Family Medicine
Candace Marie Nogues, F.N.P.	Allied Health	Neurosurgery
Elizabeth Anne Norton, C.R.N.A.	Allied Health	Anesthesiology
Jennifer Davis Preston, P.A.C.	Allied Health	Emergency Medicine
Alyssa A. Rheingold, Ph.D.	Allied Health	Psychiatry
Catherine E Rubinstein, MSN	Allied Health	Surgery
Heather Renee Ryle, D.N.P.	Allied Health	Pediatrics
Michael Ernest Saladin, Ph.D.	Allied Health	Psychiatry
Richard Brandon Snider, A.C.N.P	Allied Health	Neurosurgery
Savannah Faye Wawner, P.A.	Allied Health	Pediatrics
Sharlene D. Wedin, PsyD	Allied Health	Psychiatry
Charlotte Ladner Barron, C.R.N.A.	Provisional Allied Health	Anesthesiology
Kelly Fisher Celek, P.A.C., M.M.S.	Provisional Allied Health	Orthopaedics
Elizabeth Verdier Dougherty, N.P.	Provisional Allied Health	Medicine
Mary Catherine Gill, D.N.P., A.P.R.N.	Provisional Allied Health	Neurology
Elizabeth Neagley Johnson, R.D.	Provisional Allied Health	Medicine
Kelli Gregg Maddox, M.S.N.	Provisional Allied Health	Pediatrics
Amelia Katelyn Paine, M.P.A.S.	Provisional Allied Health	Emergency Medicine
Michael A Sugarman, Ph.D.	Provisional Allied Health	Neurology
Gabrielle Anna Amarante, CPNP	Provisional Allied Health- Colleague- Other	Pediatrics
Brent William Barrett, C.R.N.A.	Provisional Allied Health- Colleague- Other	Anesthesiology
Matthew Thomas Beauregard, P.A.	Provisional Allied Health- Colleague- Other	Medicine
Caroline Marvin Bedingfield, C.R.N.A.	Provisional Allied Health- Colleague- Other	Anesthesiology
Shahla Eslamzadeh, C.R.N.A.	Provisional Allied Health- Colleague- Other	Anesthesiology
Debra L. Feller, C.R.N.A.	Provisional Allied Health- Colleague- Other	Anesthesiology
Brittney Lynn Fitzgerald, P.A.	Provisional Allied Health- Colleague- Other	Emergency Medicine
Julie R. Greene, C.R.N.A.	Provisional Allied Health- Colleague- Other	Anesthesiology
Heather Gail Hartlin, A.P.R.N.	Provisional Allied Health- Colleague- Other	Neurology
Kimberly Dawn Hudson, F.N.P.	Provisional Allied Health- Colleague- Other	Obstetrics & Gynecology
Matthew Phillip Jones, F.N.P.	Provisional Allied Health- Colleague- Other	Pediatrics
Allison Brooke Leach, F.N.P.	Provisional Allied Health- Colleague- Other	Medicine
Brittney Lael McClannahan, C.R.N.A.	Provisional Allied Health- Colleague- Other	Anesthesiology
Sollie Lewis Miller, C.R.N.A.	Provisional Allied Health- Colleague- Other	Anesthesiology
Hali Hodgkin Neely, F.N.P.	Provisional Allied Health- Colleague- Other	Obstetrics & Gynecology
Lauren Elrod Roux, P.A.	Provisional Allied Health- Colleague- Other	Pediatrics
Christopher Daniel Sepe, C.R.N.A.	Provisional Allied Health- Colleague- Other	Anesthesiology
Dawn Marie Smalls, D.N.P.	Provisional Allied Health- Colleague- Other	Medicine
Christi Irene Stubbs, A.C.N.P	Provisional Allied Health- Colleague- Other	Medicine
Caitlan Walsh Tucker, P.A.	Provisional Allied Health- Colleague- Other	Medicine
Amanda Rose Tyler, A.C.N.P	Provisional Allied Health- Colleague- Other	Medicine
Cole Alan Winburn, M.P.A.S.	Provisional Allied Health- Colleague- Other	Emergency Medicine

Professional Staff Reappointment and Change in Privileges

None

Professional Staff Change in Privileges

None

END OF ROSTER

Board of Trustees Credentialing Subcommittee January 2023
The Medical Executive Committee reviewed the following applicants on January 18, 2023
and recommends approval by the Board of Trustees Credentialing Subcommittee effective January 28, 2023

Medical Staff Initial Appointment and Clinical Privileges

Christine Canivan, M.D.	Active Provisional	Family Medicine
Gwen Ann Minzes, D.O., F.A.A.P., B.S.	Active Provisional	Pediatrics
Frances Elizabeth Logan Penn, M.D.	Active Provisional	Pediatrics
John Barnard Adams, II, M.D.	Active Provisional	Urology
James Joseph Hill, III, M.D., M.P.H	Active Provisional	Family Medicine
Karen Licorish Keane, D.O., B.A.	Active Provisional	Pediatrics
Andrea C Sartori, Ph.D.	Active Provisional	Neurology
Charles Allen Bickerstaff, Jr., M.D.	Provisional Affiliate- Colleague- Other	Medicine
Natalie Causby Cauthen, M.D., B.S.	Provisional Affiliate- Colleague- Other	Medicine
William Clark Griggs, M.D.	Provisional Affiliate- Colleague- Other	Emergency Medicine
Ariane Ulrich Lieberman, M.D.	Provisional Affiliate- Colleague- Other	Medicine
Dezmond Bernard Sumter, M.D.	Provisional Affiliate- Colleague- Other	Family Medicine
Edward Allen Tillitz, II, D.O.	Provisional Affiliate- Colleague- Other	Medicine
Brian Thomas Trezak, M.D.	Provisional Affiliate- Colleague- Other	Medicine
Cara Rhodes Bostrom, M.D.	Provisional Affiliate- Colleague- Other	Medicine
Maddalithirumal Shrinivasa Charyalu, M.D.	Provisional Affiliate- Colleague- Other	Medicine
Solomon Nakhisa Chesoni, M.D.	Provisional Affiliate- Colleague- Other	Medicine
Viral Mehta, M.D.	Provisional Affiliate- Colleague- Other	Medicine
Rabindra Sagunathy, M.D.	Provisional Affiliate- Colleague- Other	Medicine
Harmohan Singh, M.D.	Provisional Affiliate- Colleague- Other	Medicine

Medical Staff Reappointment and Clinical Privileges

Andrew Martin Atz, M.D.	Active	Pediatrics
Joseph Robert Cantey, M.D.	Active	Medicine
Philip Costello, M.D.	Active	Radiology
Alexei Ong DeCastro, M.D.	Active	Family Medicine
Valerian Lancy Fernandes, M.D.	Active	Medicine
Bruce Michael Frankel, M.D.	Active	Neurosurgery
Russell Aubrey Harley, Jr., M.D.	Active	Pathology & Lab. Med.
Anthony Marcus Hlavacek, M.D., M.S.C.R	Active	Pediatrics
Christine Anne Holmstedt, D.O.	Active	Neurology
Thomas E. Keane, M.D.	Active	Urology
Sarah Suzanne Kuhn, M.D.	Active	Psychiatry
Roger Beemer Newman, M.D.	Active	Obstetrics & Gynecology
Terrence Xavier O'Brien, M.D., M.S.	Active	Medicine
Sarah Elizabeth Eunice Relyea-Logan, M.D.	Active	Family Medicine
Richard Ames Saunders, M.D.	Active	Ophthalmology
Valeriy Sedov, M.D.	Active	Medicine
Gerard Anthony Silvestri, M.D., M.S.	Active	Medicine
Robert Franklin Sisson, III, M.D.	Active	Medicine
Edwin Allan Smith, M.D.	Active	Medicine
Martin B Steed, D.D.S.	Active	Oral & Maxillofacial Surgery
Nichole Tripician Tanner, M.D., M.S.C.R	Active	Medicine
Carol Lynn Wagner, M.D.	Active	Pediatrics
Michael Robert Zile, M.D.	Active	Medicine
Leah Claire Davis, D.O.	Active Provisional	Radiology
Robert Frederick Labadie, M.D., Ph.D.	Active Provisional	Otolaryngology
Elizabeth Oddo, B.A., M.D.	Active Provisional	Pediatrics
George Frederick Worsham, Jr., M.D.	Affiliate	Pathology & Lab. Med.
Robert Edward Bell, M.D.	Provisional Affiliate- Colleague- Other	Anesthesiology
Marcus Startzman Briones, M.D., M.S., B.S.	Provisional Affiliate- Colleague- Other	Orthopaedics
Sonia Chaudhary, M.D.	Provisional Affiliate- Colleague- Other	Medicine
Devanand Anthony Dominique, M.D.	Provisional Affiliate- Colleague- Other	Neurosurgery

Medical Staff Reappointment and Change in Clinical Privileges

None

Medical Staff Change in Privileges

Aalap Shah, M.D.	Active	Emergency Medicine adding on Pediatric Emergency Medicine as secondary department
------------------	--------	---

Professional Staff Initial Appointment and Clinical Privileges

Laura Cavicchi Anderson, F.N.P.	Provisional Allied Health	Pediatrics
Christina Diane Lester, P.N.P.	Provisional Allied Health	Pediatrics
Miranda Elizabeth Moss, BSN, MSN, FNP	Provisional Allied Health	Pediatrics
Frank Joseph Duffin, Jr., B.S., B.S., M.S.N.	Provisional Allied Health	Anesthesiology
Megan Gilson, M.S.N., R.N.	Provisional Allied Health	Medicine
Teresa Lynn Herring, P.A., B.Sc.	Provisional Allied Health	Orthopaedics
Kiersten Le Bar, D.N.P., M.S.N., BSN	Provisional Allied Health	Pediatrics

Mackensie Nicole Miller, R.D.	Provisional Allied Health	MUHA Dietetic Services
Sarah Murphy Simmons, C.R.N.A.	Provisional Allied Health	Anesthesiology
Michael Lee Thompson, A.G.N.P.-C	Provisional Allied Health	Surgery
Hannah Carsten Craig, F.N.P.	Provisional Allied Health- Colleague- Other	Family Medicine
Sundar Natarajan, M.D.	Provisional Allied Health- Colleague- Other	Medicine
Anna Maria Evans, N.P.	Provisional Allied Health- Colleague- Other	Emergency Medicine
Staci Hernandez Polk, P.A.	Provisional Allied Health- Colleague- Other	Obstetrics & Gynecology
Tasnim Islam Reyes, P.A.	Provisional Allied Health- Colleague- Other	Medicine
Jilian McAlum Thomas, P.A.	Provisional Allied Health- Colleague- Other	Family Medicine
Professional Staff Reappointment and Clinical Privileges		
Brock Eldridge Altman, C.R.N.A., BSN	Allied Health	Anesthesiology
Leslie Sykes Ancrum, C.R.N.A., BSN	Allied Health	Anesthesiology
Kevin James Atchison, C.R.N.A.	Allied Health	Anesthesiology
Darrin E. Bizal, N.N.P., MSN	Allied Health	Pediatrics
Misty Marie Corrigan, N.P.	Allied Health	Neurosurgery
Christopher James Devine, B.S.N., C.R.N.A.	Allied Health	Anesthesiology
Elizabeth Ashley Halicki, N.P., MSN	Allied Health	Surgery
Brooke Hendrickson, A.P.R.N.	Allied Health	Surgery
Aaron James Huber, C.R.N.A.	Allied Health	Anesthesiology
April Lynn Martinez, N.N.P.	Allied Health	Pediatrics
Rita F. Meyers, C.R.N.A.	Allied Health	Anesthesiology
Judy L Osborne, M.S.N.	Allied Health	Obstetrics & Gynecology
Janine Michele Ranko, C.R.N.A.	Allied Health	Anesthesiology
Jennifer Flynn Reeves, P.A.C., M.P.A.S.	Allied Health	Surgery
Kenneth J. Ruggiero, Ph.D.	Allied Health	Psychiatry
Elizabeth J Santa Ana, Ph.D., M.A.	Allied Health	Psychiatry
Leslie Runey Schwade, C.R.N.A., BSN	Allied Health	Anesthesiology
Milton Joseph Seymour, III, C.R.N.A.	Allied Health	Anesthesiology
Mary Lou Shoemaker, B.A., M.S.W.	Allied Health	Psychiatry
Anthony Michael Sloan, C.R.N.A.	Allied Health	Anesthesiology
Lindzie Durham Smarch, N.P.	Allied Health	Pediatrics
Stephanie M. Stansell, Ph.D., M.P.H., B.S.	Allied Health	Family Medicine
Margaret Ann Stark, R.N., C.R.N.A.	Allied Health	Anesthesiology
Chloe Wojnarowski Stomski, P.A.	Allied Health	Family Medicine
Maria Thomae, B.S.N., M.S., W.H.N.P.	Allied Health	Obstetrics & Gynecology
John P Tressy, M.A., LPC	Allied Health	Psychiatry
Amanda Michelle Waite, C.R.N.P.	Allied Health	Surgery
Emily Catherine Ware, Pharm.D.	Allied Health	Family Medicine
Jodi L Weber, M.H.S., B.S.N., C.R.N.A.	Allied Health	Anesthesiology
Sarah Enoch White, C.R.N.A.	Allied Health	Anesthesiology
Rachel Maria Williams, C.R.N.A., BSN	Allied Health	Anesthesiology
Lindsey Dill Willis, F.N.P., BSN	Allied Health	Medicine
Susan L Zayac, D.N.P., F.N.P., B.S.N.	Allied Health	Neurosurgery
Deanna Lauren Caveslio, A.G.N.P.-C	Provisional Allied Health	Medicine
Michelle Marie Dehmlow, C.R.N.A., A.P.R.N.	Provisional Allied Health	Anesthesiology
Lisa Ferazzoli, P.A., M.A.	Provisional Allied Health	Psychiatry
BryAna Gillespie, C.R.N.A.	Provisional Allied Health	Anesthesiology
Melissa R Harris, B.S., LMSW, LISW-CP	Provisional Allied Health	Psychiatry
Caroline Ravenel Strange, B.S., BSN, MSN, FNP	Provisional Allied Health	Medicine
Amanda Suzanne Clark, F.N.P., MSN, FNP-BC	Provisional Allied Health- Colleague- Other	Family Medicine
Jennise Michelle Kelson, D.N.P., M.S., C.R.N.A.	Provisional Allied Health- Colleague- Other	Anesthesiology
Gerri A Kukucka, F.N.P.	Provisional Allied Health- Colleague- Other	Family Medicine
Alexandria Sloane McCutchan, P.A.	Provisional Allied Health- Colleague- Other	Medicine
Matthew Mercer, C.R.N.A.	Provisional Allied Health- Colleague- Other	Anesthesiology

Susanne Renee Owens, C.R.N.A., M.S.N., BSN	Provisional Allied Health- Colleague- Other	Anesthesiology
Caroline Garrison Raymond, P.A.	Provisional Allied Health- Colleague- Other	Medicine
Sarah Elizabeth Ricci, C.R.N.A.	Provisional Allied Health- Colleague- Other	Anesthesiology
Kathryn Woods Watson, C.R.N.A., B.S.N.	Provisional Allied Health- Colleague- Other	Anesthesiology

Professional Staff Reappointment and Change in Privileges


None

Professional Staff Change in Privileges







None

END OF ROSTER

MEDICAL EXECUTIVE COMMITTEE

Medical Executive Committee Presiding: Dr. Rob Cina Date: November 16, 2022 Meeting Place: MS Teams Recording: Elaine Jenkins Meeting Time: 7:30 am Adjournment: 8:36 am	Members present: Dr. Basco, Dr. Boylan, N. Brahney, Dr. Bundy, Dr. Clark, Dr. Clyburn, Dr. Crookes, K. Denty, Dr. DiSalvo, Dr. Edwards, Dr. Eiseman, V. Fairbairn, M. Fulton. Dr. Herzke, L. Kerr, Jessica Johnson, Kiersten Leban, J. Melroy, Dr. Munden, S. Pastor, Dr. Reeves, Dr. Russell, Dr. Salgado, Dr. D. Scheurer, Dr. M. Scheurer, Dr. Zaas, Dr. Zukas Members excused: Dr. Andrews, Dr. Atz, Dr. Baliga, Dr. Brendle, Dr. Carroll, Dr. Cina, Dr. Costello, Dr. Crawford, M. Field, Dr. Hong, M. Kocher, D. Krywko, L. Leddy, Dr. Mack, S. Patel, Dr. Reeves, S. Scarbrough, Dr. Streck. Guests: Samantha Griffin, Brittany Jones, Zachary Phillips, Cheryl Rodriguez, Julie Wood, Madelon Dotterer, Nicholas Silvestri		
Agenda/Topic	Debate & Discussion	Conclusions	Recommendation/ Follow-Up What/When/Who
Executive Session	n/a	n/a	
Review of Minutes	Minutes from October 19, 2022 MEC meeting approved	Approval	
Credentials Committee <ul style="list-style-type: none"> • Dr. Edwards 	Monthly credentialing roster presented. 144 Files to review: <ul style="list-style-type: none"> - 48 Initial Appointments - 95 Reappointments - No significant changes in privileges - No controversies for exceptions 	MEC recommends the approval of roster to the Board of Trustees	Approved
GME Report <ul style="list-style-type: none"> • Dr. Clyburn 	<ul style="list-style-type: none"> - All core programs in recruitment - Majority is still virtual. AMC strongly urged recruitment remain virtual - The Regional Health Network has gotten their institutional accreditation to start residency programs - The first areas will be Internal and Family Medicine-Florence 	Information	
Quality Report <ul style="list-style-type: none"> • Dr. Bundy 	See Attached Presentation: <ul style="list-style-type: none"> - Scorecard - CLABSI call to action - Summary of Recommendations to prevent CLABSI - Inpatient Vizient Scorecard 	Information	 22_11_16 MEC Bundy.pptx

MEDICAL EXECUTIVE COMMITTEE


<p>Periop QUAPI Report</p> <ul style="list-style-type: none"> • Dr. Crookes 	<p>See Attached Presentation:</p> <ul style="list-style-type: none"> - Surgical Site Infections – Opportunities for improvement - Education - Roll out of a tree, patient triage questionnaire to the GYN and Colorectal Service Lines 	<p><i>Information</i></p>	<p> MEC November 2022.pptx</p>
<p>Communications Report</p> <ul style="list-style-type: none"> • Dr. Herzke 	<p>See attached presentation</p> <ul style="list-style-type: none"> - EMTALA Reminder 	<p><i>Information</i></p>	<p> CMO Report MEC 11-16-22.pptx</p>
<p>Regulatory Update</p> <ul style="list-style-type: none"> • Kim Denty 	<p>See attached presentation</p> <ul style="list-style-type: none"> - Number of regulatory accreditation responses that required action - End of year compliance report out next month - Number of JCAHO complaints come from our own employees - JCAHO Certifications in January for Stroke and Orthopedics of knee, hip and shoulder 		<p> MEC 11.16.22. Accreditation-Regul</p>
<p>Nursing Update</p> <ul style="list-style-type: none"> • Susan Pastor 	<ul style="list-style-type: none"> - See attached presentation 		<p> 11.16.22 MEC Nursing Update.ppt</p>
<p>Inpatient Telemetry Guidelines</p> <ul style="list-style-type: none"> • Kerr/Herzke 	<p>See attached presentation:</p> <ul style="list-style-type: none"> - Applies to patients here in our hospital for who telemedicine is being used - Inpatient encounters need to be approved by the Chairs and the Chief Medical Office - Approved to take to Board in December 	<p><i>Information</i></p>	<p> Inpatient Telemecine Princij</p> <p> ByLaws.pptx</p>

MEDICAL EXECUTIVE COMMITTEE





Data & Service Reports <i>(Consent)</i>	<u>Data Reports:</u> ○	<u>Service reports reviewed:</u>	<i>Information</i>	
Subcommittee Minutes <i>(Consent)</i>	<u>Committee Minutes:</u> ○ Can be located and viewed in the MUSC BOX under MEC		<i>Information</i>	
Adjournment 8:36 am	The next meeting of the Medical Executive Committee will be December 21, 2022 at 7:30 am via TEAMS/In Person			

Elizabeth Mack, MD, Secretary of the Medical Staff

MEDICAL EXECUTIVE COMMITTEE

Medical Executive Committee Presiding: Dr. Robert Cina Date: December 21, 2022 Meeting Place: MS Teams Recording: Elaine Jenkins Meeting Time: 7:30 am Adjournment: 8:30 am	Members present: Dr. Basco, Dr. Boylan, N. Brahney, Dr. Bundy, Dr. Cina, Dr. Clark, Dr. Clyburn, Dr. Crookes, K. Denty, Dr. DiSalvo, Dr. Edwards, Dr. Eiseman, V. Fairbairn, M. Fulton. Dr. Herzke, L. Kerr, Jessica Johnson, Kiersten Leban, J. Melroy, Dr. Munden, S. Pastor, Dr. Reeves, Dr. Russell, Dr. Salgado, Dr. D. Scheurer, Dr. M. Scheurer, Dr. Zaas, Dr. Zukas Members excused: Dr. Andrews, Dr. Atz, Dr. Baliga, Dr. Brendle, Dr. Carroll, Dr. Costello, Dr. Crawford, M. Field, Dr. Hong, M. Kocher, D. Krywko, L. Leddy, Dr. Mack, S. Patel, Dr. Reeves, S. Scarbrough, Dr. Streck. Guests:		
Agenda/Topic	Debate & Discussion	Conclusions	Recommendation/ Follow-Up What/When/Who
Executive Session	n/a	n/a	
Review of Minutes	Minutes from November 16, 2022 MEC meeting approved	Approval	Approved
Credentials Committee <ul style="list-style-type: none"> • Dr. Edwards 	Monthly credentialing roster presented. 161 Files to review: <ul style="list-style-type: none"> - No significant changes in privileges - No controversies for exceptions 	MEC recommends the approval of roster to the Board of Trustees	Approved
GME Report <ul style="list-style-type: none"> • Dr. Clyburn 	-No report to present this month	Information	
Quality Report <ul style="list-style-type: none"> • Dr. Bundy 	- No report to present this month	Information	
Periop QUAPI Report <ul style="list-style-type: none"> • Dr. Crookes 	See Attached Presentation: <ul style="list-style-type: none"> - Update on the American College of Surgeons Quality Verification Program - Presently negotiating our contract with the American College of Surgeons - Modifications for Policy C-025: Universal Protocol for Operative/Procedural Areas and C-177: Operative /Procedural Counts and Count Reconciliation - Overall SSIs have decreased 29% from FY21 to FY22 	Information	 MEC Presentation 12_22.pptx Policy Modifications Approved

MEDICAL EXECUTIVE COMMITTEE

<p>Communications Report</p> <ul style="list-style-type: none"> • Dr. Herzke 	<p>See attached presentation</p> <ul style="list-style-type: none"> - Bed plan developed and will be presented at the January Chief and Chairs and Physician Leader Meetings - SPD-renewed focus and function transparency - Peer support training is going live in January with a physician focused component - Credentialing plan for Nexton and Orangeburg - Mobility collaborative with our Nursing and PT colleagues – 2 pilot units: 10 West and 7East 	<p>Information</p>	 MEC presentation 12-22.pptx
<p>Nursing Update</p> <ul style="list-style-type: none"> • Susan Pastor 	<p>See attached presentation</p> <ul style="list-style-type: none"> - New Nurse Leaders - Fill rate improvement - New Graduate Nurse Hiring - Orientation and Onboarding Redesign Plan 	<p>Information</p>	 12.21.22 MEC Nursing Update.ppt
<p>Regulatory Update</p> <ul style="list-style-type: none"> • Kim Denty 	<p>See attached presentation</p> <ul style="list-style-type: none"> - CMS decision on EMTALA complaint – no findings in June, one finding in August. No fines were assessed and there will no be an on-site investigation 	<p>Information</p>	 MEC 12.21.22. Accreditation-Regul
<p>Medical Staff Office Mandatory OurDay Lessons for 2023</p> <ul style="list-style-type: none"> • Nora Brahney 	<p>Lesson Rationale: Lessons are required by both DHEC and Joint Commission:</p> <ul style="list-style-type: none"> - MSO – HEALTH INFORMATION SERVICES: 12 slides 8 questions .25 CME - MSO – SAFETY INITIATIVES 2019: 13 slides 0 questions .25 CME - MSO - Sleep/Fatigue Management/Transitions of Care: 13 slides 8 questions .25 CME 	<p>Information</p>	 Medical Staff Office 2023 Mandatory Ou

MEDICAL EXECUTIVE COMMITTEE

Resolution for Peds Trauma Program	The PEDs trauma program is asking for our support as they proceed for reverification for the American College of Surgeons.	Information/ Approval	Approved
Reducing Unnecessary Tasks	<ul style="list-style-type: none"> - Choosing Wisely campaign identifies health care services that patients and clinicians should stop doing due to limited clinical benefit - Same framework can be applied to clinical management practices - Improves Provider efficiency and reduces burnout <p>Recommendation:</p> <ul style="list-style-type: none"> - Proposing CHS MEC pick a pilot group to develop and implement an infrastructure to support providers in de-implementing low value management practices - Work with innovation group to connect idea generation and execution to the innovation pillar process - Develop program name-title and start education 	Information	Dr. Danielle Scheurer to lead Group
Medical Staff Elections	<p>Effective January 1, 2023:</p> <ul style="list-style-type: none"> - President: Dr. Prabhakar Baliga - Vice President: Dr. Elizabeth Mack - Still accepting nominations for Secretary. This is a 6-year commitment, 2 years Secretary, 2 years Vice President and 2 years as President - Reach out to Dr. Elizabeth Mack if you have anyone who is interested and available - Thank you, Dr. Robert Cina, for your years of service! 	Information	
Consent Items			
Policies (Consent)	<p><u>Policies for Approval:</u></p> <ul style="list-style-type: none"> • C-169 Communication Process for Inpatients with Life Limiting Illness 	Approval	Approved
Standing Orders (Consent)	<p><u>Standing Orders for Approval:</u></p> <ul style="list-style-type: none"> • 	Approval	

MEDICAL EXECUTIVE COMMITTEE

Data & Service Reports <i>(Consent)</i>	<u>Data Reports:</u> <ul style="list-style-type: none"> ○ 	<u>Service reports reviewed:</u>	<i>Information</i>	
Subcommittee Minutes <i>(Consent)</i>	<u>Committee Minutes:</u> <ul style="list-style-type: none"> ○ Can be located and viewed in the MUSC BOX under MEC 		<i>Information</i>	
Adjournment 8:36 am	The next meeting of the Medical Executive Committee will be December 21, 2022 at 7:30 am via TEAMS/In Person			

Elizabeth Mack, MD, Secretary of the Medical Staff

AGREEMENTS ENTERED INTO BY THE MEDICAL UNIVERSITY HOSPITAL

**AUTHORITY SINCE THE DECEMBER 2022
BOARD OF TRUSTEES MEETING**

Hospital Services - Any contract involving the exchange of Hospital services either for money or other services.

Managed Care - The Medical Center has entered a Managed Care Agreement with the following:

CVS Caremark Network Services
Cigna X3
Express Scripts, Inc.
Health Mart Atlas
Humana Choice Care X2
Medicaid_branches of DHHS
UHC

Transplant Agreements - For the institution(s) listed below, the Medical Center Transplant Unit agrees to provide tissue typing and transplantation to those patients who are medically suitable and to follow those patients in the transplant clinic at MUSC.

Transfer Agreements - MUHA agrees to accept the admission of individuals requiring specialized care and meet certain criteria from the following facilities:

Affiliation Agreements –

Brescia University
Cedar Crest College
Loyola University Chicago – Marcella Neihoff School of Nursing
University of Lynchburg
Ridge View High School
Tulane University

Clinical Services Agreements –

Castle Branch, Inc
Illumina, Inc.
Intramed Plus
New Bedford Corporation
Tenet Physician Resources/ East Cooper Physician Group

Consulting Contracts over \$50k –

University Active Project List > \$250,000		February 2023						
Project #	Description	MUSC Approved Budget	Funds Committed to Date	Balance to Finish	A/E	Contractor	Status	Projected Final Completion
Approved Projects								
9835	Energy Performance Contract	\$30,000,000	\$27,500,000	\$2,500,000	Ameresco	Ameresco	Construction	March 2023
9840	BSB Envelope Repairs	\$12,200,000	\$4,780,000	\$7,420,000	REI		Phase 2 Design	June 2024
9844	HCC 3rd Floor Renovations	\$4,500,000	\$3,560,000	\$940,000	MPS	Hill	Construction	June 2023
9845	BSB Replace AHU 3	\$1,200,000	\$1,124,000	\$76,000	RMF	Triad	Construction	June 2023
9846	Pharmacy Addition/Innov Instruc Classroom Renov	\$58,000,000	\$55,350,500	\$2,649,500	Compass 5	Whiting Turner	Construction	April 2023
9847	HCC Mechanical Systems Replacement	\$3,500,000	\$3,485,000	\$15,000	RMF	CR Hipp	Construction	March 2023
9848	BSB Replace AHU #4 and #4A (serve animal area)	\$1,700,000	\$1,631,000	\$69,000	RMF	Triad	Construction	June 2023
9851	BSB AHU #1 Replacement	\$5,800,000	\$5,366,000	\$434,000	RMF	CR Hipp	Construction	December 2023
9852	MUSC Combined Heat & Power Facility	\$1,500,000	\$1,500,000	\$0	Ameresco		Design	TBD
9854	CoHP President Street Academic Building	\$50,000,000	\$3,697,000	\$46,303,000	SMHa	RTT	Design	June 2025
9855	COM Office/Academic Building	\$172,000,000	\$1,634,000	\$170,366,000	Liollo	RTT	Design	June 2026
9856	Anderson House Interior Repairs	\$1,400,000	\$134,000	\$1,266,000	Compass 5		Design	December 2023
9857	CRI AHU #1 and #2 Replacement	\$4,600,000	\$307,000	\$4,293,000	DWG		Design	June 2024
9859	HCC AHU #5 & #6 Replacement	\$1,500,000	\$164,000	\$1,336,000	DWG		Design	December 2023
9860	HCC Medium Voltage Fedders A & B Replacement	\$1,500,000	\$42,000	\$1,458,000	GWA	Metro	Construction Pends	June 2023
9861	MRE Chiller #1 Replacement	\$2,500,000	\$88,000	\$2,412,000	RMF		Design	December 2023
9862	T-G AHU 2, 3, 4, & 6 Replacement	\$2,500,000	\$200,000	\$2,300,000	MECA		Design	December 2023
9863	T-G Generators Replacement	\$3,500,000	\$200,000	\$3,300,000	GWA		Design	December 2023
9864	Children's Research Institute Exterior Repairs	\$350,000	\$16,000	\$334,000	BEE	IPW	Construction Pends	December 2023
9865	CSB Exterior Wall Repairs	\$2,000,000	\$43,000	\$1,957,000	BEE		Design	TBD
9866	Colcock Hall AHU 1 & 2 Replacement	\$350,000	\$26,000	\$324,000	RMF		Design	December 2023
9868	Data Center AHU 7-10 Replacement	\$900,000	\$48,000	\$852,000	MECA		Design	December 2023
9869	HCC Cooling Towers Replacement	\$1,600,000	\$0	\$1,600,000	RMF		Design	December 2023
9870	Institute of Psychiatry AHU 1 & 2 Replacement	\$550,000	\$0	\$550,000	TBD		Design	December 2023
9871	SEI HVAC Controls, Pumps, and Piping Replace	\$1,100,000	\$52,000	\$1,048,000	DWG		Design	December 2023
9872	Campus Connector Bridges (PR002036)	\$950,000	\$0	\$950,000	SLAM		Design	TBD
9873	CSB 1st Floor Electrical Switchgear Replacement	\$1,350,000	\$86,000	\$1,264,000	RMF		Design	December 2023
9874	Research Building Strobic Fan Replacement	\$2,550,000	\$0	\$2,550,000	CEMS		Design	December 2023
51355	BSB Chiller #6 Replacement	\$1,500,000	\$1,100,000	\$400,000	MECA	McCarter	Construction	March 2023
51356	HCC Generator #3 Replacement	\$3,000,000	\$188,000	\$2,812,000	GWA		Design	June 2023
51357	HCC Lab Air System Replacement	\$1,300,000	\$119,500	\$1,180,500	DWG	Triad	Construction	March 2023
51358	Campus Elevators Modernization	\$4,300,000	\$88,000	\$4,212,000	RMF		Design	December 2023
51359	IOP Cooling Tower Upgrade	\$1,800,000	\$981,000	\$819,000	RMF	McCarter	Construction	March 2023
51360	HCC 4th Floor Roof Replacement	\$1,300,000	\$1,210,000	\$90,000	BEE	Bone Dry	Construction	March 2023
51361	CON 1st Floor Renovation	\$3,700,000	\$320,000	\$3,380,000	Coe		Design	June 2024
51362	135 Cannon AHU #1 - #4 Replacement	\$1,000,000	\$121,000	\$879,000	CEMS		Design	December 2023
51366	IOP 5th Floor Sleep Study Lab	\$1,250,000	\$0	\$1,250,000	Liollo		Design	December 2023
51367	BSB 7 East Lab and Office Renovations	\$1,300,000	\$148,000	\$1,152,000	Compass 5		Design	June 2024
51368	Waring Library Renovations	\$1,200,000	\$22,000	\$1,178,000	Liollo		Design	December 2023
51369	Colbert Education Center & Library Roof Replace	\$1,100,000	\$0	\$1,100,000	WMBE	Keating	Construction Pends	June 2023
51370	Garage Structural Repairs	\$2,250,000	\$0	\$2,250,000	TBD		Design	June 2024
50121	Quad F Building Roof Replacement	\$600,000	\$514,000	\$86,000	BEE	Bone Dry	Construction	March 2023
50126	Miscs Research Hoods Phoenix Control Upgrades	\$450,000	\$282,000	\$168,000	N/A	Hoffman	Construction	June 2023
50127	DDB Air Cooled Chiller Replacement	\$450,000	\$414,000	\$36,000	MECA	McCarter	Construction	June 2023
50133	CSB Suite 215/216 Renovations	\$660,000	\$647,000	\$13,000	RMF	Satchell	Construction	June 2023
50146	CSB 816 HVAC Replacement	\$400,000	\$36,000	\$364,000	RMF		Design	March 2023
50151	BSB AHU #5 Replacement	\$75,000	\$56,500	\$18,500	RMF		Design	June 2023
50153	IOP 3rd Floor Resident Space	\$440,000	\$37,150	\$402,850	Liollo		Design	June 2023
PR002008	FY 23 Miscellaneous Roof Repairs	\$860,000	\$77,275	\$782,725	BEE		Design	December 2023

**MEDICAL UNIVERSITY OF SOUTH CAROLINA
CONSTRUCTION CONTRACTS
FOR REPORTING
FEBRUARY 9, 2023**

MUSC General Construction Projects:

Rodgers Thompson Turner	\$ 197,000.00
College of Health Professions President St. Academic Building	

Other Contracts:

Construction Services Task Order

Chastain Construction Inc.	\$ 152,974.00
Cannon Street 1 st Floor Upfit	

Chastain Construction Inc.	\$ 198,504.00
HE 428 & 429 Interior Renovation	

**MEDICAL UNIVERSITY OF SOUTH CAROLINA
PROFESSIONAL SERVICES
FOR REPORTING
FEBRUARY 9, 2023**

MUSC Indefinite Quantity Contract Releases

DWG, Inc. Consulting Engineers \$51,650.00
SEI Piping, Controls and Pump Replacements

RMF Engineering, Inc. \$84,000.00
MUSC CSB Switchgear Replacement

BEE Group \$77,275.00
Roof Consulting Services-Selective Roof Repairs

Other Contracts

DWG, Inc. Consulting Engineers \$307,230.00
CRI AHUs #1 & #2 Replacement

MEDICAL UNIVERSITY OF SOUTH CAROLINA (MUSC) BOARD OF TRUSTEES
CONSENT AGENDA
February 10, 2023
101 Colcock Hall

Education, Faculty & Student Affairs Committee: Barbara Johnson-Williams, Chair

Consent Agenda for Approval

- Item 20. Endowed Chair Appointment Dr. Lisa Saladin
Executive Vice President for Academic Affairs and Provost

College of Medicine

Matthew Carpenter, Ph.D., Professor in the Department of Psychiatry and Behavioral Sciences, for appointment to the Flora McLeod Edwards Distinguished Endowed Chair in Cancer Research, effective February 10, 2023.

- Item 21. Faculty Appointments..... Dr. Lisa Saladin
Executive Vice President for Academic Affairs and Provost

College of Health Professions

Megan Donaldson, PT, Ph.D., FAAOMPT, as Professor on the academic educator tenure track, in the College of Health Professions, Department of Rehabilitation Sciences, Division of Physical Therapy, effective January 1, 2023. Dr. Donaldson will serve as the Chair of the Department of Rehabilitation Sciences.

College of Medicine

Benjamin Djulbegovic, M.D., as Professor, on the Clinician Educator track, in the Department of Medicine, Division of Hematology/Oncology, effective February 1, 2023.

James Joseph Hill, III, M.D., MPH, as Professor, on the Clinician Educator track, in the Department of Family Medicine, effective January 3, 2023.

- Item 22. Change in Faculty Status Dr. Lisa Saladin
Executive Vice President for Academic Affairs and Provost

College of Medicine

Robert P. Turner, M.D., from Clinical Associate Professor to Affiliate Associate Professor, in the Department of Pediatrics, Division of Pediatric Neurology, effective November 1, 2022.

Consent Agenda for Information

- Item 23. Post Tenure Review Dr. Lisa Saladin
Executive Vice President for Academic Affairs and Provost

College of Dental Medicine

Ozlem Yilmaz, DDS, Ph.D., Professor and Chair, Department of Oral Health Sciences, effective January 1, 2023.

Matthew J. Carpenter, PhD
Abbreviated Curriculum Vitae
Professor
(843) 876-2436
carpente@musc.edu

Personal Information

No activities entered.

Contact Information

No activities entered.

Degrees

2003	Ph.D., Clinical Psychology, University of Vermont, Vermont, United States
1998	M.A., Clinical Psychology, Loyola College
1993	B.S., Psychology, James Madison University

Post-Graduate Training

Post-Doctorate, Hollings Cancer Center, Postdoctoral Fellow, August 2003, July 2004
Post-Doctorate, Hollings Cancer Center, NIDA Postdoctoral Fellow, August 2004, September 2006
Post-Doctorate, Medical University of South Carolina, Psychology Intern, September 2003

Additional Training

No activities entered.

Certifications

No activities entered.

Professional Licensures

South Carolina State Licensure - Clinical Psychology (#962)

MUSC Rank and Promotion History

Professor, Medical University of South Carolina, College of Graduate Studies, 2010-09-30
Professor, Medical University of South Carolina, College of Medicine, Psychiatry and Behavioral Sciences, 2016-01-01
Professor, Medical University of South Carolina, College of Medicine, Public Health Sciences, 2016-01-01
Associate Professor, Medical University of South Carolina, College of Medicine, Public Health Sciences, 2013-01-01, 2015-12-31
Associate Professor, Medical University of South Carolina, College of Medicine, Medicine, Biostatistics and Epidemiology, 2010-07-01, 2012-12-31
Associate Professor, Medical University of South Carolina, College of Medicine, Family Medicine, 2012-07-01, 2012-12-31
Associate Professor, Medical University of South Carolina, College of Medicine, Psychiatry and Behavioral Sciences, 2010-07-01, 2015-12-31
Assistant Professor, Medical University of South Carolina, College of Medicine, Psychiatry and Behavioral Sciences, 2006-09-01, 2010-06-30
Assistant Professor, Medical University of South Carolina, College of Medicine, Medicine, Biostatistics and Epidemiology, 2009-07-01, 2010-06-30

Medical University of South Carolina
COLLEGE OF HEALTH PROFESSIONS
ABBREVIATED CURRICULUM VITAE

Date: 10/25/2022

Name: Donaldson Megan Burrowbridge
Last First Middle

Citizenship and/or Visa Status: US Citizen

Office Address: 895 Duck Hollow Cir, North Canton, Ohio 44720 Telephone: 330-327-7959

Education: *(Baccalaureate and above)*

<u>Institution</u>	<u>Years Attended</u>	<u>Degree/Date</u>	<u>Field of Study</u>
<u>D'Youville College</u>	<u>1996-2001</u>	<u>BS/MS</u>	<u>Physical Therapy</u>
<u>Nova Southeastern University</u>	<u>2002-2007</u>	<u>PhD</u>	<u>Physical Therapy</u>
<u>Daemen College Orthopaedic Manual Physical Therapy Fellowship Program</u>	<u>2008-2009</u>	<u>Certificate</u>	<u>OMPT Fellowship</u>

Graduate Medical Training: *(Chronological)*

<u>Place</u>	<u>Dates</u>

<u>Place</u>	<u>Dates</u>

Board Certification: Fellowship Certification: #923 Date: 2009, 2019

Licensure: OH- PT #09759 Date: _____

Faculty appointments: *(Begin with initial appointment)*

<u>Years</u>	<u>Rank</u>	<u>Institution</u>	<u>Department</u>
<u>2008</u>	<u>Assistant Professor</u>	<u>Walsh University</u>	<u>School of Behavioral and Health Sciences</u>
<u>2012</u>	<u>Associate Professor</u>	<u>Walsh University</u>	<u>School of Behavioral and Health Sciences</u>
<u>2018</u>	<u>Professor</u>	<u>Walsh University</u>	<u>School of Behavioral and Health Sciences</u>
<u>2018</u>	<u>Adjunct Associate Professor</u>	<u>Duke University</u>	<u>Department of Orthopaedic Surgery</u>
<u>2018</u>	<u>Associate Professor</u>	<u>Tufts University</u>	<u>School of Medicine Department of Public Health and Community Medicine</u>
<u>2019</u>	<u>Adjunct Associate Professor</u>	<u>Baylor University</u>	<u>Doctor of Physical Therapy Program</u>

First Appointment to MUSC: Rank Professor Date: 2023

Benjamin Djulbegovic, MD
Abbreviated Curriculum Vitae
Professor
djubegov@musc.edu

Personal Information

No activities entered.

Contact Information

No activities entered.

Degrees

1987	Sc.D., Leukemia, University of Sarajevo
1980	M.Sc., Biophysics, University of Zagreb
1976	M.D., Medicine, University of Sarajevo

Post-Graduate Training

Fellowship, University of Sarajevo, Hematology, July 1984, June 1985
Fellowship, Paterson Institute for Cancer Research, Hematology, July 1985, June 1986
Fellowship, University of Louisville, Hematology/ Oncology, July 1988, June 1989
Fellowship, Christie Hospital, Hematology, July 1985, June 1986
Residency, University of Louisville, Internal Medicine, January 1989, December 1990
Residency, University of Belgrade, Internal Medicine, July 1980, June 1983
Residency, University of Sarajevo, Internal Medicine, July 1980, June 1983

Additional Training

No activities entered.

Certifications

American Board of Internal Medicine, Type of Certification: Board Certification, Specialty: Hematology,
Certification Number: 147231, Effective Date: 1994-11-10

Professional Licensures

Kentucky Medical License, Month / Year Originally Conferred: October 1990, 27579
Indiana Medical License, Month / Year Originally Conferred: May 1994, 01042507
Florida Medical License, Month / Year Originally Conferred: May 1999, ME77998
California Medical License, Month / Year Originally Conferred: September 2017, C151810

MUSC Rank and Promotion History

Professor, Medical University of South Carolina, College of Medicine, Medicine, Hematology/Oncology, 2023-02-01

Non-MUSC Rank and Promotion History

Professor, University of Florida, Epidemiology and Health Research Policy, 2009-01-01, 2014-12-31
Professor, University of South Florida, Medicine and Oncology , 2003-01-01, 2010-12-31
Professor, City of Hope, Beckman Research Institute, 2017-01-01

Distinguished Professor, USF, 2010-01-01, 2017-12-31

Associate Professor , University of Louisville, 1996-01-01, 1998-12-31

Associate Professor, University of South Florida, 1998-01-01, 2003-12-31

Assistant Professor, University of Louisville, 1990-01-01, 1996-12-31

James J Hill III, MD
Abbreviated Curriculum Vitae
Professor
hilljj@musc.edu

Personal Information

No activities entered.

Contact Information

No activities entered.

Degrees

2001 M.D., Medicine, Medical University of South Carolina
1996 B.S., Marine Chemistry, South Carolina Honors College, University of South Carolina

Post-Graduate Training

Fellowship, Yale University School of Medicine,, Occupational & Environmental Medicine, July 2005, June 2007
Residency, University of North Carolina at Chapel Hill School of Medicine, Physical Medicine & Rehabilitation,
July 2001, June 2005

Additional Training

2005-08-01, 2007-05-31, Yale University School of Public Health, Public Health in Chronic Disease
Epidemiology, Masters Degree

Certifications

American Board of Preventive Medicine, Type of Certification: Board Certification, Specialty: Occupational
Medicine, Certification Number: N/A, Effective Date: 2008-01-01, Expiration Date (if none, see note above):
2028-01-31

American Board of Physical Medicine & Rehabilitation, Type of Certification: Board Certification, Specialty:
Physical Medicine & Rehabilitation, Certification Number: N/A, Effective Date: 2006-07-01, Expiration Date (if
none, see note above): 2026-12-31

Professional Licensures

South Carolina Medical Licensee, Month / Year Originally Conferred: September 2022, 88790
North Carolina Medical License, Month / Year Originally Conferred: April 2004, 200400357

MUSC Rank and Promotion History

Professor, Medical University of South Carolina, College of Medicine, Family Medicine, 2023-01-01

Non-MUSC Rank and Promotion History

Instructor, Yale University School of Medicine, 2007-01-01, 2008-12-31
Associate Professor,, University of North Carolina at Chapel Hill School of Medicine, Physical Medicine &
Rehabilitation, 2015-01-01
Assistant Professor, Yale University School of Medicine, Internal Medicine, 2008-01-01, 2009-12-31
Assistant Professor, University of North Carolina at Chapel Hill School of Medicine, 2009-01-01, 2015-12-31

Assistant Professor, Medical University of South Carolina, College of Medicine, Public Health Sciences, 2008-10-01, 2009-06-30

Non-MUSC Rank and Promotion History

No activities entered.

Robert P. Turner, MD, MSCR
Abbreviated Curriculum Vitae
Affiliate Associate Professor
turnerrp@musc.edu

Personal Information

No activities entered.

Contact Information

No activities entered.

Degrees

2003	M.S.C.R., Clinical Research, Medical University of South Carolina, South Carolina, United States
1984	M.D., Medicine, University of Nebraska, Nebraska, United States
1980	B.A., General Sciences, University of Nebraska, Nebraska, United States

Post-Graduate Training

- Post-Doctorate, Medical College of Virginia Hospitals, Richmond, VA, Fellow, Adult/Child Neurology, September 1986, September 1989
- Post-Doctorate, Medical College of Virginia Hospitals, Richmond, VA, Fellow, EMG, Neurophysiology, & Neuromuscular Diseases, September 1989, September 1990
- Post-Doctorate, University of Nebraska Medical Center, Omaha, NE, Intern, Department of Pediatrics, September 1984, September 1985
- Post-Doctorate, University of Nebraska Medical Center, Omaha, NE, Resident, Department of Pediatrics, September 1985, September 1986

Additional Training

No activities entered.

Certifications

- QEEG Certification Board (Certificate D089) Certification in Quantitative Electroencephalography (QEEG-D), Effective Date: 2013
- National Board of Medical Examiners (NBME) (Certificate 220), Effective Date: 07/01/1985
- Biofeedback Certification International Alliance (BCIA) (Certificate 5639) Certification in Neurofeedback (BCN), Effective Date: 2013
- American Society of Neurorehabilitation (Certificate 205), Effective Date: 09/04/1992
- American Board of Psychiatry and Neurology with Special Qualification in Child Neurology (Certificate 758), Effective Date: 10/30/1990
- American Board of Psychiatry and Neurology with Added Qualification in Neurodevelopmental Disabilities (Certificate 024), Effective Date: 04/03/00 (Exp: 12/31/2011)
- American Board of Psychiatry and Neurology with Added Qualification in Clinical Neurophysiology (Certificate 205), Effective Date: 03/31/1992; Recertified 2003 (Exp: 12/31/2013)
- American Board of Psychiatry and Neurology (ABPN) With Added Qualification in Epilepsy, Effective Date: 2013
- American Board of Pediatrics, Effective Date: 11/14/1990
- American Board of Electrodiagnostic Medicine (Certificate 1532), Effective Date: 04/14/1991
- American Board of Clinical Neurophysiology, Effective Date: 12/16/1991

Professional Licensures

Virginia Medical License
South Carolina Medical License #19821
South Carolina DHEC License
South Carolina DEA Registration
Nebraska Medical License

MUSC Rank and Promotion History

Affiliate Associate Professor, Medical University of South Carolina, College of Medicine, Pediatrics, Pediatric Neurology, 2022-11-01, 2025-06-30
Clinical Associate Professor, Medical University of South Carolina, College of Medicine, Pediatrics, Pediatric Neurology, 2020-03-12, 2022-10-31
Clinical Associate Professor, Medical University of South Carolina, College of Medicine, Neuroscience, Neurology, 2013-07-01, 2014-06-30
Clinical Assistant Professor, Medical University of South Carolina, College of Medicine, Pediatrics, 1997-11-01, 2000-10-31
Clinical Assistant Professor, Medical University of South Carolina, College of Medicine, Neurology, 1997-11-01, 2000-10-31
Associate Professor, Medical University of South Carolina, College of Medicine, Neuroscience, Neurological Surgery, 2004-11-01, 2004-12-01
Associate Professor, Medical University of South Carolina, College of Medicine, Public Health Sciences, 2013-01-01, 2013-06-30
Associate Professor, Medical University of South Carolina, College of Medicine, Medicine, Biostatistics and Epidemiology, 2009-07-01, 2012-12-31
Associate Professor, Medical University of South Carolina, College of Medicine, Pediatrics, 2004-07-01, 2013-06-30
Associate Professor, Medical University of South Carolina, College of Medicine, Public Health Sciences, 2004-07-01, 2009-06-30
Associate Professor, Medical University of South Carolina, College of Medicine, Neurosurgery, 2004-07-01, 2004-10-31
Associate Professor, Medical University of South Carolina, College of Medicine, Neurology, 2004-07-01, 2004-10-31
Associate Professor, Medical University of South Carolina, College of Medicine, Neuroscience, Neurology, 2004-11-01, 2013-06-30
Assistant Professor, Medical University of South Carolina, College of Medicine, Neurosurgery, 2000-11-01, 2004-06-30
Assistant Professor, Medical University of South Carolina, College of Medicine, Neurology, 2000-11-01, 2004-06-30
Assistant Professor, Medical University of South Carolina, College of Medicine, Pediatrics, 2000-11-01, 2004-06-30

Non-MUSC Rank and Promotion History

Community Faculty, Mount Pleasant Hospital, 2018-09-01, 2019-01-01
Community Faculty, HCA Trident/Summerville Medical Center, 2019-09-01, 2019-01-01
Community Faculty, Roper Hospital, 2014-09-01, 2019-01-01
Community Faculty, Bon Secours St Francis Hospital, 2014-09-01, 2019-01-01
Clinical Assistant Professor, Medical College of Virginia Hospitals, Richmond, VA, Neurology and Pediatrics, 1993-09-01
Associate Clinical Professor, University of South Carolina School of Medicine (USC-SOM), Pediatrics & Neurosciences, 2014-09-01, 2019-01-01
Assistant Professor, Medical College of Virginia Hospitals, Richmond, VA, Neurology and Pediatrics, 1990-09-01

Medical University of South Carolina
COLLEGE OF DENTAL MEDICINE
ABBREVIATED CURRICULUM VITAE

Date: 10/15/15

Name: Yilmaz Ozlem _____
Last First Middle

Citizenship and/or Visa Status: US Citizen

Office Address: University of Florida, College of Dentistry Telephone: 352 273 8003
Dept. of Periodontology, Box 100434
Gainesville, FL 32610

Education: (Baccalaureate and above)

<u>Institution</u>	<u>Years Attended</u>	<u>Degree/Date</u>	<u>Field of Study</u>
Istanbul University, School of Dentistry, Istanbul, Turkey	1985-1990	DDS	General Dentistry
University of Washington, Seattle, WA, USA	1997-2002	PhD	Oral Biology
_____	_____	_____	_____
_____	_____	_____	_____

Graduate Medical Training: (Chronological)

	<u>Place</u>	<u>Dates</u>
Internship	_____	_____
	_____	_____
	_____	_____

	<u>Place</u>	<u>Dates</u>
Residencies or Postdoctoral:	_____	_____
	Post-Doctoral Fellow/Research Associate, School of Public Health, University of Washington, Seattle, WA	2002-2005
	Visiting Fellow, Biologie Moléculaire du Gène, Institut Pasteur, Paris, France	2003
	_____	_____
	_____	_____

Board Certification:	<u>Date:</u>
_____	_____
_____	_____
_____	_____

Licensure:	<u>Date:</u>
_____	_____
_____	_____
_____	_____

Faculty appointments: (Begin with initial appointment)

<u>Years</u>	<u>Rank</u>	<u>Institution</u>	<u>Department</u>
2006-2010	Assistant Professor	College of Dentistry, Univ. of Florida	Dept. of Periodontology
_____	Joint Assistant Professor	College of Dentistry, Univ. of Florida	Dept. of Oral Biology
_____	Joint Assistant Professor	University of Florida	Emerging Pathogens Institute
2010-2015	Associate Professor (Tenured)	College of Dentistry, Univ. of Florida	Dept. of Periodontology
_____	Joint Associate Professor	College of Dentistry, Univ. of Florida	Dept. of Oral Biology
_____	Joint Associate Professor	University of Florida	Emerging Pathogens Institute
_____	_____	_____	_____
_____	_____	_____	_____

First Appointment to MUSC: Rank Full Professor

Date: January 1st 2016