



AGENDA
(REGULAR AND CONSENT)

HOSPITAL AUTHORITY BOARD OF TRUSTEES
AND
UNIVERSITY BOARD OF TRUSTEES

October 9, 2020

MEDICAL UNIVERSITY HOSPITAL AUTHORITY (MUHA) BOARD OF TRUSTEES

REGULAR AGENDA

October 9, 2020

101 Colcock Hall/Via Teleconference

Members of the Board of Trustees

| | |
|------------------------------------|-------------------------------|
| Dr. James Lemon, Chairman | Dr. Richard M. Christian, Jr. |
| Mr. Charles Schulze, Vice-Chairman | Dr. Paul T. Davis |
| Ms. Terri R. Barnes | Dr. Donald R. Johnson II |
| The Honorable James A. Battle, Jr. | Ms. Barbara Johnson-Williams |
| Mr. William H. Bingham, Sr. | Dr. G. Murrell Smith, Sr. |
| Dr. W. Melvin Brown III | Mr. Michael E. Stavrinakis |
| Dr. Henry F. Butehorn III | Thomas L. Stephenson, Esq. |
| Dr. C. Guy Castles III | Dr. Bartlett J. Witherspoon |

Trustees Emeriti

| | |
|-------------------------|----------------------------|
| Ms. Margaret M. Addison | Dr. Charles B. Thomas, Jr. |
| Mr. Allan E. Stalvey | Dr. James E. Wiseman, Jr. |

- Item 1. Call to Order..... Dr. James Lemon
Chairman
- Item 2. Roll Call..... Jane Scutt
Assistant Board Secretary
- Item 3. Date of Next Meeting – December 11, 2020..... Jane Scutt
Assistant Board Secretary
- Item 4. Approval of Meeting Minutes of August 14, 2020 and September 16, 2020 Dr. James Lemon
Chairman

Recommendations and Informational Report of the President: Dr. David Cole

- Item 5. General Informational Report of the President Dr. David Cole
President
- Item 6. Other Business Dr. David Cole
President

Authority Operations, Quality and Finance Committee: Dr. Murrell Smith, Chair

- Item 7. Election of Committee Chair Dr. James Lemon
Chairman
- Item 8. MUHA Status Report Dr. Patrick Cawley
Chief Executive Officer, MUSC Health
- Item 9. Request for Certificate of Need (CON)..... Dr. Patrick Cawley
Chief Executive Officer, MUSC Health

Approval will be requested for the Medical University Hospital Authority (MUHA) to seek a Certificate of Need for six (6) additional level III NICU bassinets to be located within the MUSC Shawn Jenkins Children’s Hospital.

- Item 9.1 Economic Impact Study..... Joey VonNessen, Research Economist
Darla Moore School of Business, University of South Carolina
- Item 10. MUHA Financial Report.....Lisa Goodlett
Chief Financial Officer, MUSC Health
- Item 11. Legislative Update..... Mark Sweatman
Chief, Government Relations
- Item 12. MUSC Physicians UpdateDr. Dirk Elston
President, MUSC Physicians
- Item 12.1 Other Committee BusinessDr. Murrell Smith
Committee Chair

MUHA and MUSC Physical Facilities Committee: Mr. Bill Bingham, Chair

- Item 13. Election of Committee Chair Dr. James Lemon
Chairman
- Item 13.1 MUHA Facilities Procurements/Contracts for Approval.....Greg Weigle and Brad Taylor
Facilities
- Item 14. MUSC Facilities Procurements/Contracts for ApprovalGreg Weigle and Brad Taylor
Facilities
- Item 15. Charleston Peninsula Water Mitigation PlanningLisa Montgomery
EVP for Finance & Operations
- Item 15.1 Other Committee BusinessBill Bingham
Committee Chair

MUHA and MUSC Audit Committee: Mr. Tom Stephenson, Chair

- Item 16. Election of Committee Chair Dr. James Lemon
Chairman
- Item 16.1 Enterprise Compliance Report Kellie Mendoza
Director, MUSC Physicians Compliance
- Item 17. Report of the Office of Internal Audit Susan Barnhart
Director, Internal Audit
- Item 18. Other Committee BusinessTom Stephenson
Committee Chair

Other Business for the Board of Trustees: Dr. James Lemon, Chair

- Item 19. Appointment of Bylaws Ad Hoc Committee Dr. James Lemon
Chairman
- Item 20. Approval of Consent Agenda Dr. James Lemon
Chairman

Item 21. Executive Session Dr. James Lemon
Chairman

Upon proper motion and vote, the Board may convene a closed session pursuant to SC Code Ann. §30-4-70. Although the Board will not vote on any items discussed in closed session, the Board may return to public session to vote on items discussed.

Item 22. New Business for the Board of Trustees Dr. James Lemon
Chairman

Item 23. Report from the Chairman Dr. James Lemon
Chairman

MUSC Health (excluding MUSCP)

Interim Financial Statements

August 31, 2020

Medical University Hospital Authority (MUHA)

Statement of Revenues, Expenses and Changes in Net Assets

| | |
|---|---------|
| Consolidated – All Markets | 2 |
| Charleston Market | 3 - 6 |
| - MUSC Shawn Jenkins Children's Hospital and Pearl Tourville Women's Pavilion | |
| Florence Market | 7- 9 |
| Lancaster Market | 10 – 12 |

Statements of Net Position

| | |
|---|----|
| Consolidated – All Markets | 14 |
| Charleston Market | 15 |
| Management Comments - Charleston Market | 16 |
| Regional Health Network (RHN) Markets | 17 |
| Management Comments - RHN | 18 |

MUHA FASB to GASB Report

| | |
|----------------------------|----|
| Consolidated – All Markets | 20 |
|----------------------------|----|

MUSC Strategic Ventures (MSV and MHI, Inc.)

| | |
|---|---------|
| Statement of Revenues, Expenses and Changes in Net Assets | 22 - 24 |
| Statements of Net Position | 25 - 26 |

Note:

1) U Uyo# = # \ t @

2) MUHA has recognized CARES stimulus funding in April 2020 as non-operating revenue per GASB guidance.

3 @ 7 7 o" =y)

Unaudited – For Management Use

Medical University Hospital Authority - Consolidated (including Edgewater Surgery Center)

Statement of Revenues, Expenses and Change in Net Position

For the 2 Month Periods Ending - August 31, 2020

Modified FASB Basis

| | Current Month | | | | Fiscal Year To Date | | | |
|---|------------------|----------------|-----------------|----------------|---------------------|------------------|---------------------|-----------------|
| | Actual | Budget | Variance | Var % | Actual | Budget | Variance | Var % |
| Operating Revenues: | | | | | | | | |
| Net Patient Service Revenue | \$ 154,576,882 | \$ 166,346,363 | \$ (11,769,481) | -7.08% | \$ 297,487,331 | \$ 330,809,019 | \$ (33,321,688) | -10.07% |
| DSH | 4,298,547 | 4,260,734 | 37,813 | 0.89% | 8,597,094 | 8,521,468 | 75,627 | 0.89% |
| Retail Pharmacy Revenue | 16,374,979 | 17,148,255 | (773,276) | -4.51% | 37,659,223 | 34,244,423 | 3,414,801 | 9.97% |
| Other Revenue | 5,936,459 | 7,725,277 | (1,788,817) | -23.16% | 19,774,782 | 15,564,847 | 4,209,935 | 27.05% |
| State Appropriations | 12,348,754 | 2,348,754 | 10,000,000 | 425.76% | 14,697,509 | 4,697,509 | 10,000,000 | 212.88% |
| Total Operating Revenues | 193,535,622 | 197,829,383 | (4,293,761) | -2.17% | 378,215,940 | 393,837,265 | (15,621,325) | -3.97% |
| Operating Expenses: | | | | | | | | |
| Salaries Wages | 53,051,778 | 54,034,186 | (982,408) | -1.82% | 107,622,998 | 107,715,019 | (92,021) | -0.09% |
| Benefits | 22,310,659 | 20,430,326 | 1,880,333 | 9.20% | 43,604,843 | 40,906,625 | 2,698,218 | 6.60% |
| Pension Expense | 5,297,401 | 5,300,157 | (2,756) | -0.05% | 10,594,803 | 10,600,313 | (5,510) | -0.05% |
| Other Post Employment Benefits | 1,629,657 | 1,629,657 | - | 0.00% | 3,259,313 | 3,259,313 | - | 0.00% |
| Purchased Services | 25,106,342 | 25,695,808 | (589,466) | -2.29% | 48,689,574 | 51,157,947 | (2,468,373) | -4.83% |
| Physician Services | 12,983,288 | 12,777,381 | 205,907 | 1.61% | 23,417,256 | 24,988,119 | (1,570,863) | -6.29% |
| Pharmaceuticals | 13,254,389 | 11,492,639 | 1,761,750 | 15.33% | 29,134,057 | 22,717,688 | 6,416,369 | 28.24% |
| Retail Pharmaceuticals | 8,187,234 | 5,151,094 | 3,036,140 | 58.94% | 16,852,162 | 10,107,356 | 6,744,806 | 66.73% |
| Medical Supplies | 19,741,477 | 34,571,052 | (14,829,575) | -42.90% | 44,413,569 | 63,532,434 | (19,118,865) | -30.09% |
| COVID-19 Supplies | 4,809,168 | - | 4,809,168 | 0.00% | 9,378,506 | - | 9,378,506 | 0.00% |
| Other Supplies | 5,265,054 | 4,809,214 | 455,840 | 9.48% | 9,399,820 | 9,936,302 | (536,482) | -5.40% |
| Utilities | 2,268,813 | 1,986,024 | 282,789 | 14.24% | 4,253,151 | 4,325,393 | (72,242) | -1.67% |
| Insurance | 673,839 | 543,349 | 130,490 | 24.02% | 1,421,851 | 1,086,727 | 335,124 | 30.84% |
| Leases | 2,538,938 | 3,293,931 | (754,993) | -22.92% | 5,259,330 | 6,599,167 | (1,339,837) | -20.30% |
| Other | 1,877,190 | 2,229,240 | (352,050) | -15.79% | 3,811,627 | 4,527,860 | (716,233) | -15.82% |
| Physician Clinic Expense | 2,193,238 | 1,933,368 | 259,870 | 13.44% | 4,737,522 | 3,933,308 | 804,214 | 20.45% |
| Total Operating Expenses | 181,188,466 | 185,877,426 | (4,688,961) | -2.52% | 365,850,383 | 365,393,571 | 456,812 | 0.13% |
| EBIDA | 12,347,157 | 11,951,957 | 395,200 | 3.31% | 12,365,557 | 28,443,694 | (16,078,137) | -56.53% |
| Depreciation | 7,846,484 | 8,033,442 | (186,958) | -2.33% | 16,103,042 | 16,066,883 | 36,159 | 0.23% |
| Interest | 3,437,765 | 3,791,772 | (354,007) | -9.34% | 7,022,494 | 7,234,683 | (212,188) | -2.93% |
| Operating Income (Loss) | 1,062,908 | 126,743 | 936,165 | 738.63% | (10,759,979) | 5,142,129 | (15,902,108) | -309.25% |
| Operating Margin | 0.55% | 0.06% | | | -2.84% | 1.31% | | |
| NonOperating Revenues (Expenses): | | | | | | | | |
| Gifts and Grants | 95,098 | 16,393 | 78,705 | 480.11% | 478,978 | 339,909 | 139,069 | 40.91% |
| Investment Income | 10,990 | 1,256,857 | (1,245,867) | -99.13% | 727,321 | 1,200,251 | (472,930) | -39.40% |
| Loss on Disposal of Capital Assets | - | - | - | 0.00% | - | - | - | 0.00% |
| COVID-19 Stimulus Funding | 269,400 | - | 269,400 | 0.00% | 16,311,547 | - | 16,311,547 | 0.00% |
| Other NonOperating Expenses | (302) | 1,722 | (2,023) | -117.53% | (302) | 3,443 | (3,745) | -108.77% |
| Debt Issuance Costs | - | - | - | 0.00% | - | - | - | 0.00% |
| Total NonOperating Revenues (Expenses) | 375,186 | 1,274,972 | (899,786) | -70.57% | 17,517,545 | 1,543,603 | 15,973,942 | 1034.85% |
| Income (Loss) Before NonOperating Payments to MUSC Affiliates | 1,438,094 | 1,401,715 | 36,379 | 2.60% | 6,757,566 | 6,685,732 | 71,834 | 1.07% |
| Non Operating Payments to MUSC Affiliates | (1,913,565) | (3,913,565) | 2,000,000 | -51.10% | (5,827,131) | (7,827,131) | 2,000,000 | -25.55% |
| Change in Net Position | \$ (475,471) | \$ (2,511,850) | \$ 2,036,379 | -81.07% | \$ 930,435 | \$ (1,141,398) | \$ 2,071,834 | -181.52% |
| Margin | -0.25% | -1.27% | | | 0.25% | -0.29% | | |

Medical University Hospital Authority - Charleston Market

Statement of Revenues, Expenses and Change in Net Position

For the 2 Month Periods Ending - August 31, 2020

Modified FASB Basis

| | Current Month | | | | Fiscal Year To Date | | | |
|---|------------------|----------------|------------------|-----------------|---------------------|------------------|---------------------|-----------------|
| | Actual | Budget | Variance | Var % | Actual | Budget | Variance | Var % |
| Operating Revenues: | | | | | | | | |
| Net Patient Service Revenue | \$ 123,681,941 | \$ 134,483,543 | \$ (10,801,602) | -8.03% | \$ 240,565,712 | \$ 267,368,138 | \$ (26,802,426) | -10.02% |
| DSH | 3,327,496 | 3,327,496 | - | 0.00% | 6,654,992 | 6,654,992 | - | 0.00% |
| Retail Pharmacy Revenue | 16,374,979 | 17,148,255 | (773,276) | -4.51% | 37,659,223 | 34,244,423 | 3,414,801 | 9.97% |
| Other Revenue | 5,291,049 | 6,148,143 | (857,094) | -13.94% | 17,480,451 | 12,413,848 | 5,066,603 | 40.81% |
| State Appropriations | 12,348,754 | 2,348,754 | 10,000,000 | 425.76% | 14,697,509 | 4,697,509 | 10,000,000 | 212.88% |
| Total Operating Revenues | 161,024,219 | 163,456,191 | (2,431,972) | -1.49% | 317,057,886 | 325,378,909 | (8,321,022) | -2.56% |
| Operating Expenses: | | | | | | | | |
| Salaries Wages | 42,033,385 | 42,968,343 | (934,958) | -2.18% | 86,106,054 | 85,782,282 | 323,772 | 0.38% |
| Benefits | 18,274,572 | 16,223,685 | 2,050,887 | 12.64% | 35,422,664 | 32,546,245 | 2,876,420 | 8.84% |
| Pension Expense | 4,426,667 | 4,426,667 | - | 0.00% | 8,853,333 | 8,853,333 | - | 0.00% |
| Other Post Employment Benefits | 1,358,333 | 1,358,333 | - | 0.00% | 2,716,667 | 2,716,667 | - | 0.00% |
| Purchased Services | 21,387,967 | 22,066,719 | (678,752) | -3.08% | 41,700,669 | 43,945,863 | (2,245,194) | -5.11% |
| Physician Services | 11,607,018 | 10,770,218 | 836,800 | 7.77% | 20,347,551 | 20,932,806 | (585,255) | -2.80% |
| Pharmaceuticals | 11,440,989 | 9,709,127 | 1,731,861 | 17.84% | 25,800,701 | 19,186,234 | 6,614,467 | 34.48% |
| Retail Pharmaceuticals | 8,187,234 | 5,151,094 | 3,036,140 | 58.94% | 16,852,162 | 10,107,356 | 6,744,806 | 66.73% |
| Medical Supplies | 15,911,050 | 30,880,378 | (14,969,328) | -48.48% | 37,085,813 | 56,197,870 | (19,112,057) | -34.01% |
| COVID-19 Supplies | 4,809,168 | - | 4,809,168 | 0.00% | 9,378,506 | - | 9,378,506 | 0.00% |
| Other Supplies | 4,476,980 | 3,935,446 | 541,534 | 13.76% | 7,974,558 | 8,219,001 | (244,442) | -2.97% |
| Utilities | 1,570,302 | 1,353,110 | 217,192 | 16.05% | 3,034,647 | 3,070,370 | (35,723) | -1.16% |
| Insurance | 521,413 | 353,808 | 167,605 | 47.37% | 1,118,860 | 707,617 | 411,243 | 58.12% |
| Leases | 2,064,494 | 2,740,319 | (675,825) | -24.66% | 4,396,291 | 5,499,115 | (1,102,824) | -20.05% |
| Other | 1,203,191 | 1,343,262 | (140,070) | -10.43% | 2,336,661 | 2,769,243 | (432,582) | -15.62% |
| Total Operating Expenses | 149,272,764 | 153,280,510 | (4,007,745) | -2.61% | 303,125,137 | 300,534,000 | 2,591,137 | 0.86% |
| EBIDA | 11,751,455 | 10,175,682 | 1,575,773 | 15.49% | 13,932,749 | 24,844,909 | (10,912,160) | -43.92% |
| Depreciation | 7,086,659 | 7,295,115 | (208,456) | -2.86% | 14,585,318 | 14,590,230 | (4,913) | -0.03% |
| Interest | 2,638,289 | 2,850,106 | (211,817) | -7.43% | 5,411,399 | 5,350,508 | 60,891 | 1.14% |
| Operating Income (Loss) | 2,026,507 | 30,461 | 1,996,047 | 6552.83% | (6,063,968) | 4,904,170 | (10,968,138) | -223.65% |
| Operating Margin | 1.26% | 0.02% | 0.00% | 0.00% | -1.91% | 1.51% | | |
| NonOperating Revenues (Expenses): | | | | | | | | |
| Gifts and Grants | 95,098 | 16,393 | 78,705 | 480.11% | 478,978 | 339,909 | 139,069 | 40.91% |
| Investment Income | 8,189 | 1,223,605 | (1,215,416) | -99.33% | 724,521 | 1,133,746 | (409,226) | -36.10% |
| Loss on Disposal of Capital Assets | - | - | - | 0.00% | - | - | - | 0.00% |
| COVID-19 Stimulus Funding | - | - | - | 0.00% | - | - | - | 0.00% |
| Other NonOperating Expenses | - | - | - | 0.00% | - | - | - | 0.00% |
| Debt Issuance Costs | - | - | - | 0.00% | - | - | - | 0.00% |
| Total NonOperating Revenues (Expenses) | 103,287 | 1,239,998 | (1,136,711) | -91.67% | 1,203,499 | 1,473,656 | (270,157) | -18.33% |
| Income (Loss) Before NonOperating Payments to M | 2,129,795 | 1,270,459 | 859,336 | 67.64% | (4,860,469) | 6,377,826 | (11,238,294) | -176.21% |
| Non Operating Payments to MUSC Affiliates | (1,913,565) | (3,913,565) | 2,000,000 | -51.10% | (5,827,131) | (7,827,131) | 2,000,000 | -25.55% |
| Change in Net Position | \$ 216,229 | \$ (2,643,106) | \$ 2,859,336 | -108.18% | \$ (10,687,599) | \$ (1,449,305) | \$ (9,238,294) | 637.43% |
| Margin | 0.13% | -1.62% | | | -3.37% | -0.45% | | |

Medical University Hospital Authority - MUSC Shawn Jenkins Hospital and Pearl Tourville Women's Pavilion

Statement of Revenues, Expenses and Change in Net Position

For the 2 Month Periods Ending - August 31, 2020

Modified FASB Basis

| | Current Month | | | | Fiscal Year To Date | | | |
|---|-----------------|----------------|----------------|---------|---------------------|-----------------|----------------|---------|
| | Actual | Budget | Variance | Var % | Actual | Budget | Variance | Var % |
| Operating Revenues: | | | | | | | | |
| Net Patient Service Revenue | \$ 14,587,265 | \$ 14,094,349 | \$ 492,916 | 3.50% | \$ 29,687,099 | \$ 28,303,585 | \$ 1,383,514 | 4.89% |
| Retail Pharmacy Revenue | 725,251 | 406,828 | 318,423 | 78.27% | 1,453,818 | 813,657 | 640,161 | 78.68% |
| Other Revenue | 130,744 | 131,370 | (626) | -0.48% | 236,988 | 271,720 | (34,732) | -12.78% |
| Total Operating Revenues | 15,443,260 | 14,632,547 | 810,713 | 5.54% | 31,377,905 | 29,388,962 | 1,988,942 | 6.77% |
| Operating Expenses: | | | | | | | | |
| Salaries Wages | 6,682,756 | 6,453,555 | 229,201 | 3.55% | 13,811,762 | 13,021,382 | 790,380 | 6.07% |
| Benefits | 2,789,149 | 2,204,490 | 584,660 | 26.52% | 5,432,973 | 4,422,402 | 1,010,571 | 22.85% |
| Purchased Services | 9,452,193 | 9,397,488 | 54,705 | 0.58% | 19,488,071 | 18,776,866 | 711,206 | 3.79% |
| Physician Services | 2,185,820 | 599,463 | 1,586,357 | 264.63% | 2,185,820 | 1,198,927 | 986,893 | 82.31% |
| Pharmaceuticals | 565,838 | 1,009,119 | (443,281) | -43.93% | 1,177,804 | 1,982,077 | (804,273) | -40.58% |
| Retail Pharmaceuticals | 567,577 | 142,622 | 424,955 | 297.96% | 897,691 | 285,245 | 612,446 | 214.71% |
| Medical Supplies | 2,439,515 | 1,330,231 | 1,109,284 | 83.39% | 4,407,167 | 2,649,267 | 1,757,900 | 66.35% |
| Other Supplies | 571,151 | 277,179 | 293,972 | 106.06% | 1,009,901 | 704,245 | 305,656 | 43.40% |
| Utilities | 20,412 | 195,846 | (175,434) | -89.58% | 29,958 | 391,709 | (361,751) | -92.35% |
| Leases | 23,055 | 44,044 | (20,989) | -47.65% | 53,982 | 84,621 | (30,639) | -36.21% |
| Other | 42,675 | 19,365 | 23,310 | 120.37% | 55,175 | 96,470 | (41,295) | -42.81% |
| Total Operating Expenses | 25,340,141 | 21,673,402 | 3,666,739 | 16.92% | 48,550,303 | 43,613,210 | 4,937,093 | 11.32% |
| EBIDA | (9,896,881) | (7,040,855) | (2,856,026) | 40.56% | (17,172,399) | (14,224,248) | (2,948,151) | 20.73% |
| Depreciation | 1,597,425 | 1,597,425 | - | 0.00% | 3,194,850 | 3,194,850 | - | 0.00% |
| Interest | 1,092,091 | 1,092,091 | - | 0.00% | 2,312,807 | 2,312,807 | - | 0.00% |
| Operating Income (Loss) | (12,586,397) | (9,730,371) | -2,856,026 | 29.35% | (22,680,056) | (19,731,905) | (2,948,151) | 14.94% |
| Operating Margin | -81.50% | -66.50% | | 0.00% | -72.28% | -67.14% | | 0.00% |
| NonOperating Revenues (Expenses): | | | | | | | | |
| Gifts and Grants | - | - | - | 0.00% | - | - | - | 0.00% |
| Investment Income | - | - | - | 0.00% | - | - | - | 0.00% |
| Loss on Disposal of Capital Assets | - | - | - | 0.00% | - | - | - | 0.00% |
| COVID-19 Stimulus Funding | - | - | - | 0.00% | - | - | - | 0.00% |
| Other NonOperating Expenses | - | - | - | 0.00% | - | - | - | 0.00% |
| Debt Issuance Costs | - | - | - | 0.00% | - | - | - | 0.00% |
| Total NonOperating Revenues (Expenses) | - | - | - | 0.00% | - | - | - | 0.00% |
| Income (Loss) Before NonOperating Payments to MUSC Affiliates | (12,586,397) | (9,730,371) | (2,856,026) | 29.35% | (22,680,056) | (19,731,905) | (2,948,151) | 14.94% |
| Non Operating Payments to MUSC Affiliates | - | - | - | 0.00% | - | - | - | 0.00% |
| Change in Net Position | \$ (12,586,397) | \$ (9,730,371) | \$ (2,856,026) | 29.35% | \$ (22,680,056) | \$ (19,731,905) | \$ (2,948,151) | 14.94% |
| Margin | -81.50% | -66.50% | | | -72.28% | -67.14% | | |

MEDICAL UNIVERSITY HOSPITAL AUTHORITY – Charleston Market

Notes to the Interim Financial Statements

Statement of Revenues, Expenses and Changes in Net Assets: YTD August 31, 2020 (Unaudited) and June 30, 2020 (Unaudited) Actuals Compared to Budget

The Authority's August 2020 operating income was **below** budget by \$10,968,138 on a modified FASB basis. The roll-forward comparison below displays the major drivers of this unfavorable variance.

| | <u>Budget</u> YTD August 2020 | | <u>Actual</u> YTD August 2020 |
|---|----------------------------------|----------------------------|----------------------------------|
| Operating Income | \$ 4,904,170 | | \$ (6,063,968) |
| Revenue \$8.3 million total unfavorable variance | | | |
| Adjusted Discharges | | Favorable (Unfavorable) | |
| Inpatient Surgeries | | (23,965,919) | |
| Outpatient Surgeries | | (14,424,872) | |
| Transplant Procedures | | (3,098,868) | |
| Case Mix Index | 2.02 | 4,797,065 | 2.19 |
| Retail Pharmacy | | 10,476,937 | |
| Other Revenue | | 3,414,800 | |
| COVID19 Revenue Loss | | 15,066,603 | |
| | | (450,767) | |
| Expenses \$2.6 million total unfavorable variance | | | |
| | <u>FTE/AOB CMI</u> | (Favorable) Unfavorable | <u>FTE/AOB CMI</u> |
| FTE per AOB CMI Adjusted | 3.17 | (12,944,756) | 2.57 |
| Salaries and Benefits rate variance | | 16,144,947 | |
| Unfunded Pension | | - | |
| Unfunded OPEB | | - | |
| Medical Supplies and Other Supplies (explained by volume) | | 43,927,249 | |
| Medical Supplies and Other Supplies (not explained by volume) | | (63,283,749) | |
| COVID Supplies | | 9,378,506 | |
| Pharmaceuticals (explained by volume) | | (1,222,891) | |
| Pharmaceuticals (not explained by volume) | | 7,837,359 | |
| Retail Pharmaceuticals | | 6,744,806 | |
| Physician Services | | (585,255) | |
| Purchased Services | | (2,245,194) | |
| Depreciation | | (4,913) | |
| Interest | | 60,891 | |
| Utilities, Insurance, Leases | | (1,159,887) | |

Revenue Explanation: August year-to-date adjusted discharges were below budget by 7.3%. Inpatient surgeries, outpatient surgeries, transplant procedures, and Case Mix Index were over (under) budget by (13.1%), (14.7%), 35.7%, and 8.4%, respectively. Retail pharmacy revenues are favorable by \$3.4 million. Other Revenues are above budget mainly due to accrual of additional state appropriations for at risk testing of \$10.0 million, \$2.3 million in 304B revenue and \$1.9 million in State Appropriations for Ebola research. Charity care and bad debt expenses were \$8.6 million favorable to budget.

Unaudited – For Management Use

MEDICAL UNIVERSITY HOSPITAL AUTHORITY – Charleston Market
Notes to the Interim Financial Statements

Expense Explanation: FTE per Adjusted Occupied Bed – Case Mix Adjusted was favorable to budget by 18.9%, which equates to 750 FTEs less or \$12.9 million. Accordingly, the salary rate variance is negatively impacted by \$16.1 million.

Medical Supplies and Other Supplies, not explained by volume, were \$63.3 million under budget year-to-date, mainly due to lower utilization of COVID-related supplies than expected.

Pharmaceuticals are over budget for the month and year, mainly due to continuing growth in retail pharmacy. Retail pharmacy revenues, net of expenses, were unfavorable by \$3.3 million on a year-to-date basis.

Physician Services were over budget for the month mainly due to the timing of expenses related to the College of Medicine and under budget \$0.6 million on a year-to-date basis.

Insurance is over-budget year-to-date, while Leases and Other were favorable by \$1.5 million mainly due to leased properties at Rutledge Tower and Parkshore and employee travel expenses being lower than anticipated.

Unusual and non-recurring items impacting current month earnings: A summary of COVID19 revenue losses through August 2020 are shown below:

| Revenue Losses | |
|-----------------------|----------------|
| Medical Admissions | \$ 69,209 |
| Surgical Admissions | 39,861 |
| Outpatient Surgeries | 49,035 |
| Outpatient Visits | <u>292,662</u> |
| | \$450,767 |

Medical University Hospital Authority - Florence Market Consolidated

Statement of Revenues, Expenses and Change in Net Position

For the 2 Month Periods Ending - August 31, 2020

Modified FASB Basis

| | Current Month | | | | Fiscal Year To Date | | | | |
|--|----------------|------------------|----------------|-----------------|---------------------|--------------------|------------------|--------------------|----------------|
| | Actual | Budget | Variance | Var % | Budget | Actual | Budget | Variance | Var % |
| Operating Revenues | | | | | | | | | |
| Net Patient Service Revenue | \$ 21,526,096 | \$ 20,954,838 | \$ 571,258 | 2.73% | \$ 20,954,838 | \$ 39,413,243 | \$ 41,559,374 | \$ (2,146,132) | -5.16% |
| DSH | 581,458 | 536,009 | 45,449 | 8.48% | 536,009 | 1,162,916 | 1,072,018 | 90,898 | 8.48% |
| Other Revenue | 348,748 | 913,290 | (564,542) | -61.81% | 913,290 | 1,245,629 | 1,826,579 | (580,950) | -31.81% |
| Total Operating Revenues | 22,456,302 | 22,404,136 | 52,166 | 0.23% | 22,404,136 | 41,821,788 | 44,457,971 | (2,636,183) | -5.93% |
| Operating Expenses: | | | | | | | | | |
| Salaries Wages | 7,073,822 | 7,163,500 | (89,679) | -1.25% | 7,163,500 | 14,173,702 | 14,180,508 | (6,806) | -0.05% |
| Benefits | 2,611,515 | 2,704,616 | (93,101) | -3.44% | 2,704,616 | 5,379,223 | 5,367,083 | 12,141 | 0.23% |
| Pension Expense | 520,000 | 520,000 | - | 0.00% | 520,000 | 1,040,000 | 1,040,000 | - | 0.00% |
| Other Post Employment Benefits | 162,823 | 162,823 | - | 0.00% | 162,823 | 325,647 | 325,647 | - | 0.00% |
| Purchased Services | 2,583,935 | 2,539,239 | 44,696 | 1.76% | 2,539,239 | 4,666,630 | 5,033,399 | (366,769) | -7.29% |
| Physician Services | 776,326 | 927,331 | (151,005) | -16.28% | 927,331 | 1,544,938 | 1,837,954 | (293,016) | -15.94% |
| Pharmaceuticals | 1,418,019 | 1,534,947 | (116,928) | -7.62% | 1,534,947 | 2,684,897 | 3,033,421 | (348,524) | -11.49% |
| Medical Supplies | 2,677,965 | 2,430,535 | 247,430 | 10.18% | 2,430,535 | 5,280,857 | 4,801,598 | 479,259 | 9.98% |
| Other Supplies | 629,307 | 697,063 | (67,756) | -9.72% | 697,063 | 1,176,513 | 1,379,918 | (203,405) | -14.74% |
| Utilities | 419,896 | 447,156 | (27,259) | -6.10% | 447,156 | 736,352 | 883,507 | (147,155) | -16.66% |
| Insurance | 109,775 | 98,850 | 10,924 | 11.05% | 98,850 | 214,036 | 197,729 | 16,307 | 8.25% |
| Leases | 309,250 | 331,604 | (22,354) | -6.74% | 331,604 | 575,786 | 656,036 | (80,250) | -12.23% |
| Other | 446,909 | 606,463 | (159,554) | -26.31% | 606,463 | 964,130 | 1,199,587 | (235,456) | -19.63% |
| Physician Clinic Expense | 1,116,884 | 1,398,021 | (281,137) | -20.11% | 1,398,021 | 2,655,017 | 2,862,615 | (207,598) | -7.25% |
| Total Operating Expenses | 20,856,425 | 21,562,148 | (705,722) | -3.27% | 21,562,148 | 41,417,728 | 42,799,000 | (1,381,272) | -3.23% |
| EBIDA | 1,599,877 | 841,988 | 757,888 | 90.01% | 841,988 | 404,060 | 1,658,971 | (1,254,911) | -75.64% |
| Depreciation | 446,323 | 438,215 | 8,108 | 1.85% | 438,215 | 890,721 | 876,431 | 14,290 | 1.63% |
| Interest | 591,810 | 664,645 | (72,835) | -10.96% | 664,645 | 1,194,823 | 1,330,126 | (135,304) | -10.17% |
| Operating Income (Loss) | 561,744 | (260,872) | 822,616 | -315.33% | (260,872) | (1,681,483) | (547,586) | (1,133,897) | 207.07% |
| Operating Margin | 2.50% | -1.16% | 0 | -314.83% | -1.16% | -4.02% | -1.23% | (0) | 226.43% |
| NonOperating Revenues (Expenses): | | | | | | | | | |
| Gifts and Grants | - | - | - | 0.00% | - | - | - | - | 0.00% |
| Investment Income | 2,017 | - | 2,017 | 0.00% | - | 2,017 | - | 2,017 | 0.00% |
| Loss on Disposal of Capital Assets | - | - | - | 0.00% | - | - | - | - | 0.00% |
| COVID-19 Stimulus Funding | 143,400 | - | - | 0.00% | - | 3,548,068 | - | - | 0.00% |
| Other NonOperating Expenses | - | - | - | 0.00% | - | - | - | - | 0.00% |
| Debt Issuance Costs | - | - | - | 0.00% | - | - | - | - | 0.00% |
| Total NonOperating Revenues (Expens | 145,417 | - | 145,417 | 0.00% | - | 3,550,086 | - | 3,550,086 | 0.00% |
| Income (Loss) Before NonOperating Paytme | 707,161 | (260,872) | 968,033 | -371.08% | (260,872) | 1,868,602 | (547,586) | 2,416,188 | -441.24% |
| Non Operating Payments to MUSC Entitie | - | - | - | 0.00% | - | - | - | - | 0.00% |
| Change in Net Position | \$ 707,161 | \$ (260,872) | \$ 968,033 | -371.08% | \$ (260,872) | \$ 1,868,602 | \$ (547,586) | \$ 2,416,188 | -441.24% |
| Margin | 3.15% | -1.16% | | | -1.16% | 4.47% | -1.23% | | |

Medical University Hospital Authority - Florence Market

Notes to the Interim Financial Statements

Statement of Revenues, Expenses and Changes in Net Assets: YTD August 31, 2020 (Unaudited)

Actuals Compared to Budget

The Florence Division YTD August 2020 operating income was **below** budget by \$1,133,897 on a FASB basis. The rollforward comparison below displays the major drivers of this variance.

| | Budget | | Actual |
|---|------------------------|----------------------------|------------------------|
| | <u>YTD August 2020</u> | | <u>YTD August 2020</u> |
| Adjusted Operating Income (Loss) | \$ (547,586) | | \$ (1,681,483) |
| | | ↓ | ↑ |
| Revenue \$2.6 million total unfavorable variance | | Favorable (Unfavorable) | |
| Adjusted Discharges | | (2,363,034) | |
| Inpatient Surgeries | | 4,248,966 | |
| Outpatient Surgeries | | (727,896) | |
| Case Mix Index | 1.51 | 1,592,037 | 1.65 |
| Deliveries | | 170,000 | |
| Other Revenue | | (580,949) | |
| COVID19 Stimulus Revenue | | - | |
| COVID19 Revenue Loss | | (4,975,307) | |
| Expenses \$1.5 million total favorable variance | | (Favorable) Unfavorable | |
| FTE per AOB CMI Adjusted | 1.99 | | 2.31 |
| Salaries (explained by volume) | | 46,041 | |
| Salaries (not explained by volume) | | (52,846) | |
| Benefits (explained by volume) | | 21,618 | |
| Benefits (not explained by volume) | | (9,477) | |
| Pharmaceuticals (explained by volume) | | (390,819) | |
| Pharmaceuticals (not explained by volume) | | 42,295 | |
| Medical and Other Supplies (explained by volume) | | (615,788) | |
| Medical and Other Supplies (not explained by volume) | | 891,642 | |
| Physician Services (including MUSCP) | | (500,614) | |
| Purchased Services | | (366,769) | |
| Depreciation | | 14,290 | |
| Utilities, Insurance, Leases, Other | | (581,858) | |

* Expenses currently being reviewed to reallocate to COVID19 that were not clearly denoted.

Unaudited – For Management Use

Medical University Hospital Authority - Florence Market

Notes to the Interim Financial Statements continued

Revenue Explanation: August year-to-date net patient service revenue is unfavorable to budget by 5.16% driven by decreased volumes in the market with Admissions unfavorable by 158, Inpatient Surgeries unfavorable by 123 due to COVID19, and Outpatient Surgeries unfavorable by 321. Other revenues are unfavorable to budget by \$581K, primarily driven by the 340B program. The inpatient surgeries losses are included in the COVID19 Revenue Losses.

Expense Explanation: FTE per AOB CMI adjusted was unfavorable. Florence and Marion, hospitals only, are 4.93 FTE's below budget on a year-to-date basis. There is a wage rate variance due to overtime and incentive pay increasing the amount paid to be higher than expected.

Benefits are higher than expected however appropriate for the Salary Expense.

For the month of August, Pharmaceuticals are \$349K favorable for the division, primarily due to the Contracted 340b reduced volume. Year-to-date 340b program savings are \$548K.

Medical and Other supplies were \$276K unfavorable year to date as contract pricing efforts continue on a monthly basis.

Physician clinic expense from MUSCP is favorable to budget by \$208K.

Purchased Services is favorable to budget by \$367K, multiple departments with favorable variances with the Plant Operations is being the most favorable to budget.

Hospital based services is favorable to budget by \$293K, primarily due to the thrombectomy project timing.

Leases are favorable by \$80K primarily at Florence due to reduced rentals of patient beds, various biomed equipment, and the Omnicell conversion. Other expense is favorable by \$235K mainly due to hospital tax and placement fees.

Unusual and non-recurring items impacting current month earnings: A summary of COVID19 revenue loss impacts incurred through August 2020 are shown below:

| | |
|-----------------------|----------------|
| Revenue Losses | |
| Medical Admissions | \$ (2,151,164) |
| Surgical Admissions | 4,756,120 |
| Outpatient Surgeries | 377,628 |
| Outpatient Visits | 1,992,723 |
| | <hr/> |
| | 4,975,307 |

Medical University Hospital Authority - Lancaster Market Consolidated (including Edgewater Surgery Center)

Statement of Revenues, Expenses and Change in Net Position

For the 2 Month Periods Ending - August 31, 2020

Modified FASB Basis

| | Current Month | | | | Fiscal Year To Date | | | |
|---|-----------------------|-------------------|-----------------------|-----------------|---------------------|-------------------|---------------------|------------------|
| | Actual | Budget | Variance | Var % | Actual | Budget | Variance | Var % |
| Operating Revenues | | | | | | | | |
| Net Patient Service Revenue | \$ 9,368,845 | \$ 10,907,982 | \$ (1,539,138) | -14.11% | \$ 17,508,377 | \$ 21,881,507 | \$ (4,373,130) | -19.99% |
| DSH | 389,593 | 397,229 | (7,636) | -1.92% | 779,187 | 794,458 | (15,271) | -1.92% |
| Other Revenue | 296,663 | 663,844 | (367,181) | -55.31% | 1,048,702 | 1,324,420 | (275,718) | -20.82% |
| COVID-19 Stimulus Funding | - | - | - | 0.00% | - | - | - | 0.00% |
| State Appropriations | - | - | - | 0.00% | - | - | - | 0.00% |
| Total Operating Revenues | 10,055,101 | 11,969,056 | (1,913,955) | -15.99% | 19,336,266 | 24,000,385 | (4,664,120) | -19.43% |
| Operating Expenses: | | | | | | | | |
| Salaries Wages | 3,944,572 | 3,902,343 | 42,229 | 1.08% | 7,343,243 | 7,752,229 | (408,986) | -5.28% |
| Benefits | 1,424,571 | 1,502,025 | (77,454) | -5.16% | 2,802,955 | 2,993,297 | (190,341) | -6.36% |
| Pension Expense | 350,735 | 353,490 | (2,755) | -0.78% | 701,469 | 706,980 | (5,511) | -0.78% |
| Other Post Employment Benefits | 108,500 | 108,500 | - | 0.00% | 217,000 | 217,000 | - | 0.00% |
| Purchased Services | 1,134,440 | 1,089,850 | 44,590 | 4.09% | 2,322,274 | 2,178,685 | 143,589 | 6.59% |
| Physician Services | 599,944 | 1,079,832 | (479,888) | -44.44% | 1,524,767 | 2,217,359 | (692,592) | -31.23% |
| Pharmaceuticals | 395,382 | 248,565 | 146,817 | 59.07% | 648,458 | 498,033 | 150,426 | 30.20% |
| Medical Supplies | 1,152,462 | 1,260,139 | (107,677) | -8.54% | 2,046,899 | 2,532,966 | (486,067) | -19.19% |
| Other Supplies | 158,767 | 176,705 | (17,938) | -10.15% | 248,749 | 337,383 | (88,634) | -26.27% |
| Utilities | 278,615 | 185,758 | 92,857 | 49.99% | 482,152 | 371,516 | 110,636 | 29.78% |
| Insurance | 42,650 | 90,691 | (48,040) | -52.97% | 88,955 | 181,381 | (92,426) | -50.96% |
| Leases | 165,194 | 222,008 | (56,814) | -25.59% | 287,254 | 444,016 | (156,763) | -35.31% |
| Other | 227,089 | 279,515 | (52,426) | -18.76% | 510,836 | 559,030 | (48,194) | -8.62% |
| Physician Clinic Expense | 1,076,354 | 535,347 | 541,007 | 101.06% | 2,082,505 | 1,070,693 | 1,011,812 | 94.50% |
| Total Operating Expenses | 11,059,276 | 11,034,768 | 24,508 | 0.22% | 21,307,517 | 22,060,569 | (753,052) | -3.41% |
| EBIDA | (1,004,175) | 934,287 | (1,938,462) | -207.48% | (1,971,252) | 1,939,817 | (3,911,068) | -201.62% |
| Depreciation | 313,502 | 300,111 | 13,391 | 4.46% | 627,004 | 600,222 | 26,782 | 4.46% |
| Interest | 207,666 | 277,021 | (69,355) | -25.04% | 416,272 | 554,048 | (137,776) | -24.87% |
| Operating Income (Loss) | (1,525,343) | 357,155 | (1,882,498) | -527.08% | (3,014,528) | 785,546 | (3,800,074) | -483.75% |
| Operating Margin | -15.17% | 2.98% | -18.2% | -608.38% | -15.59% | 3.27% | -18.9% | -576.31% |
| NonOperating Revenues (Expenses): | | | | | | | | |
| Gifts and Grants | - | - | - | 0.00% | - | - | - | 0.00% |
| Investment Income | 783 | 33,252 | (32,469) | -97.64% | 783 | 66,505 | (65,722) | -98.82% |
| Loss on Disposal of Capital Assets | - | - | - | 0.00% | - | - | - | 0.00% |
| COVID-19 Stimulus Funding | 126,000 | - | - | 0.00% | 12,763,479 | - | - | 0.00% |
| Other NonOperating Expenses | (302) | 1,722 | (2,023) | -117.53% | (302) | 3,443 | (3,745) | -108.77% |
| Debt Issuance Costs | - | - | - | 0.00% | - | - | - | 0.00% |
| Total NonOperating Revenues (Expens) | 126,482 | 34,974 | 91,508 | 261.64% | 12,763,960 | 69,948 | 12,694,013 | 18147.81% |
| Income (Loss) Before NonOperating Paymen | (1,398,862) | 392,129 | (1,790,991) | -456.74% | 9,749,432 | 855,494 | 8,893,938 | 1039.63% |
| Non Operating Payments to MUSC Entitie | - | - | - | 0.00% | - | - | - | 0.00% |
| Change in Net Position | \$ (1,398,862) | \$ 392,129 | \$ (1,790,991) | -456.74% | \$ 9,749,432 | \$ 855,494 | \$ 8,893,938 | 1039.63% |
| Margin | -13.91% | 3.28% | | | 50.42% | | | |

Medical University Hospital Authority – Lancaster Market (including Edgewater Surgery Center)
Notes to the Interim Financial Statements

Statement of Revenues, Expenses and Changes in Net Assets: YTD August 31, 2020 (Unaudited)
Actuals Compared to Budget

The Lancaster Division YTD August 2020 operating income was **below** budget by \$3,800,074 on a modified FASB basis. The rollforward comparison below displays the major drivers of this variance.

| | Budget YTD August 2020 | | Actual YTD August 2020 |
|---|---|----------------------------|---|
| Operating Income | \$ 785,546 | | \$ (3,014,528) |
| Revenue \$4.7 million total unfavorable variance | | Favorable (Unfavorable) | |
| Adjusted Discharges | | (3,706,481) | |
| Inpatient Surgeries | | (174,165) | |
| Outpatient Surgeries | | (826,000) | |
| Case Mix Index | 1.31 | 830,319 | 1.46 |
| Other Revenue | | (290,990) | |
| COVID19 Revenue Loss | | (496,803) | |
| Expenses \$0.9 million total favorable variance | | (Favorable) Unfavorable | |
| | <u>FTE/AOB CMI</u> | | <u>FTE/AOB CMI</u> |
| FTE per AOB CMI Adjusted | 1.33 | (1,801,909) | 1.29 |
| Salaries rate variance | | 1,392,923 | |
| Benefits rate variance | | (195,852) | |
| Pharmaceuticals (explained by volume) | | (115,622) | |
| Pharmaceuticals (not explained by volume) | | 266,048 | |
| Medical Supplies and Other Supplies (explained by volume) | | (666,374) | |
| Medical Supplies and Other Supplies (not explained by volume) | | 91,672 | |
| Physician Services | | 319,220 | |
| Purchased Services | | 143,589 | |
| Depreciation | | 26,782 | |
| Utilities, Insurance, Leases, Other Expenses | | (324,523) | |

Revenue Explanation: August year-to-date net patient revenue is unfavorable by 20.0%. Adjusted discharges were unfavorable to budget by (23.2%). Inpatient surgeries and outpatient surgeries were unfavorable to budget by (6.3%) and (23.3%) respectively. Other Revenue is unfavorable \$0.3 million mainly due to Upper Payment Limit Medicaid and revenues from the Ambulatory Surgery Center.

Medical University Hospital Authority - Lancaster Market

Notes to the Interim Financial Statements continued

Expense Explanation: FTE per AOB was favorable by \$1.8 million. This is due to the staffing management and services lines continuing to recover.

Benefits are lower than expected and continue to be evaluated for improvement opportunities. Pension expense and Other Postemployment Benefits expense are in line with budget.

Pharmaceuticals supplies are unfavorable by \$0.2 million and medical and other supplies are favorable by \$0.6 million mainly due to lower volume and better supply management and oversight.

Physician Services are unfavorable by \$0.3 million mainly due to the unfavorable physician clinic expense variance of \$1.0 million. Purchased services are unfavorable by \$0.1 million. Utilities, Insurance, Leases and Other are favorable by \$0.3 million.

Unusual and non-recurring items impacting current month earnings: A summary of COVID19 impacts incurred in August 2020 are shown below:

| Revenue Losses | |
|-----------------------|------------|
| Medical Admissions | \$ 49,680 |
| Surgical Admissions | 124,201 |
| Outpatient Surgeries | 173,881 |
| Outpatient Visits | 149,041 |
| | <hr/> |
| | \$ 496,803 |

Statements of Net Position

Medical University Hospital Authority - Consolidated

Statements of Net Position

August 31, 2020 and June 30, 2020

| Assets and Deferred Outflows | At 8/31/2020 (unaudited) | At 6/30/2020 (unaudited) |
|--|-------------------------------------|-------------------------------------|
| Current Assets: | | |
| Cash and Cash Equivalents | \$ 392,282,018 | \$ 355,475,509 |
| Cash Restricted for Capital Projects and Major Programs | 13,040,756 | 13,040,756 |
| Cash Restricted for COVID-19 Stimulus Funding | 5,572,391 | 10,470,416 |
| Investments Unrestricted | 35,314,860 | 59,624,988 |
| Investments Restricted for Capital Projects and Major Programs | 43,565,561 | 42,347,752 |
| Patient Accounts Receivable, Net of Allowance for Uncollectible Accounts of approximately \$123,500,000 and \$171,500,000 | 308,499,245 | 301,159,436 |
| Due from Related Parties | - | 4,543,512 |
| Due from Third-Party Payors | 8,635,583 | 2,732,329 |
| Due from Joint Ventures and Partnerships | 15,342,470 | 1,300,256 |
| Other Current Assets | 185,449,407 | 159,526,918 |
| Total Current Assets | \$ 1,007,702,291 | \$ 950,221,872 |
| Investments Held by Trustees Under Indenture Agreements | \$ 58,643,881 | \$ 58,342,530 |
| Investments in Joint Ventures and Partnerships | 1,356,791 | 1,356,791 |
| Other Non-Current Assets | 6,167,960 | 6,121,667 |
| Capital Assets, Net | 980,152,199 | 977,468,837 |
| Total Assets | \$ 2,054,023,122 | \$ 1,993,511,697 |
| Deferred Outflows | \$ 250,287,440 | \$ 258,200,575 |
| Total Assets and Deferred Outflows | \$ 2,304,310,562 | \$ 2,251,712,272 |
| Liabilities, Deferred Inflows and Net Position | | |
| Current Liabilities: | | |
| Current Installments of Long-Term Debt | \$ 31,434,372 | \$ 31,257,359 |
| Current Installments of Capital Lease Obligations | 6,561,691 | 6,610,404 |
| Current Installments of Notes Payable | 1,509,249 | 1,509,249 |
| Short-Term Debt | 120,000,000 | 120,000,000 |
| Due to Related Parties | 23,570,597 | 13,118,537 |
| Accounts Payable | 115,717,900 | 84,569,744 |
| Accrued Payroll, Withholdings and Benefits | 89,971,443 | 90,390,129 |
| Other Accrued Expenses | 21,879,166 | 17,085,684 |
| Unearned Revenue | 8,492,095 | - |
| Total Current Liabilities | \$ 419,136,513 | \$ 364,541,106 |
| Long-Term Debt | \$ 727,432,935 | \$ 732,645,352 |
| Capital Lease Obligations | 67,875,265 | 68,756,707 |
| Notes Payable | 2,732,070 | 2,732,070 |
| Net Pension Liability | 833,199,711 | 824,346,378 |
| Net OPEB Liability | 747,018,991 | 744,302,324 |
| Total Liabilities | \$ 2,797,395,485 | \$ 2,737,323,937 |
| Deferred Inflows | \$ 76,874,234 | \$ 77,976,387 |
| Total Liabilities and Deferred Inflows | \$ 2,874,269,719 | \$ 2,815,300,324 |
| Net Position: | | |
| Net Investment in Capital Assets | \$ 154,651,273 | \$ 158,694,938 |
| Restricted: | | |
| Under Indenture Agreements | 58,643,881 | 58,342,530 |
| Expendable for: | | |
| Capital Projects | 22,780,451 | 22,280,451 |
| Major Programs | 32,157,116 | 29,974,897 |
| COVID-19 Stimulus Funding | 5,572,391 | 10,470,416.00 |
| Unrestricted (deficit) | (843,764,269) | (843,351,284) |
| Total Net Position | \$ (569,959,157) | \$ (563,588,052) |
| Total Liabilities, Deferred Inflows and Net Position | \$ 2,304,310,562 | \$ 2,251,712,272 |

Medical University Hospital Authority - Charleston Market

Statements of Net Position August 31, 2020 and June 30, 2020

| Assets and Deferred Outflows | At 8/31/2020 (unaudited) | At 6/30/2020 (unaudited) |
|--|-----------------------------|-----------------------------|
| Current Assets: | | |
| Cash and Cash Equivalents | \$ 379,646,904 | \$ 351,221,538 |
| Cash Restricted for Capital Projects and Major Programs | 13,040,756 | 13,040,756 |
| Cash Restricted for COVID-19 Stimulus Funding | 5,572,391 | 10,470,416 |
| Investments Unrestricted | 35,314,860 | 59,624,988 |
| Investments Restricted for Capital Projects and Major Programs | 43,565,561 | 42,347,752 |
| Patient Accounts Receivable, Net of Allowance for Uncollectible Accounts of approximately \$74,900,000 and \$73,600,000 | 241,335,208 | 232,410,567 |
| Due from Third-Party Payors | 3,630,379 | 1,435,391 |
| Due from Joint Ventures and Partnerships | 14,927,344 | 861,179 |
| Start-up Investment in RHN | 17,218,499 | 32,511,545 |
| Other Current Assets | 165,207,038 | 130,429,315 |
| Total Current Assets | \$ 919,458,940 | \$ 874,353,447 |
| Investments Held by Trustees Under Indenture Agreements | \$ 58,643,881 | \$ 58,342,530 |
| Investments in Joint Ventures and Partnerships | 1,356,791 | 1,356,791 |
| Other Non-Current Assets | 6,167,960 | 6,121,667 |
| Capital Assets, Net | 852,972,849 | 848,936,560 |
| Total Assets | \$ 1,838,600,421 | \$ 1,789,110,995 |
| Deferred Outflows | \$ 227,254,071 | \$ 236,972,365 |
| Total Assets and Deferred Outflows | \$ 2,065,854,492 | \$ 2,026,083,360 |
| Liabilities, Deferred Inflows and Net Position | | |
| Current Liabilities: | | |
| Current Installments of Long-Term Debt | \$ 27,913,757 | \$ 27,754,282 |
| Current Installments of Capital Lease Obligations | 5,961,677 | 6,017,359 |
| Current Installments of Notes Payable | 1,509,249 | 1,509,249 |
| Short-Term Debt | 65,000,000 | 65,000,000 |
| Due to Related Parties | 25,475,413 | 13,118,537 |
| Accounts Payable | 111,572,543 | 81,271,603 |
| Accrued Payroll, Withholdings and Benefits | 76,299,222 | 75,341,359 |
| Other Accrued Expenses | 19,181,425 | 14,920,192 |
| Unearned Revenue | 8,492,095 | - |
| Total Current Liabilities | \$ 341,405,381 | \$ 284,932,581 |
| Long-Term Debt | \$ 606,132,886 | \$ 610,751,183 |
| Capital Lease Obligations | 58,270,176 | 59,119,594 |
| Notes Payable | 2,732,070 | 2,732,070 |
| Net Pension Liability | 833,199,711 | 824,346,378 |
| Net OPEB Liability | 747,018,991 | 744,302,324 |
| Total Liabilities | \$ 2,588,759,215 | \$ 2,526,184,130 |
| Deferred Inflows | \$ 76,874,234 | \$ 77,976,387 |
| Total Liabilities and Deferred Inflows | \$ 2,665,633,449 | \$ 2,604,160,517 |
| Net Position: | | |
| Net Investment in Capital Assets Restricted | \$ 154,651,273 | \$ 158,694,938 |
| Under Indenture Agreements Expendable for: | 58,643,881 | 58,342,530 |
| Capital Projects | 22,780,451 | 22,280,451 |
| Major Programs | 32,157,116 | 29,974,897 |
| COVID-19 Stimulus Funding | 5,572,391 | 10,470,416.00 |
| Unrestricted (deficit) | (873,584,069) | (857,840,389) |
| Total Net Position | \$ (599,778,957) | \$ (578,077,157) |
| Total Liabilities, Deferred Inflows and Net Position | \$ 2,065,854,492 | \$ 2,026,083,360 |

MEDICAL UNIVERSITY HOSPITAL AUTHORITY – Charleston Market

Balance Sheet: As of 08/31/20 and 06/30/2020

Cash and Cash Equivalents

Unrestricted cash and cash equivalents increased by \$28,425,366 million from June 30, 2020. Significant FY21 events increasing cash include Hospital cash collections were approximately \$17.0 million more than projected, receiving \$15.3 from Regional Health Network Start-Up Investment, received \$9.3 million in TeleHealth and Adult Burn state appropriations, checkwrites were \$10 million more than forecasted, and \$3.3 million prepayment in rent for Summey Pavilion.

Net Accounts Receivable

Net patient accounts receivable increased \$8.9 million from June 30, 2020. Net accounts receivable days in August 2020 totaled 54 number days.

Other Current Assets

Other current assets increased \$34.8 million from June 30, 2020, mainly due to increase in inventory and an accrual for State Appropriations for additional At-Risk testing.

Accounts Payable

Accounts Payable increased by \$30.3 million from June 30, 2020, mainly due to a increase in the volume of payments, such as increased volume in Transplant procedures.

Other Accrued Expenses

Other Accrued Expenses increased \$4.3 million from June 30, 2020, mainly due to retainages related to Shawn Jenkins Children’s Hospital.

Deferred Revenue

Deferred revenue increased \$8.5 million from June 30, 2020, mainly due to deferral of Telehealth and DSH funds.

Long Term Debt

As of August 2020, Current Installments of Long-Term Debt relates to HUD debt for ART, SJCH and the Central Energy Plant. Current Installments of Notes Payable relate to the note payable for the Sabin St. energy plant. A table of outstanding balances by major issuance is listed below:

| | 08/31/2020 |
|----------------|-----------------------|
| | <u>Balance</u> |
| CEP | \$ 33,388,346 |
| ART | 250,911,788 |
| SJCH | 307,757,885 |
| Edgewater | 6,455,317 |
| Nexton and CSC | 35,533,308 |
| Sabin Street | 4,241,319 |
| Capital Leases | 64,231,853 |
| | <u>\$ 702,519,816</u> |

Pension and Other Post Employment Benefit (OPEB) Liabilities

As of August 31, 2020, the net pension liability increased by \$8.9 million from June 30, 2020.

As of August 31, 2020, the net other post-employment benefit liability increased \$2.7 million from June 30, 2020.

Medical University Hospital Authority - RHN Consolidated

Statements of Net Position
August 31, 2020 and June 30, 2020

| Assets and Deferred Outflows | At 8/31/2020 (unaudited) | At 6/30/2020 (unaudited) |
|--|-------------------------------------|-------------------------------------|
| Current Assets: | | |
| Cash and Cash Equivalents | \$ 12,635,114 | \$ 4,253,971 |
| Patient Accounts Receivable, Net of Allowance for Uncollectible Accounts of approximately \$48,600,000 and 97,900,000 | 67,164,037 | 68,748,869 |
| Due from Related Parties | - | 4,543,512 |
| Due from Third-Party Payors | 5,005,204 | 1,296,938 |
| Due from Joint Ventures and Partnerships | 415,126 | 439,077 |
| Other Current Assets | 20,242,369 | 29,097,603 |
| Total Current Assets | \$ 105,461,850 | \$ 108,379,970 |
| Capital Assets, Net | \$ 127,179,350 | \$ 128,532,277 |
| Total Assets | \$ 232,641,200 | \$ 236,912,247 |
| Deferred Outflows | \$ 23,033,369 | \$ 21,228,210 |
| Total Assets and Deferred Outflows | \$ 255,674,569 | \$ 258,140,457 |
| Liabilities, Deferred Inflows and Net Position | | |
| Current Liabilities: | | |
| Current Installments of Long-Term Debt | \$ 3,520,615 | \$ 3,503,077 |
| Current Installments of Capital Lease Obligations | 600,014 | \$ 593,045 |
| Short-Term Debt | 55,000,000 | 55,000,000 |
| Due to Related Parties | 95,184 | - |
| Accounts Payable | 4,145,357 | 3,298,141 |
| Accrued Payroll, Withholdings and Benefits | 13,672,221 | 15,048,770 |
| Start-up Investment in RHN | 17,218,499 | 32,511,545 |
| Other Accrued Expenses | 2,697,741 | 2,165,492 |
| Total Current Liabilities | \$ 96,949,631 | \$ 112,120,070 |
| Long-Term Debt | \$ 121,300,049 | \$ 121,894,169 |
| Capital Lease Obligations | 9,605,089 | 9,637,113 |
| Total Liabilities | \$ 227,854,769 | \$ 243,651,352 |
| Total Liabilities and Deferred Inflows | \$ 227,854,769 | \$ 243,651,352 |
| Net Position: | | |
| Unrestricted (deficit) | \$ 27,819,800 | \$ 14,489,105 |
| Total Net Position | \$ 27,819,800 | \$ 14,489,105 |
| Total Liabilities, Deferred Inflows and Net Position | \$ 255,674,569 | \$ 258,140,457 |

Medical University Hospital Authority - Regional Health Network Consolidated

Balance Sheet: As of 08/31/2020 and 6/30/2020 (unaudited)

Cash and Cash Equivalents

Cash and Cash Equivalents increased by approximately \$8.4 million mainly driven by increased cash collections and \$4.0 million state appropriation funding received for the Williamsburg Medical Center rebuild.

Net Accounts Receivable

Net patient account receivable decreased by \$1.6 million due to normal collection activity. On August 16, 2019, the regional hospitals converted to EPIC. The legacy accounts receivable were transferred to Parathon for collection and follow-up.

Due from Third-Party Payors

Due from third-party payors increased \$3.7 million, mainly due to the accrual for the Medicare cost report settlement.

Other Current Assets

Other current assets decreased by \$8.9 million, mainly due to decrease in receivable related to the CARES Act Relief Fund accrual and state appropriation funding for the Williamsburg Medical Center rebuild.

Current Liabilities

Current liabilities decreased by \$15.2 million, mainly due to the start-up investment in RHN.

Long-Term Debt

Long-term debt decreased by \$0.6 million due to normal monthly amortization. On December 12, 2019, the bridge loan used for the acquisition of the four regional hospitals was refinanced through HUD. The total loan amount was \$133,385,200 bearing an interest rate of 3.0%, which is lower than the bridge loan's interest rate of 3.21%. The loan is fully amortized over a 25 year term.

Unaudited – For Management Use

18

**Crosswalk of Financial Accounting Standards Board (FASB)
Income Statement Presentation to Government Accounting
Standards Board (GASB)**

Medical University Hospital Authority - Consolidated
Statement of Revenues, Expenses and Change in Net Position
For the 2 Month Periods Ending August 31, 2020
Modified FASB Basis

Crosswalk from FASB to GASB

| | FASB | | | | GASB | | |
|--|---------------------|--------------------|-----------------|--|-----------------------|-----------------------|------------------|
| | Fiscal Year To Date | | | | Fiscal Year To Date | | |
| | Actual | Budget | Variance | | Actual | Budget | Variance |
| Operating Revenues: | | | | Operating Revenues: | | | |
| Net Patient Service Revenues | \$ 297,487,331 | \$ 330,809,019 | -10.07% | Net Patient Service Revenues | \$ 297,487,331 | \$ 330,809,019 | -10.07% |
| Other Revenues - DHS Revenue | 8,597,094 | 8,521,468 | 0.89% | Other Revenues - DSH Revenue | 8,597,094 | 8,521,468 | 0.89% |
| Retail Pharmacy Revenue | 37,659,223 | 34,244,423 | 9.97% | Retail Pharmacy Revenue | 37,659,223 | 34,244,423 | 9.97% |
| Other Revenues | 19,774,782 | 15,564,847 | 27.05% | Other Revenues | 19,774,782 | 15,564,847 | 27.05% |
| State Appropriations | 14,697,509 | 4,697,509 | 212.88% | | | | |
| Total Operating Revenues | 378,215,940 | 393,837,265 | -3.97% | Total Operating Revenues | 363,518,430 | 389,139,757 | -6.58% |
| Operating Expenses: | | | | Operating Expenses: | | | |
| Salaries Wages | 107,622,998 | 107,715,019 | -0.09% | Salaries Wages | 107,622,998 | 107,715,019 | -0.09% |
| Benefits | 43,604,843 | 40,906,625 | 6.60% | Benefits | 43,604,843 | 40,906,625 | 6.60% |
| Pension Expense | 10,594,803 | 10,600,313 | -0.05% | Pension Expense | 10,594,803 | 10,600,313 | -0.05% |
| Other Postemployment Benefits | 3,259,313 | 3,259,313 | 0.00% | Other Postemployment Benefits | 3,259,313 | 3,259,313 | 0.00% |
| Purchased Services | 48,689,574 | 51,157,947 | -4.83% | Purchased Services | 48,689,574 | 51,157,947 | -4.83% |
| Physician Services | 23,417,256 | 24,988,119 | -6.29% | Physician Services | 23,417,256 | 24,988,119 | -6.29% |
| Pharmaceuticals | 29,134,057 | 22,717,688 | 28.24% | Pharmaceuticals | 29,134,057 | 22,717,688 | 28.24% |
| Retail Pharmaceuticals | 16,852,162 | 10,107,356 | 66.73% | Retail Pharmaceuticals | 16,852,162 | 10,107,356 | 66.73% |
| Medical Supplies | 44,413,569 | 63,532,434 | -30.09% | Medical Supplies | 44,413,569 | 63,532,434 | -30.09% |
| COVID-19 Supplies | 9,378,506 | - | 100.00% | COVID-19 Supplies | 9,378,506 | - | 100.00% |
| Other Supplies | 9,399,820 | 9,936,302 | -5.40% | Other Supplies | 9,399,820 | 9,936,302 | -5.40% |
| Utilities | 4,253,151 | 4,325,393 | -1.67% | Utilities | 4,253,151 | 4,325,393 | -1.67% |
| Insurance | 1,421,851 | 1,086,727 | 30.84% | Insurance | 1,421,851 | 1,086,727 | 30.84% |
| Leases | 5,259,330 | 6,599,167 | -20.30% | Leases | 5,259,330 | 6,599,167 | -20.30% |
| Other | 3,811,627 | 4,527,859 | -15.82% | Other | 3,811,627 | 4,527,859 | -15.82% |
| Physician Clinic Expense | 4,737,522 | 3,933,308 | 20.45% | Physician Clinic Expense | 4,737,522 | 3,933,308 | 20.45% |
| Total Operating Expenses | 365,850,383 | 365,393,570 | 0.13% | Total Operating Expenses | 365,850,383 | 365,393,570 | 0.13% |
| EBIDA | 12,365,557 | 28,443,694 | -56.53% | EBIDA | (2,331,953) | 23,746,187 | -109.82% |
| Depreciation | 16,103,042 | 16,066,883 | 0.23% | Depreciation | 16,103,042 | 16,066,883 | 0.23% |
| Interest Expense | 7,022,494 | 7,234,683 | -2.93% | | | | |
| Operating Income (Loss) | (10,759,979) | 5,142,128 | -309.25% | Operating Income (Loss) | (18,434,995) | 7,679,304 | -340.06% |
| Operating Margin | -2.84% | 1.31% | | Operating Margin | -5.07% | 1.97% | |
| NonOperating Revenues (Expenses): | | | | NonOperating Revenues (Expenses): | | | |
| Gifts and Grants | 478,978 | 339,909 | 40.91% | State Appropriations | 14,697,509 | 4,697,509 | 212.88% |
| Investment Income | 727,321 | 1,200,251 | -39.40% | Gifts and Grants | 478,978 | 339,909 | 40.91% |
| COVID-19 Stimulus Funding | 16,311,547 | - | 100.00% | Investment Income | 727,321 | 1,200,251 | -39.40% |
| Other NonOperating Expenses | (302) | 3,443 | 108.77% | Interest Expense | (7,022,494) | (7,234,683) | -2.93% |
| | | | | COVID-19 Stimulus Funding | 16,311,547 | - | 100.00% |
| Total NonOperating Revenues (Expenses) | 17,517,545 | 1,543,603 | 1034.85% | Other NonOperating Expenses | (302) | 3,443 | 108.77% |
| Income (Loss) Before NonOperating Payments to MUSC Entities | 6,757,566 | 6,685,732 | 1.07% | Total NonOperating Revenues (Expenses) | 25,192,559 | (993,571) | -2635.56% |
| NonOperating Payments to MUSC Entities | (5,827,131) | (7,827,131) | 25.55% | Income (Loss) Before NonOperating Payments to MUSC Entities | 6,757,566 | 6,685,732 | 1.07% |
| Change in Net Position | 930,435 | (1,141,398) | -181.52% | NonOperating Payments to MUSC Entities | \$ (5,827,131) | \$ (7,827,131) | 25.55% |
| Margin | 0.25% | -0.29% | | Change in Net Position | 930,435 | (1,141,398) | -181.52% |
| | | | | Margin | 0.25% | -0.29% | |

Unaudited - For Management Use

MUSC Strategic Ventures and MSV Health, Inc.

MUSC Strategic Ventures and MSV Health, Inc. - Consolidated

Statement of Revenues, Expenses and Changes in Net Position

For the Two Month Periods Ending August 31, 2020

Modified FASB Basis

| | Current Month | | | | Fiscal Year to Date | | | |
|---|-------------------|--------------------|-------------------|----------------|---------------------|---------------------|-------------------|----------------|
| | Actual | Budget | \$ Variance | % Variance | Actual | Budget | \$ Variance | % Variance |
| Revenues | | | | | | | | |
| Net Clinical Service Revenue | \$ 1,232,753 | \$ 1,261,881 | \$ (29,128) | -2.3% | \$ 3,316,539 | \$ 2,474,158 | \$ 842,381 | 34.0% |
| Interest income | 168,051 | 168,037 | 14 | 0.0% | 336,521 | 336,492 | 29 | 0.0% |
| Investment income | 243,464 | 49,572 | 193,892 | 391.1% | 323,886 | 80,799 | 243,087 | 300.9% |
| Management income | (74,227) | - | (74,227) | - | (71,908) | - | (71,908) | - |
| Other revenue | 2,482 | 18,348 | (15,866) | -86.5% | 2,632 | 36,696 | (34,064) | -92.8% |
| Total revenues | 1,572,523 | 1,497,839 | 74,685 | 5.0% | 3,907,670 | 2,928,145 | 979,525 | 33.5% |
| Expenses | | | | | | | | |
| Salaries & Benefits | 68,936 | 120,596 | (51,660) | -42.8% | 180,685 | 241,192 | (60,507) | -25.1% |
| Contractual Services | 313,068 | 410,266 | (97,198) | -23.7% | 661,872 | 817,704 | (155,832) | -19.1% |
| Pharmaceutical | 11,449 | 15,048 | (3,599) | -23.9% | 25,566 | 29,511 | (3,945) | -13.4% |
| Medical Supplies | 378,505 | 380,660 | (2,155) | -0.6% | 773,891 | 731,825 | 42,066 | 5.7% |
| Other supplies | 144,857 | 139,093 | 5,764 | 4.1% | 257,485 | 272,695 | (15,210) | -5.6% |
| Accounting & legal | (129) | 18,100 | (18,229) | -100.7% | (129) | 36,200 | (36,329) | -100.4% |
| Insurance | 16,607 | 18,247 | (1,640) | -9.0% | 43,918 | 36,494 | 7,424 | 20.3% |
| Property & Equipment Leases | - | 31,350 | (31,350) | -100.0% | 6,722 | 62,700 | (55,978) | -89.3% |
| Utilities | 15,310 | 11,642 | 3,668 | 31.5% | 28,882 | 23,284 | 5,598 | 24.0% |
| Depreciation | 27,003 | 26,707 | 296 | 1.1% | 52,261 | 53,415 | (1,154) | -2.2% |
| Other operating expenses | 50,979 | 41,416 | 9,562 | 23.1% | 87,061 | 82,833 | 4,228 | 5.1% |
| Total expenses | 1,026,584 | 1,213,126 | (186,542) | -15.4% | 2,118,212 | 2,387,851 | (269,639) | -11.3% |
| Operating Income (Loss) | 545,939 | 284,713 | 261,227 | 91.8% | 1,789,458 | 540,294 | 1,249,163 | 231.2% |
| Non-Operating Revenue (Expenses) | | | | | | | | |
| Interest expense | (65,680) | (122,758) | 57,078 | -46.5% | (131,809) | (245,517) | 113,708 | -46.3% |
| Minority Interest Representation | (66,324) | (94,152) | 27,828 | -30% | (534,636) | (182,901) | (351,735) | 192% |
| Income (loss) | 413,935 | 67,803 | 346,133 | 510.5% | 1,123,012 | 111,876 | 1,011,136 | 903.8% |
| (Gain to MUHA)/ Loss from MUHA | (4,951) | (22,928) | 17,977 | -78% | (2,632) | (45,856) | 43,224 | -94% |
| Edgewater Interest transfer to MUHA | (76,003) | (93,079) | 17,076 | -18% | (593,043) | (183,908) | (409,135) | 222% |
| Change in Net Position | \$ 332,981 | \$ (48,204) | \$ 381,186 | -790.8% | \$ 527,337 | \$ (117,887) | \$ 645,225 | -547.3% |

* Edgewater ASC is included in this view of the Statement of Revenues, Expenses, and Changes in Net Position. MSV's majority interest is reflected as a transfer to MUHA

Unaudited - for Management Use

MUSC Strategic Ventures and MSV Health, Inc. Consolidated

Notes to the Interim Financial Statements

Statement of Revenues, Expenses and Changes in Net Assets: YTD August 31, 2020 (Unaudited)

Actuals Compared to Budget

MSV's August 2020 operating income was **above** budget by \$1,249,163 on a modified FASB basis. The roll-forward comparison below displays the major drivers of this favorable variance.

| | Budget YTD August 2020 | Actual YTD August 2020 |
|--|---|---|
| Operating Income | \$ 540,294 | \$ 1,789,458 |
| Revenue \$979,525 total favorable variance | | |
| Clinical Services | | 842,381 |
| Interest Income | | 29 |
| Investment Income | | 243,087 |
| Management Income | | (71,908) |
| Other Revenue | | (34,064) |
| Expenses (\$269,639) total favorable variance | | |
| Salaries and Benefits | | (60,507) |
| Pharmaceuticals | | (3,945) |
| Medical and other supplies | | 26,856 |
| Insurance | | 7,424 |
| Leases | | (55,978) |
| Depreciation | | (1,154) |
| Other expenses | | (182,335) |

Revenue Explanation: August year-to-date clinical revenue was above budget by 34.0%. Edgewater Ambulatory Surgery Center (ASC)'s year-to-date surgical cases were 79 cases above budget. Investment Income was above budget by \$243K due to favorable budget variances for Cancer Care Network and East Cooper Radiology. Management income and other revenue combined were below budget \$106K related to the East Cooper Radiology contract.

MUSC Strategic Ventures and MSV Health, Inc. Consolidated

Notes to the Interim Financial Statements

Expense Explanation: Salaries and benefits are under budget by 25.1% due to lower than budgeted expense for Carolina Orthotics. Medical supplies, other supplies, and pharmaceuticals are over budget \$22,911 due to the increased volume at the ASC. Leases are under budget \$55,978 due to the renegotiated Applebee's lease now being with MUHA.

Other expenses have a favorable budget variance of \$182,335 as a result of East Cooper Radiology contracted physician expense below budget by \$145,353 and overhead legal fees below budget by \$36,329.

Unusual and non-recurring items impacting current month earnings:

None noted for year-to-date August 2020.

MUSC Strategic Ventures and MSV Health, Inc. - Consolidated

Statement of Net Position August 31, 2020 and June 30, 2020

| | August 31, 2020 (unaudited) | June 30, 2020 (unaudited) |
|---|--------------------------------|------------------------------|
| ASSETS | | |
| Current assets: | | |
| Operating cash | \$ 7,135,969 | \$ 8,072,947 |
| Cash - Strategic Reserves | 3,247,367 | 3,133,876 |
| Cash - Project Fund | 1,699,396 | 1,699,367 |
| Patient Receivables, Net | (655,173) | 1,378,692 |
| Prepays and other current assets | 100,661 | 86,340 |
| Inventory | 530,220 | 539,935 |
| Due from Related Parties | 1,654,576 | 1,509,113 |
| Accounts Receivable | 6,000,000 | - |
| | <hr/> | <hr/> |
| Total current assets | 19,713,015 | 16,420,271 |
| Noncurrent assets: | | |
| Land | 871,642 | 871,642 |
| Buildings, Net of Accum Depreciation | 3,654,615 | 3,678,307 |
| Equipment, Net of Accum Depreciation | 391,395 | 410,485 |
| Capitalized Leased Equipment | 152,943 | 157,159 |
| Investment in Capital Lease | 45,253,841 | 45,479,994 |
| Investment in Joint Ventures | 4,108,233 | 3,784,347 |
| Deferred outflow | 658,361 | 663,628 |
| Other non current assets | 250 | 250 |
| | <hr/> | <hr/> |
| Total assets | \$ 74,804,295 | \$ 71,466,082 |
| LIABILITIES | | |
| Current liabilities: | | |
| Accounts Payable | 604,161 | 726,920 |
| Income Tax Payable | 660,724 | 660,724 |
| Prepaid Rent | 7,430,324 | 4,430,828 |
| Due to Related Parties | 1,548,324 | 1,920,103 |
| Patient Refunds | (3,565) | (3,565) |
| Other current liabilities | 12,897 | 4,791 |
| Lease Obligation Payable | 170,395 | 170,395 |
| Current Portion of Bonds Payable | 450,000 | 450,000 |
| | <hr/> | <hr/> |
| Total current liabilities | 10,873,260 | 8,360,195 |
| Noncurrent liabilities | | |
| Long-term note payable to related party | 782,046 | 782,046 |
| Note payable | 6,098,020 | 6,098,020 |
| Bond payable | 43,755,000 | 44,205,000 |
| | <hr/> | <hr/> |
| Total liabilities | 61,508,326 | 59,445,261 |
| NET POSITION | | |
| Strategic Reserves | 3,247,367 | 3,247,367 |
| Non-controlling interest | 1,120,948 | 1,250,423 |
| Unrestricted | 8,927,654 | 7,523,031 |
| | <hr/> | <hr/> |
| Total net position | 13,295,970 | 12,020,821 |
| | <hr/> | <hr/> |
| Total Liabilities and Net Position | \$ 74,804,295 | \$ 71,466,082 |

* Edgewater ASC is included in this view of the Statement of Net Position.

MUSC Strategic Ventures and MSV Health, Inc. Consolidated

Notes to the Interim Financial Statements

Statement of Net Position: As of 8/31/2020 and 6/30/2020

Current Assets

Cash and Cash Equivalents had a net decrease of \$823,487 from June 30, 2020 related to a transfer made to Mainsail in the month of August, which was offset by an annual payment received from MUHA for the Summey Medical Pavilion capital lease.

Net patient receivables decreased by \$2.0 million related to year end adjustment to true up net A/R.

Accounts Receivable increased by \$6.0 million related to receivable due from Mainsail.

Noncurrent Assets

Buildings and Equipment decreased \$43K as a result of monthly depreciation.

Investments in Capital Lease Receivable decreased by \$226K for the payment due from MUHA on the Summey Medical Pavilion.

Investments in Joint Ventures increased by \$324K due to favorable results for Cancer Care Network and East Cooper Radiology.

Current Liabilities

Accounts Payable decreased by \$123K related to routine monthly payables activity and accruals.

Prepaid rent increased by \$3.0M related to an annual payment received from MUHA for the Summey Medical Pavilion capital lease.

Long Term Debt

Long-term bond payable to related parties includes debt due to MUHA by MSV for the purchase of the Edgewater ASC (\$782,046).

Notes Payable of \$6.1 million is Edgewater ASC's new loan with South State Bank. The proceeds were used to pay off a mortgage note and long-term debt due to MUHA (\$4.9 million reported as Long-term note payable as of June 30, 2019.)

MSV has \$43.8 million in JEDA revenue bonds for the construction of the Summey Medical Pavilion. Principal payments are secured by the lease payments due from MUHA.

**FACILITIES
HOSPITAL AUTHORITY - LANCASTER
NEW LEASE
FOR APPROVAL**

OCTOBER 9, 2020

DESCRIPTION OF LEASE: This lease agreement is for 7,000 square feet of clinical space located at 108 Healthcare Drive in Lancaster. The purpose of this lease is to provide space for MUHA Health Gastroenterology and Hepatology. The cost per rentable square foot is \$18.50. The monthly rental rate shall be \$10,791.67, resulting in an annual lease amount of \$129,500.00. The annual rent shall increase according to CPI not to exceed 3%.

Due to ongoing negotiations the occupancy may require sublease agreements among MUSC entities; MUHA, MUSC, UMA and/or CFC. The square foot assignment may fluctuate over the term due to internal space assignment resulting in sublease amendments to reflect space updates throughout the lease term.

NEW LEASE AGREEMENT X
RENEWAL LEASE AGREEMENT

LANDLORD: Vimal Amin, MD

LANDLORD CONTACT: Vimal Amin, MD

TENANT NAME AND CONTACT: Gastroenterology and Hepatology,

SOURCE OF FUNDS:

LEASE TERMS:

TERM: Five (5) years: 12/1/2020 – 11/30/2025

AMOUNT PER SQUARE FOOT: \$18.50

TOTAL ANNUALIZED LEASE AMOUNT:

| | |
|--------|--------------|
| Year 1 | \$129,500.00 |
| Year 2 | \$133,385.00 |
| Year 3 | \$137,386.55 |
| Year 4 | \$141,508.15 |
| Year 5 | \$145,753.39 |

TOTAL AMOUNT OF LEASE TERM: \$687,533.09

EXTENDED TERM(S): To be negotiated

OPERATING COSTS:

FULL SERVICE

NET X

**FACILITIES
ACADEMIC
PROPERTY ACQUISITION
FOR APPROVAL**

October 9, 2020

PROJECT TITLE: 159 and 159 ½ Rutledge Avenue

PROJECT NUMBER: N/A

ESTIMATED PURCHASE PRICE: Pending Appraisal

BUYER: Medical University of South Carolina

JUSTIFICATION: The College of Health Professions requests approval for property acquisition of 159 Rutledge Avenue for no more than the appraised value of \$3.9 million. The College of Health Professions utilization review coupled with the academic and research growth projections, present the need for additional classroom and office space to meet student needs. To support this growth the College of Health Professions will receive an additional \$20 million in research grant funding for the next several years.

In response to the directives for academic growth by the current student body of approximately 800 is expected to increase 20% over the next four years.

- Permanent increase in class size of Physical Assistant Studies Program from 60 to 97 students
- Introduction of a new Speech Language Pathology Program (first cohort expected to matriculate Fall 2021)
- Proposal and development of a Genetic Counseling program

PROPERTY DISCRIPTION: Consists of two commercial buildings; Building 1 - 7,479 gross square feet and Building 2 – 1,316 gross square feet located on 0.23500-acres (10,237 square foot parcel).

This property acquisition is subject the approval of South Carolina Capital Budget Office, South Carolina Department of Administration, South Carolina Joint Bond Review Committee and South Carolina State Fiscal Accountability Authority.

**FACILITIES
ACADEMIC
LEASE RENEWAL
FOR APPROVAL**

OCTOBER 9, 2020

DESCRIPTION OF LEASE: This lease renewal will continue to provide 99 parking spaces located at 96/102 President Street. The purpose of this lease is to continue to provide parking to meet the needs of the MUSC campus. The cost per space, per month for this lease is \$133.90 (rounded). The monthly rental rate will be \$13,256.00, resulting in an annual lease amount of \$159,072.00.

NEW LEASE AGREEMENT _____
RENEWAL LEASE AGREEMENT X

LANDLORD: 96 President Street, LLC

LANDLORD CONTACT: Charlie McCrary, Member

TENANT NAME AND CONTACT: Parking Management, Michael Brennan

SOURCE OF FUNDS: Parking Revenue

LEASE TERMS:

TERM: One (1) year [10/17/2020 – 10/16/2021]
AMOUNT PER SPACE, PER MONTH: \$133.90 (rounded)
TOTAL AMOUNT OF LEASE TERM: \$159,072.00

EXTENDED TERM(S): To be negotiated

OPERATING COSTS:

FULL SERVICE X
NET _____

MEDICAL UNIVERSITY OF SOUTH CAROLINA (MUSC) BOARD OF TRUSTEES

REGULAR AGENDA

October 9, 2020

101 Colcock Hall/Via Teleconference

Members of the Board of Trustees

| | |
|------------------------------------|----------------------------------|
| Dr. James Lemon, Chairman | Dr. Richard M. Christian, Jr. |
| Mr. Charles Schulze, Vice-Chairman | Dr. Paul T. Davis |
| Ms. Terri R. Barnes | Dr. Donald R. Johnson II |
| The Honorable James A. Battle, Jr. | Ms. Barbara Johnson-Williams |
| Mr. William H. Bingham, Sr. | Dr. G. Murrell Smith, Sr. |
| Dr. W. Melvin Brown III | Mr. Michael E. Stavrinakis |
| Dr. Henry F. Butehorn III | Thomas L. Stephenson, Esq. |
| Dr. C. Guy Castles III | Dr. Bartlett J. Witherspoon, Jr. |

Trustees Emeriti

| | |
|--------------------------|----------------------------|
| Mrs. Margaret M. Addison | Dr. Charles B. Thomas, Jr. |
| Mr. Allan E. Stalvey | Dr. James E. Wiseman, Jr. |

- Item 1. Call to Order..... Dr. James Lemon
Chairman
- Item 2. Roll Call..... Jane Scutt
Assistant Board Secretary
- Item 3. Date of Next Meeting – December 11, 2020..... Jane Scutt
Assistant Board Secretary
- Item 4. Approval of Meeting Minutes of August 14, 2020 and September 16, 2020 Dr. James Lemon
Chairman

Recommendations and Informational Report of the President: Dr. David Cole

- Item 5. Other Business Dr. David Cole
President

Research and Institutional Advancement Committee: Ms. Terri Barnes, Chair

- Item 6. Election of Committee Chair Dr. James Lemon
Chairman
- Item 7. Development and Alumni Affairs Report..... Kate Azizi
Vice President for Institutional Advancement
- Item 8. Naming Request for Approval..... Kate Azizi
Vice President for Institutional Advancement

A requested to rename the Memory Disorders Clinic to the “Henry and Mollie Fair Memory Disorders Clinic” will be presented for approval.

- Item 9. Office of Research ReportDr. Kevin Gray
Assistant Provost for Research Advancement
- Item 10. Supporting Pediatric Research on Outcomes & Utilization of Telehealth. Dr. David McSwain
Chief Medical Information Officer, MUSC
- Item 11. Other Committee Business Terri Barnes
Committee Chair

Education, Faculty & Student Affairs Committee: Ms. Barbara Johnson-Williams, Chair

- Item 12. Election of Committee Chair Dr. James Lemon
Chairman
- Item 13. Provost Report Dr. Lisa Saladin
Executive Vice President for Academic Affairs and Provost
- Item 14. College of Dental Medicine Update Dr. Saran Huja
Dean, College of Dental Medicine
- Item 15. Other Committee BusinessBarbara Johnson-Williams
Committee Chair

Finance and Administration Committee: Mr. Jim Battle, Chair

- Item 16. Election of Committee Chair Dr. James Lemon
Chairman
- Item 16.1** EVP for Finance and Operations Update.....Lisa Montgomery
EVP, Finance and Operations
- Item 17. MUSC Financial Report..... Patrick Wamsley
Chief Financial Officer, MUSC
- Item 18. Refinance of South Carolina Series 2011D State Institution Bonds. Patrick Wamsley
Chief Financial Officer, MUSC

A resolution authorizing the issuance of not to exceed \$11,650,000 General Obligation State Institution Refunding Bonds will be presented for approval. The University, working closely with the SC State Treasurer’s Office will refund existing State Institution Bonds in order to issue the refunding bonds and generate an estimated net savings of \$2.4 million to the University.

- Item 19. Increase in Purchasing Card Single Transaction Limit. Patrick Wamsley
Chief Financial Officer, MUSC

Mr. Wamsley will request authorization to increase the University’s single-transaction purchasing card limit up to \$10,000.

- Item 20. MUSC Physicians Financial Report. Eva Greenwood
Chief Financial Officer, MUSC Physicians

Item 21. Other Committee Business Jim Battle
Committee Chair

Other Business for the Board of Trustees: Dr. James Lemon, Chair

Item 22. Appointment of Bylaws Ad Hoc Committee Dr. James Lemon
Chairman

Item 23. Approval of Consent Agenda Dr. James Lemon
Chairman

Item 24. Executive Session Dr. James Lemon
Chairman

Upon proper motion and vote, the Board may convene a closed session pursuant to SC Code Ann. §30-4-70. Although the Board will not vote on any items discussed in closed session, the Board may return to public session to vote on items discussed.

Item 25. New Business for the Board of Trustees Dr. James Lemon
Chairman

Item 26. Report from the Chairman Dr. James Lemon
Chairman

MUSC Office of Development and Alumni Affairs
MUSC Board of Trustees Update
October 2020

As of September 18, 2020, the Office of Development and Alumni Affairs had received \$9,930,191 during the current fiscal year. We are pleased to share the following highlights, which have taken place since the last meeting of the Board of Trustees.

- The MUSC Storm Eye Institute received \$1.5 million from Mr. John and Mrs. Lynda Swafford as a planned gift to go toward the Johns O. and Lynda W. Swafford Endowed Fellowship in Glaucoma.
- The MUSC Shawn Jenkins Children’s Hospital has received a \$1 million bequest from a Children’s Hospital Fund Advisory Board member who wishes to remain anonymous. The gift will be used to create an endowment in support of pediatric cardiology. This bequest may be larger than \$1 million, as the benefactor is leaving 50 percent of the remainder of his/her estate to MUSC’s children’s heart program.
- This academic year, the MUSC College of Medicine’s endowed scholarship funds awarded \$1,532,000 to 314 students. This award total is a five-fold increase since the 2011-12 academic year.
- The College of Medicine has launched a \$1 million campaign to create a new endowed scholarship for unrepresented-in-medicine minority students. It also has launched a \$50,000 campaign to establish the Paul B. Underwood, Jr., M.D. Humanism in Medicine Endowed Scholarship, named after an alumnus of the college and longtime member of its faculty.
- On August 21, the MUSC College of Pharmacy held its first ever virtual scholarship ceremony, where it presented students with nearly \$1 million in tuition assistance, the most awarded in a single academic year for the college. These funds included the following recent gifts:
 - \$60,000 gift from the Pharmacy Network Foundation
 - An additional \$15,000 gift from Mr. and Mrs. Art Steadman supporting the Dr. M. Sharm Steadman ’81, ’82 Endowed scholarship in memory of their daughter.
- The Storm Eye Institute has received \$351,815 from the estate of Dr. Joseph L. Kurtzman, the fulfillment of a planned gift commitment to create the Joseph Louis Kurtzman, M.D., F.A.C.S., Endowed Chair in Clinical Ophthalmology.
- Mrs. Wendy Wellin has given \$200,000 to the OTO - MXF - Prosthodontics Clinic in the MUSC Department of Otolaryngology.
- The Medical Society of South Carolina has donated \$177,995 to the College of Medicine’s General Scholarship Fund.
- The Lettie Pate Whitehead Foundation has made a \$135,500 pledge payment in support of scholarships at the MUSC College of Nursing.
- The David R. and Margaret C. Clare Foundation, at the direction of Dr. Christopher Clare, has given \$121,638 to fund the MUSC College of Nursing’s new Palliative Care DNP Program. This is the first program of its kind in the nation and solidifies the MUSC College of Nursing as a national leader in palliative care education.

- Dr. Jane Gwinn and her husband, Guy Fasciana, D.M.D., have established the Jane V. Gwinn, M.D. and Guy S. Fasciana, D.M.D. Endowed Scholarship Fund with a \$75,000 gift and also donated \$25,000 to the MUSC C.A.R.E.S. (Community, Aid, Relief, Education & Support) Clinic Fund.
- Mr. Capers H. Poulnot has given \$100,000 to initiate the Sandra Hayes Poulnot Nursing Scholarship in honor of his late wife.
- Ms. Terri Henning has made a \$53,663 gift to the Charles P. Darby, Jr. M.D. Department of Pediatrics Endowment.
- Dr. William J. Cain, Jr., has made a \$50,000 contribution to the MUSC Storm Eye Institute's 4th Floor Campaign, Better Vision 2020. Dr. Cain will be an exam room sponsor. This campaign also has received a \$10,000 pledge from Ms. Caroline Lesesne.
- An anonymous benefactor has made a \$40,000 gift to the Richard M. Silver, M.D. Endowed Chair in Rheumatology and Immunology. Meanwhile, the same fund also has received a \$25,000 gift from The Schimberg Family Foundation and a \$10,000 contribution from Dr. Donald Fylstra.
- Dr. Scott Goodspeed, a 2003 graduate of the DHA (Doctor of Health Administration) program in the MUSC College of Health Professions, has made a \$25,000 planned gift to support DHA programs and initiatives.
- Mr. Bob Richards made a \$25,000 contribution to the Roseann Richards-Hines Fund in the Department of Medicine, in honor of his niece, Roseann.
- Dr. Robert Warren and his wife, Dr. Nancy Warren, have provided \$20,000 in funding to establish the Warren Family Informatics Scholarship in the College of Health Professions. Combined with the funds from the dormant TIS Information Technology Advancement Scholarship Fund created in 1999 in honor of Dr. James B. and Ann Edwards, the new fund has reached the endowment level of \$50,000. This will be the first scholarship awarded specifically within the Health Informatics program at MUSC.
- Mr. Albert K. Stebbins, III, has made a \$18,946 gift to the SC Lions Eye Research Fund, which also has received a \$5,000 contribution from the River Hills/Lake Wylie Lions Charities, Inc.
- Ms. Susan Pearlstine Norton has made a gift of \$10,173 to the Susan Pearlstine Sarcoidosis Center of Excellence.
- Mr. Hyman Bielsky has made a gift of \$10,000 given to ZIAN (Zucker Institute of Applied Neurosciences) to develop clinician-inspired technologies that address unmet clinical needs.
- Ms. Isabelle Rowland has donated \$10,000 to the Thomas C. Rowland, Jr., M.D. Endowment for the Department of Obstetrics and Gynecology in the College of Medicine.
- Ms. Linda Wilkens has fulfilled her \$10,000 pledge to the Captain Robert Wilkens Palliative Care Scholarship in the MUSC College of Nursing.

###

THE MEDICAL UNIVERSITY OF SOUTH CAROLINA
Monthly Financial Reports
Table of Contents
For the Two (2) Month Period Ended August 31, 2020

| | <u>Page</u> |
|---|-------------|
| Statement of Net Position | 1 |
| University Budgeted Funds Comparison to Budget | 2 |
| Direct Expenditures on Federal Grants and Contracts (By Responsibility Center) | 3 |
| Notes to the Financial Statements | 4-5 |
| Summary of Current Debt Obligations and Analysis of Available Bonded Debt Capacity | 6 |
| Statement of Revenues, Expenses and Changes in Net Position For Affiliated Organizations | 7 |

The Medical University of South Carolina and Affiliated Organizations
Statement of Net Position
As of August 31, 2020

| | <u>University</u> | <u>Area Health Education Consortium</u> | <u>CHS Development Company</u> |
|--|-------------------------|---|--|
| Assets & Deferred Outflows | | | |
| Cash and Cash Equivalents | \$ 378,380,221 | \$ 7,029,141 | \$ - |
| Cash and Cash Equivalents - Restricted | 29,827,292 | - | 621,100 |
| State Appropriation Receivable | 81,430,431 | 8,364,438 | - |
| Student Tuition and Fees Receivable | 6,973,016 | - | - |
| Student Loan Receivable | 11,657,135 | - | - |
| Grants and Contracts Receivable | 46,919,599 | 86,641 | - |
| Capital Improvement Bond Proceeds Receivable | - | - | - |
| Capital Lease Receivable | - | - | 7,657,732 |
| Other Receivables | 3,197,359 | - | - |
| Investments | - | - | 1,143,545 |
| Prepaid Items | 17,187,753 | - | 525,703 |
| Capital Assets, net of Accumulated Depreciation | 389,146,517 | - | - |
| Due from Hospital Authority | 4,865,820 | - | - |
| Due from Other Funds | 106,871,844 | - | - |
| Bond Issue Costs | - | - | - |
| Derivative Instruments Fair Value / Deferred Outflows | - | - | - |
| Deferred loss on Debt Refinancing | 51,389 | - | 100,279 |
| Deferred Outflows-Pensions | 73,208,381 | - | - |
| Deferred Outflows-OPEB | 73,185,344 | - | - |
| Other Assets | - | - | - |
| Total Assets & Deferred Outflows | \$ 1,222,902,101 | \$ 15,480,220 | \$ 10,048,359 |
| Liabilities & Deferred Inflows | | | |
| Accounts Payable | \$ 9,418,707 | \$ - | \$ - |
| Accrued Payroll and Other Payroll Liabilities | 21,398,395 | - | - |
| Accrued Compensated Absences | 29,743,454 | 180,710 | - |
| Deferred Revenue | 126,555,543 | 9,299,690 | - |
| Retainages Payable | 42,865 | - | - |
| Long-Term Debt | 137,729,799 | - | 8,840,000 |
| Interest Payable | 1,748,708 | - | 33,150 |
| Deposits Held for Others | 4,374,824 | 96,200 | - |
| Due to Hospital Authority | - | - | - |
| Due to Other Funds | 15,753,721 | - | - |
| Federal Loan Program Liability | 12,271,287 | - | - |
| Derivative Instruments Fair Value / Deferred Inflows | - | - | - |
| Net Pension Liability | 510,742,311 | - | - |
| Net OPEB Liability | 502,970,810 | - | - |
| Deferred Inflows-Pensions | 4,145,532 | - | - |
| Deferred Inflows-OPEB | 49,363,073 | - | - |
| Other Liabilities | 32,645,951 | - | - |
| Total Liabilities & Deferred Inflows | \$ 1,458,904,980 | \$ 9,576,600 | \$ 8,873,150 |
| Net Position | (236,002,879) | 5,903,620 | 1,175,209 |
| Total Liabilities & Deferred Inflows and Net Position | \$ 1,222,902,101 | \$ 15,480,220 | \$ 10,048,359 |

The Medical University of South Carolina
 Budgeted Funds Comparison to Budget (Expenses Classified by Category)
 For the period ending August 31, 2020

| | Budget | Prorated Budget (Note) | Actual | Variance | |
|--|-----------------------|---------------------------|-----------------------|----------------------|----------|
| Revenues | | | | | |
| Federal Grants & Contracts | \$ 136,128,555 | \$ 22,688,093 | \$ 22,045,720 | \$ (642,373) | U |
| Federal Grants Indirect Cost Recoveries | 40,139,244 | 6,689,874 | 6,024,838 | (665,036) | U |
| State Grants & Contracts | 9,773,003 | 1,628,834 | 1,525,042 | (103,792) | U |
| Private Grants & Contracts | 24,342,418 | 4,057,070 | 3,629,778 | (427,292) | U |
| Private Grants Indirect Cost Recoveries | 5,033,996 | 838,999 | 606,272 | (232,727) | U |
| Total Grants & Contracts | 215,417,216 | 35,902,870 | 33,831,650 | (2,071,220) | U |
| State Appropriations | 71,816,999 | 11,969,500 | 11,969,500 | - | F |
| Tuition and Fees | 107,213,434 | 17,868,906 | 16,702,698 | (1,166,208) | U |
| Pass-Through Revenues | 87,328,707 | 14,554,785 | 14,603,116 | 48,331 | F |
| Gifts | 21,776,671 | 3,629,445 | 1,685,007 | (1,944,438) | U |
| Transfers from (to) MUSC Physicians | 85,098,905 | 14,183,151 | 12,627,953 | (1,555,198) | U |
| Sales and Services of Educational Departments | 14,072,069 | 2,345,345 | 2,055,136 | (290,209) | U |
| Sales and Services of Auxiliary Enterprises | 14,840,354 | 2,473,392 | 1,510,088 | (963,304) | U |
| Interest and Investment Income | 12,741 | 2,124 | (51,635) | (53,759) | U |
| Endowment Income | 4,025,898 | 670,983 | 496,849 | (174,134) | U |
| Miscellaneous | 14,849,539 | 2,474,923 | 3,835,989 | 1,361,066 | F |
| Miscellaneous - Residents | 7,800,000 | 1,300,000 | 1,300,000 | - | F |
| Authority Revenue | 89,164,598 | 14,860,766 | 8,263,855 | (6,596,911) | U |
| Authority Revenue - Residents | 66,922,788 | 11,153,798 | 11,153,798 | - | F |
| Intra-Institutional Sales | 45,186,778 | 7,531,130 | 4,366,368 | (3,164,762) | U |
| Total Other | 630,109,481 | 105,018,248 | 90,518,722 | (14,499,526) | U |
| Total Revenues | 845,526,697 | 140,921,118 | 124,350,372 | (16,570,746) | U |
| Expenditures | | | | | |
| Salaries | \$ 328,504,153 | \$ 54,750,694 | \$ 49,089,235 | \$ 5,661,459 | F |
| Miscellaneous Personnel Expenditures | 4,918,805 | 819,801 | 1,040,906 | (221,105) | U |
| Fringe Benefits | 126,098,343 | 21,016,391 | 19,576,823 | 1,439,568 | F |
| Total Personnel | \$ 459,521,301 | \$ 76,586,886 | \$ 69,706,964 | \$ 6,879,922 | F |
| Contractual Services | \$ 150,669,252 | \$ 25,111,543 | \$ 20,753,178 | \$ 4,358,365 | F |
| Pass-through Expenditures | 87,328,707 | 14,554,785 | 14,603,116 | (48,331) | U |
| Supplies | 53,071,849 | 8,845,308 | 7,403,336 | 1,441,972 | F |
| Fixed Charges | 53,138,469 | 8,856,412 | 7,172,023 | 1,684,389 | F |
| Equipment | 8,649,609 | 1,441,602 | 511,930 | 929,672 | F |
| Travel | 5,232,848 | 872,141 | 40,567 | 831,574 | F |
| Trainee / Scholarships | 20,737,403 | 3,456,234 | 2,009,410 | 1,446,824 | F |
| Other Expenses | 5,030,944 | 838,491 | 106,522 | 731,969 | F |
| Debt Service | 5,564,630 | 927,438 | 927,438 | - | F |
| Total Other | \$ 389,423,711 | \$ 64,903,954 | \$ 53,527,520 | \$ 11,376,434 | F |
| Total Expenditures | \$ 848,945,012 | \$ 141,490,840 | \$ 123,234,484 | \$ 18,256,356 | F |
| Other Additions (Deductions) | | | | | |
| Transfers from(to) Plant Funds | (14,062,292) | (2,343,715) | (2,356,774) | (13,059) | U |
| Other Transfers | (47,611) | (7,935) | (14,329) | (6,394) | U |
| Prior Year Fund Balance Usage | 18,213,517 | 3,035,586 | 2,072,372 | (963,214) | U |
| Total Other Additions (Deductions) | \$ 4,103,614 | \$ 683,936 | \$ (298,731) | \$ (982,667) | U |
| NET INCREASE (DECREASE) in Fund Balance | \$ 685,299 | \$ 114,214 | \$ 817,157 | \$ 702,943 | F |
| Non-Budgeted Items | | | | | |
| Net Unfunded Pension Expense | | | (4,985,193) | | |
| Net Unfunded OPEB Expense | | | (1,858,937) | | |
| Depreciation | | | (6,030,732) | | |
| Endowment Gains/Losses | | | 2,322,285 | | |
| Gain (Loss) on Disposition of Property | | | 43,203 | | |
| Other Non-Budgeted Items | | | 2,002,768 | | |
| SRECNP Bottom Line | | | (7,689,449) | | |

The Medical University of South Carolina
 Direct Expenditures on Federal Grants and Contracts
 (By Responsibility Center)
 For the 2 Month Period Ending August 31, 2020

| | |
|-------------------------------|---------------------|
| Administration | 252,410 |
| College of Dental Medicine | 257,925 |
| College of Graduate Studies | 162,654 |
| College of Health Professions | 853,400 |
| College of Medicine | 19,251,208 |
| College of Nursing | 614,636 |
| College of Pharmacy | 152,534 |
| Hollings Cancer Center | 398,631 |
| Library | 97,046 |
| Office of Sponsored Programs | 5,276 |
| | \$22,045,720 |

NOTE: The federal direct expenditures shown above were incurred by the University. The federal grant and contract revenue earned to cover these direct expenditures was \$22,045,720.

In addition to this federal grant and contract revenue, the University received \$6,024,838 in federal monies to reimburse it for Facilities and Administration (F+A) costs incurred to administer the above federal grants and contracts. \$5,967,928 of the F+A recoveries received is unrestricted which means the University can use it for any of its operating needs. The remaining \$56,910 represents the F+A recoveries on non-research federal grants and contracts. This amount is required to be remitted to the State.

| | |
|--|--------------|
| University direct federal expenditures | \$22,045,720 |
| Facilities and Administration costs | \$6,024,838 |
| Federal operating grants and contracts | \$28,070,558 |

THE MEDICAL UNIVERSITY OF SOUTH CAROLINA
NOTES TO THE FINANCIAL STATEMENTS
August 31, 2020

Note 1. *Basis of Presentation*

This financial statement provides summarized information for The Medical University of South Carolina (MUSC) and its affiliated organizations in discrete columns on the same page. The purpose of this financial report is to provide information that will be helpful to those who must make decisions about MUSC.

Note 2. *State Appropriations*

State appropriations revenue is prorated evenly over the twelve month period for which the funds are to be spent.

Note 3. *Cash and Cash Equivalents - Restricted*

Cash and cash equivalents - restricted include bond proceeds, the debt service reserve accounts, and the debt service fund accounts.

Note 4. *Capital Assets, Net of Accumulated Depreciation*

The University's capital assets, net of accumulated depreciation consists of the following:

| | |
|---|-----------------------|
| Construction in progress | \$ 9,912,345 |
| Land/Bldgs/Equipment/Accumulated depreciation | <u>279,234,172</u> |
| Capital Assets, Net of Accumulated Depreciation | <u>\$ 289,146,517</u> |

Note 5. *Construction in Progress*

Construction in progress consists of the following projects and expenditures to date and is included in Capital Assets, Net of Accumulated Depreciation on the Statement of Net Position.

| | Jun 30, 2020 Balance | Fiscal Year 2021 Added | Capitalized | Aug 31, 2020 Balance |
|---|-------------------------|---------------------------|-------------|-------------------------|
| Energy Performance Contract | \$ 3,144,870 | \$ 7,840 | \$ - | \$ 3,152,710 |
| New College of Pharmacy Addition | 3,258,353 | 25 | - | 3,258,378 |
| Others less than \$1,000,000 (ending balance) | <u>3,001,777</u> | <u>499,480</u> | - | <u>3,501,257</u> |
| Total construction in progress | <u>\$ 9,405,000</u> | <u>\$ 507,345</u> | <u>\$ -</u> | <u>\$ 9,912,345</u> |

Note 6. *Deferred Revenue*

The University's deferred revenue consists of the following:

| | |
|--------------------------|-----------------------|
| State appropriations | \$ 73,442,073 |
| Grants and contracts | 13,775,726 |
| Student tuition and fees | 36,843,343 |
| Other | <u>2,494,401</u> |
| Total Deferred Revenue | <u>\$ 126,555,543</u> |

THE MEDICAL UNIVERSITY OF SOUTH CAROLINA
NOTES TO THE FINANCIAL STATEMENTS
August 31, 2020

Note 7. *Long Term Liabilities*

The University's long term liabilities consist of the following:

| | |
|--|-----------------------|
| Obligations under capital leases | \$ 47,457,902 |
| Higher Ed Refunded Revenue bond payable | 20,965,000 |
| State Institution bonds payable | 35,095,000 |
| Energy Performance Note Payable | 30,881,657 |
| Premium on State Institution bonds payable | 2,029,809 |
| Premium on Refunding Revenue Bonds | <u>1,300,431</u> |
| Total Long Term Liabilities | <u>\$ 137,729,799</u> |

Note 8. *Summary of Net Position*

The University implemented GASB Statement No. 68, *Accounting and Financial Reporting for Pensions* in fiscal year 2015 and GASB Statement No. 75, *Accounting and Financial Reporting for Post Employment Benefits Other Than Pensions (OPEB)* in fiscal year 2018. These statements require participating employers to report their proportionate share of the plans' net pension liability and OPEB liabilities, pension and OPEB expense and deferred outflows and inflows. In fiscal year 2019, excluding the GASB 68 and GASB 75 impact, the University's unrestricted net position increased \$28.2 million for a total of \$165.4 million. In fiscal year 2018, excluding the GASB 68 and GASB 75 impact, the University's net position increased \$0.6 million for a total of \$137.2 million. In fiscal year 2017, excluding the GASB 68 and GASB 75 impact, the University's unrestricted net position increased \$10.5 million for at total of \$136.7 million. In fiscal year 2016, excluding the GASB 68 impact, the University's unrestricted net position increased \$25.4 million for a total of \$126.2 million.

| | Per annual CAFR | | | |
|--|-------------------------|-------------------------|-----------------------|-----------------------|
| | FY2019 | FY2018 | FY2017 | FY2016 |
| Net investment in capital assets | \$ 290,960,785 | \$ 318,787,398 | \$ 335,952,501 | \$ 350,908,685 |
| Restricted | | | | |
| Nonexpendable | 91,997,286 | 91,314,812 | 90,977,372 | 90,351,534 |
| Expendable | 113,211,622 | 99,701,424 | 93,054,368 | 83,504,525 |
| Unrestricted (exclusive of GASB 68 and 75 liabilities) | 165,423,830 | 137,210,133 | 136,658,030 | 126,194,356 |
| Unrestricted (including GASB 68 and 75 liabilities) | <u>(841,631,771)</u> | <u>(812,662,227)</u> | <u>(346,845,010)</u> | <u>(340,496,507)</u> |
| Total net position | <u>\$ (180,038,248)</u> | <u>\$ (165,648,460)</u> | <u>\$ 309,797,261</u> | <u>\$ 310,462,593</u> |

Medical University of South Carolina
Summary of Current Debt Obligations

(\$\$ in thousands)

| | Original Issue | Purpose | Outstanding & Authorized as of 31-Aug-2020 |
|---|-------------------|--|--|
| State Institution Bonds (SIB) | | | |
| SIB 2011D | 18,950 | Deferred maintenance projects | 12,005 |
| SIB 2012B refunding | 12,645 | Refunding SIB 2001C, 2003D, & 2003J | 3,150 |
| SIB 2016D | 30,095 | Refunding SIB 2005A & convert BAN | 19,940 |
| | <u>\$ 122,735</u> | | |
| Current SIB Debt Authorized and Issued | | | <u>\$ 35,095</u> |
| Notes Payable - JEDA | <u>\$ 32,985</u> | Construction of College Health Health Profession facilities | <u>\$ 8,840</u> |
| Refunding Revenue Bonds, Series 2017 | | | |
| 2017 | <u>\$ 25,115</u> | Refunding of Higher Ed Revenue Bonds | <u>\$ 20,965</u> |
| Energy Performance Note Payable | | | |
| EPNP 02-27-19 | <u>\$ 30,000</u> | Energy Savings | <u>\$ 30,882</u> |

MUSC Affiliated Organizations
Statement of Revenues, Expenses and Changes in Net Position
For the Two (2) Month Period Ending August 31, 2020

| | Area Health Education Consortium | CHS Development Company |
|---|---|--|
| Operating Revenues | | |
| Student Tuition and Fees | \$ - | \$ - |
| Federal Grants and Contracts | 99,023 | - |
| State Grants and Contracts | 18,539 | - |
| Local Government Grants and Contracts | - | - |
| Nongovernmental Grants and Contracts | - | - |
| Sales and Services to Hospital Authority | - | - |
| Sales and Services of Educational and Other Activities | 180 | - |
| Sales and Services of Auxiliary Enterprises | - | - |
| Interest Income | - | 57,100 |
| Other Operating Revenues | 4,893 | - |
| Total Operating Revenues | 122,635 | 57,100 |
| Operating Expenses | | |
| Compensation and Employee Benefits | 473,836 | - |
| Pension Benefits | | |
| OPEB Expense | | |
| Services and Supplies | 204,729 | - |
| Utilities | - | - |
| Scholarships and Fellowships | 7,000 | - |
| Refunds to Grantors | - | - |
| Interest Expense | - | 36,530 |
| Depreciation and Amortization | - | 26,058 |
| Total Operating Expenses | 685,565 | 62,588 |
| Operating Income (Loss) | (562,930) | (5,488) |
| Nonoperating Revenues (Expenses) | | |
| State Appropriations | 1,859,938 | - |
| State Appropriations - MUHA | - | - |
| Gifts and Grants Received | - | - |
| Investment Income | - | - |
| Interest Expense | 261 | - |
| Gain (Loss) on Disposal of Capital Assets | - | - |
| Transfers From (To) Other State Agencies | - | - |
| Other Nonoperating Revenues (Expenses), net | - | - |
| Net Nonoperating Revenues (Expenses) | 1,860,199 | - |
| Income (Loss) Before Other Revenues, Expenses, Gains, Losses and Transfers | 1,297,269 | (5,488) |
| Capital Appropriations | - | - |
| Capital Grants and Gifts | - | - |
| Additions to Permanent Endowments | - | - |
| Transfers From (To) MUSC Physicians (UMA) | - | - |
| Transfers From (To) AHEC | - | - |
| Transfers From (To) CHS Development | - | (1,402) |
| Transfers From (To) Facilities Corporation | - | - |
| Increase (Decrease) In Net Position | \$ 1,297,269 | \$ (6,890) |

RESOLUTION

REQUESTING THE ISSUANCE OF NOT EXCEEDING ELEVEN MILLION SIX HUNDRED FIFTY THOUSAND DOLLARS (\$11,650,000) OF GENERAL OBLIGATION STATE INSTITUTION REFUNDING BONDS FOR THE MEDICAL UNIVERSITY OF SOUTH CAROLINA PURSUANT TO TITLE 59, CHAPTER 107 OF THE CODE OF LAWS OF SOUTH CAROLINA 1976, AS AMENDED

Adopted by

BOARD OF TRUSTEES
OF
THE MEDICAL UNIVERSITY OF SOUTH CAROLINA

October 9, 2020

TABLE OF CONTENTS

Section 1. Findings of Fact 1
Section 2. Application for Issuance of State Institution Bonds 2
Section 3. Tuition Fees Received in Previous Fiscal Year 2
Section 4. Current Schedule of Tuition Fees 2
Section 5. Maturity Schedule for Bonds 2
Section 6. Debt Service on Outstanding State Institution Bonds..... 2
Section 7. Debt Service on Outstanding Bonds Including Bonds Authorized Hereby 2
Section 8. Request for Issuance of Bonds..... 2
Section 9. Covenant to Impose Tuition Fees Sufficient to Pay Bonds 3
Section 10. Tax Covenants 3
Section 11. Secretary to Present Resolution to State Authority..... 4
Section 12. Execution of Closing Documents and Certificates 4
Section 13. Law and Place of Enforcement of this Resolution..... 5
Section 14. Effect of Section Headings 5
Section 15. Repeal of Inconsistent Resolutions..... 5
Section 16. Effectiveness of this Resolution..... 5

Exhibit A Schedule of Tuition Fees A-1
Exhibit B Pro Forma Debt Service Table B-1
Exhibit C Debt Service Requirements on Outstanding State Institution Bonds C-1
Exhibit D Pro Forma Combined Debt Service Table..... D-1
Exhibit E Proof of Compliance with Act E-1

A RESOLUTION

REQUESTING THE ISSUANCE OF NOT EXCEEDING ELEVEN MILLION SIX HUNDRED FIFTY THOUSAND DOLLARS (\$11,650,000) OF GENERAL OBLIGATION STATE INSTITUTION REFUNDING BONDS FOR THE MEDICAL UNIVERSITY OF SOUTH CAROLINA PURSUANT TO TITLE 59, CHAPTER 107 OF THE CODE OF LAWS OF SOUTH CAROLINA 1976, AS AMENDED

BE IT RESOLVED BY THE BOARD OF TRUSTEES OF THE MEDICAL UNIVERSITY OF SOUTH CAROLINA IN A MEETING DULY ASSEMBLED:

SECTION 1. Findings of Fact. As an incident to the adoption of this Resolution, the Board of Trustees of The Medical University of South Carolina (the "Board of Trustees"), the governing body of The Medical University of South Carolina (the "University") hereby finds and determines as follows:

(a) This Resolution is adopted by the Board of Trustees pursuant to Title 59, Chapter 107 of the Code of Laws of South Carolina 1976, as amended (the "Act"), as supplemented by Sections 11-27-30 and 11-29-30 of the Code of Laws of South Carolina 1976, as amended.

(b) Pursuant to Section 59-107-40 of the Act, the Board of Trustees is authorized to make application to the South Carolina State Fiscal Accountability Authority (the "State Authority") for the issuance of General Obligation State Institution Bonds ("State Institution Bonds"), the proceeds of which may be used: (i) to construct, reconstruct, maintain, improve, furnish, and refurbish the buildings of and other permanent improvements to the University; (ii) to defray the costs of acquiring or improving land needed as sites for such improvements or for the campus of the University; (iii) to reimburse the University for expenses incurred in anticipation of the issuance of such bonds; and (iv) to refund State Institution Bonds heretofore issued for the University and which are presently outstanding.

(c) By the provisions of the Act, the State and its institutions are permitted to issue general obligation bonds for the purpose of refunding any of their outstanding general obligation bonds in such amounts as shall be required therefor.

(d) A review of debt service requirements with respect to currently outstanding State Institution Bonds issued on behalf of the University and prevailing market conditions indicates that substantial debt service savings would be achieved through the refunding of portions or all of certain presently outstanding State Institution Bonds issued on behalf of the University, including without limitation, portions or all of the now outstanding principal maturities of the originally issued \$18,950,000 General Obligation State Institution Bonds (Issued on Behalf of The Medical University of South Carolina), Series 2011D (the "Refunded Bonds"). At the present time, the outstanding principal amount of the Refunded Bonds which the University wishes to be considered for refunding is the sum of \$11,130,000. It is currently estimated that approximately \$11,622,000 of refunding bonds will be required to effect the refunding of the Refunded Bonds. However, such amount, and the anticipated amount of the Refunded Bonds, may be increased or decreased, subject to the maximum principal amount limitation prescribed herein, at the discretion of the State Treasurer in order to achieve savings objectives to be realized through the issuance of the proposed refunding bonds.

(e) Accordingly, this Resolution is adopted pursuant to Section 59-107-40 of the Act, in order to make formal application to the State Authority for the issuance of not exceeding Eleven Million Six Hundred Fifty Thousand Dollars (\$11,650,000) principal amount General Obligation State Institution Refunding Bonds (Issued for The Medical University of South Carolina) of the State of South Carolina (the “Bonds”), the proceeds of which will be used for the purposes set forth in paragraph (d) of this Section 1.

SECTION 2. Application for Issuance of State Institution Bonds. The Board of Trustees hereby makes formal application to the State Authority for funds through the issuance of the Bonds pursuant to the provisions of the Act, in order that the proceeds thereof may be used for the purposes set forth in paragraph (d) of Section 1 hereof.

SECTION 3. Tuition Fees Received in Previous Fiscal Year. Based on tuition fees as defined in the Act and as described in Section 4 below, for fiscal year July 1, 2019 through June 30, 2020, tuition fees available to pay debt service on State Institution Bonds amounted to the sum of \$6,061,903.

SECTION 4. Current Schedule of Tuition Fees. The schedule of tuition fees, as defined in the Act and as now in effect at the University, is as set forth as Exhibit A to this Resolution, which schedule is hereby reaffirmed and approved.

SECTION 5. Maturity Schedule for Bonds. The suggested maturity schedule for the Bonds requested to be issued pursuant to this Resolution is set forth as Exhibit B to this Resolution. Said Exhibit B assumes that the principal amount of the Bonds will be \$11,650,000.

SECTION 6. Debt Service on Outstanding State Institution Bonds. A statement showing all State Institution Bonds heretofore issued on behalf of the University now outstanding and not defeased, together with the annual interest and principal payments to become due thereon, is set forth as Exhibit C to this Resolution.

SECTION 7. Debt Service on Outstanding State Institution Bonds Including Requested Bonds. A table showing debt service on all State Institution Bonds to be outstanding for the University following the issuance of the Bonds (at an assumed principal amount of the Bonds of \$11,650,000 and at prevailing rates of interest) is set forth as Exhibit D to this Resolution. Upon the issuance of the Bonds, the maximum annual debt service on all State Institution Bonds secured by tuition fees of the University may not be greater than 90% of the tuition fees received by the University for the preceding fiscal year.

A calculation establishing the right of the University to seek the issuance of Bonds to the extent set forth in this Resolution is set forth as Exhibit E to this Resolution.

SECTION 8. Request for Issuance of Bonds.

(a) The State Authority is requested to make the findings required by the Act and to request the Governor and the State Treasurer to provide for the issuance of the Bonds by the State of South Carolina (the “State”).

(b) The Board of Trustees hereby covenants and agrees that the University will, and hereby directs the President and the Secretary to the Board of Trustees of the University to deposit and designate, or cause to be deposited and designated, sufficient tuition fees during each fiscal year to satisfy the requirement that debt service on all State Institution Bonds issued on behalf of the University (including the Bonds herein requested) shall not exceed 90% of such tuition fees so deposited and designated. The President and the Secretary are hereby authorized and directed to certify the amount so deposited and

designated to the State Authority. In the event this application is submitted to the State Authority, or the Bonds herein requested are delivered, in a fiscal year subsequent to the fiscal year in which this Resolution is adopted, the request herein made is expressly conditioned on such certification being made and showing that debt service on all State Institution Bonds issued on behalf of the University (including the Bonds herein requested) does not exceed 90% of such tuition fees so deposited and designated.

SECTION 9. Covenant to Impose Tuition Fees Sufficient to Pay Bonds. The Board of Trustees hereby covenants and agrees that the schedule of tuition fees now in effect at the University will be revised from time to time and whenever necessary in order to provide the annual principal and interest requirements of all State Institution Bonds now or hereafter to be outstanding, which have been or will be issued on behalf of the University.

SECTION 10. Tax Covenants. To the extent that the State Authority provides for the issuance of Bonds, the interest on which is excludable from income for federal income tax purposes, the University will covenant as follows:

(a) Federal Guarantee Prohibition. The University shall not take any action or permit or suffer any action to be taken if the result of the same would be to cause the Bonds to be “federally guaranteed” within the meaning of Section 149(b) of the Internal Revenue Code of 1986, as amended (the “Code”), and regulations promulgated thereunder (the “Regulations”).

(b) Private Business Limitation. The University shall ensure that (i) not in excess of 10% of the amount actually or constructively received from the sale of the Bonds, together with the investment earnings thereon (“Net Proceeds”), is used directly or indirectly in a trade or business carried on by a natural person or in any activity carried on by a person other than a natural person, excluding, however, use by a state or local governmental unit and use as a member of the general public but not use by the federal government of the United States of America or any agency or instrumentality thereof (“Private Business Use”), if, in addition, the payment of more than 10% of the principal or 10% of the interest due on the Bonds during the term thereof is, under the terms thereof or any underlying arrangement, directly or indirectly, secured by any interest in property used or to be used for a Private Business Use or in payments in respect of property used or to be used for a Private Business Use or is to be derived from payments, whether or not to the State, in respect of property or borrowed money used or to be used for a Private Business Use; and (ii) in the event that both (a) in excess of 5% of the Net Proceeds are used for a Private Business Use, and (b) an amount in excess of 5% of the principal or 5% of the interest due on the Bonds during the term thereof is, under the terms thereof or any underlying arrangement, directly or indirectly, secured by any interest in property used or to be used for said Private Business Use or in payments in respect of property used or to be used for said Private Business Use or is to be derived from payments, whether or not to the State, in respect of property or borrowed money used or to be used for said Private Business Use, then said excess over said 5% of Net Proceeds used for a Private Business Use shall be used for a Private Business Use related to the governmental use of a portion of the facilities financed with the proceeds of the Bonds and shall not exceed the proceeds used for the governmental use of the portion of the undertaking to which such Private Business Use is related.

(c) Private Loan Limitation. The University shall ensure that not in excess of the lesser of (i) \$5,000,000 or (ii) 5% of the Net Proceeds will be used, directly or indirectly, to make or finance a loan to persons other than state or local government units.

(d) No Arbitrage. The University represents that it does not expect any portion of the proceeds of the Bonds to be used directly or indirectly to acquire higher yielding investments, or to replace funds which were used directly or indirectly to acquire higher yielding investments for other than a “temporary period” as defined in the Code and the Regulations. The University further covenants that it

will not intentionally use any portion of the proceeds of the Bonds to acquire higher yielding investments or to replace funds which were used directly or indirectly to acquire higher yielding investments. In making the foregoing representation and covenant, the University understands and intends that words or phrases contained herein have meanings provided therefor under Section 148 of the Code and under the Regulations.

(e) Taxable Series. In the event the State Treasurer designates a series of the Bonds as a taxable series, whereby the interest upon such Bonds is not excludable from income for federal income tax purposes, the preceding provisions of this Section 10 shall not apply to such series of Bonds so designated.

SECTION 11. Secretary to Present Resolution to State Authority. The Secretary to the Board of Trustees is hereby directed to present a certified copy of this Resolution, together with the Exhibits and any certification required by Section 8 to this Resolution, to the State Authority as evidence of the Board of Trustees' formal request for the issuance of the Bonds on behalf of the University, and as evidence that all conditions precedent to the issuance of such Bonds have been met prior to the issuance of the Bonds. The date of application for purposes of the Act shall be such date as this Resolution and any certificate required by Section 8 hereof is submitted to the State Authority.

SECTION 12. Execution of Closing Documents and Certificates. The Chairman of and the Secretary to the Board of Trustees, and all other officers of the University, are fully authorized and empowered to take such further action and to execute and deliver such closing documents as may be necessary and proper in order to complete the borrowing herein authorized and the action of such officers or any one or more of them in executing and delivering any of such documents in such form as he or they shall approve, is hereby fully authorized. In particular, such officers of the University are authorized to abide by covenants made by or on behalf of the State Authority in connection herewith relating to Sections 9 and 10 hereof or relating to Rule 15c2-12 of the United States Securities and Exchange Commission or relating to Section 11-1-85 of the Code of Laws of South Carolina 1976, as amended.

SECTION 13. Law and Place of Enforcement of this Resolution. This Resolution shall be construed and interpreted in accordance with the laws of the State. All suits and actions arising out of this Resolution shall be instituted in a court of competent jurisdiction in the State.

SECTION 14. Effect of Section Headings. The heading or titles of the several Sections hereof are solely for convenience of reference and shall not affect the meaning, construction, interpretation or effect of this Resolution.

SECTION 15. Repeal of Inconsistent Resolutions. All resolutions of the Board of Trustees, and any part of any resolution, inconsistent with this Resolution are hereby repealed to the extent of such inconsistency.

SECTION 16. Effectiveness of this Resolution. This Resolution shall become effective upon its adoption.

Done in meeting duly assembled this 9th day of October 2020.

**BOARD OF TRUSTEES OF THE MEDICAL
UNIVERSITY OF SOUTH CAROLINA**

(SEAL)

Chairman

Attest:

Secretary

EXHIBIT A

THE MEDICAL UNIVERSITY OF SOUTH CAROLINA
SCHEDULE OF TUITION FEES IN EFFECT FOR PURPOSES OF
SECTIONS 59-107-10 ET SEQ., CODE OF LAWS OF
SOUTH CAROLINA 1976, AS AMENDED

Set forth below are the tuition fees charged by each of the Academic Division's Colleges for resident and non-resident students for the 2020-2021 academic year (excluding the summer term) on an annual basis (except as shown):

| | <u>In-State¹</u> | <u>Out-of-State¹</u> |
|--|-----------------------------|---------------------------------|
| Dental Medicine | | |
| Doctor of Dental Medicine | \$17,150 | \$30,000 |
| Dental Scientist Training Program | 7,905 | 7,905 |
| Master of Science in Dentistry | 11,735 | 11,816 |
| Master of Science in Oral Science | 10,285 | 12,730 |
| Graduate Studies | | |
| Master of Science in Biomedical Sciences | \$6,752 | \$9,484 |
| Master of Science in Clinical Research | 6,887 | 10,538 |
| Master of Science in Medical Sciences | 7,025 | 10,538 |
| Ph.D. Program | 7,954 | 10,686 |
| Health Professions | | |
| Bachelor of Science in Healthcare Studies | \$7,736 | \$11,823 |
| Cardiovascular Perfusion | 8,149 | 12,831 |
| Doctor of Nurse Anesthesia Practice - Post-Masters | 7,724 | 7,956 |
| Doctor of Nurse Anesthesia Practice - Post-Baccalaureate | 7,724 | 11,397 |
| Master in Health Administration-Executive | 8,525 | 9,682 |
| Master in Health Administration-Residential | 8,525 | 12,828 |
| Master of Science in Health Informatics | 8,525 | 9,682 |
| Master of Science in Occupational Therapy | 8,346 | 12,465 |
| Master of Science in Physical Assistant Studies | 8,274 | 14,787 |
| Doctor of Health Administration – Health Professional | 10,290 | 10,290 |
| Doctor of Health Administration - Health Administrator | 10,290 | 10,290 |
| Doctor of Health Administration –Interprofessional | 6,958 | 6,985 |
| Doctor of Health Administration- Information Systems | 6,958 | 6,958 |
| Ph. D. in Health and Rehabilitation Science | 6,202 | 6,569 |
| Doctor of Physical Therapy | 8,142 | 12,280 |
| Doctor of Occupational Therapy | 8,346 | 12,465 |
| Medicine | | |
| First Year | \$14,175 | \$25,175 |
| Second Year ² | 32,400 | 58,000 |
| Third Year ² | 43,600 | 72,000 |
| Fourth Year | 17,283 | 30,983 |
| Master of Public Health | 6,752 | 10,538 |
| Nursing | | |
| Undergraduate-BSN | \$7,811 | \$12,254 |
| Undergraduate-RN-BSN | 5,480 | 5,926 |
| Graduate – DNP | 8,116 | 10,542 |
| Graduate & Ph.D. | 8,116 | 10,332 |

| | | |
|--|----------|----------|
| Pharmacy | | |
| Doctor of Pharmacy-First, Second, Third Years | \$13,413 | \$20,028 |
| Doctor of Pharmacy-Fourth Year | 11,691 | 17,505 |
| Doctor of Pharmacy/Master of Science in Health Informatics (PharmD/MSHI) – Second & Third Year ² | 38,504 | 53,327 |
| – Fourth Year | 14,286 | 20,454 |
| Graduate Certificate Program in Clinical Pharmacy ² | 55,125 | 55,125 |

* Preliminary, subject to change.

¹ All tuition per semester unless otherwise noted

² Annual tuition

For the fiscal year ended June 30, 2020, the amount of receipts designated as tuition for state institution bonds purposes was not less than the sum of \$6,061,903. The tuition and fees generated for the 2020 summer term are not included.

The maximum principal and interest debt service payment prior to the issuance contemplated herein is \$3,950,213, which occurs in the fiscal year ending June 30, 2022.

The maximum principal and interest debt service payment after the issuance contemplated herein is anticipated to be \$3,742,709*, which is anticipated to occur in the fiscal year ending June 30, 2022.

EXHIBIT B

THE MEDICAL UNIVERSITY OF SOUTH CAROLINA
PRO-FORMA DEBT SERVICE REQUIREMENTS OF
NOT EXCEEDING \$11,650,000 STATE OF SOUTH CAROLINA
GENERAL OBLIGATION STATE INSTITUTION REFUNDING BONDS,
AT PREVAILING RATES OF INTEREST

| Fiscal Year Ending | New Issue Debt Service* | | Total Debt Service |
|--------------------|-------------------------|-------------------|----------------------|
| | Principal | Interest | |
| June 30, 2022 | \$ 1,115,000 | \$ 121,684 | \$ 1,236,684 |
| June 30, 2023 | 1,130,000 | 108,766 | 1,238,766 |
| June 30, 2024 | 1,140,000 | 100,178 | 1,240,178 |
| June 30, 2025 | 1,150,000 | 91,400 | 1,241,400 |
| June 30, 2026 | 1,155,000 | 82,085 | 1,237,085 |
| June 30, 2027 | 1,165,000 | 72,037 | 1,237,037 |
| June 30, 2028 | 1,180,000 | 60,853 | 1,240,853 |
| June 30, 2029 | 1,190,000 | 47,991 | 1,237,991 |
| June 30, 2030 | 1,205,000 | 33,473 | 1,238,473 |
| June 30, 2031 | 1,220,000 | 17,446 | 1,237,446 |
| Total | <u>\$ 11,650,000</u> | <u>\$ 735,911</u> | <u>\$ 12,385,911</u> |

* Preliminary, subject to change.

DEBT SERVICE REQUIREMENTS
ON ALL STATE INSTITUTION BONDS
ISSUED BY THE STATE OF SOUTH CAROLINA
ON BEHALF OF THE MEDICAL UNIVERSITY OF SOUTH CAROLINA

| Fiscal Year Ending | Existing Debt Service | | Total Debt Service |
|--------------------|-----------------------|---------------------|----------------------|
| | Principal | Interest | |
| June 30, 2021 | \$ 2,485,000 | \$ 732,231 | \$ 3,217,231 |
| June 30, 2022 | 2,610,000 | 1,340,213 | 3,950,213 |
| June 30, 2023 | 2,725,000 | 1,209,713 | 3,934,713 |
| June 30, 2024 | 2,835,000 | 1,089,663 | 3,924,663 |
| June 30, 2025 | 2,095,000 | 968,788 | 3,063,788 |
| June 30, 2026 | 2,195,000 | 864,038 | 3,059,038 |
| June 30, 2027 | 2,305,000 | 763,694 | 3,068,694 |
| June 30, 2028 | 2,410,000 | 655,475 | 3,065,475 |
| June 30, 2029 | 2,535,000 | 540,850 | 3,075,850 |
| June 30, 2030 | 2,630,000 | 440,100 | 3,070,100 |
| June 30, 2031 | 2,740,000 | 335,300 | 3,075,300 |
| June 30, 2032 | 1,420,000 | 225,900 | 1,645,900 |
| June 30, 2033 | 1,460,000 | 183,300 | 1,643,300 |
| June 30, 2034 | 1,505,000 | 139,500 | 1,644,500 |
| June 30, 2035 | 1,550,000 | 94,350 | 1,644,350 |
| June 30, 2036 | 1,595,000 | 47,850 | 1,642,850 |
| Total | \$ <u>35,095,000</u> | \$ <u>9,630,963</u> | \$ <u>44,725,963</u> |

SCHEDULE SHOWING PRO-FORMA TOTAL DEBT SERVICE REQUIREMENTS OF
 ALL GENERAL OBLIGATION STATE INSTITUTION BONDS
 ISSUED BY THE STATE OF SOUTH CAROLINA
 ON BEHALF OF THE MEDICAL UNIVERSITY OF SOUTH CAROLINA
 INCLUDING THE PROPOSED ISSUE OF
 ELEVEN MILLION SIX HUNDRED FIFTY THOUSAND DOLLARS (\$11,650,000)
 OF GENERAL OBLIGATION STATE INSTITUTION REFUNDING BONDS
 AT PREVAILING RATES OF INTEREST AFTER GIVING EFFECT TO THE
 DEFEASANCE OF THE REFUNDED BONDS

| Fiscal Year Ending | Combined Debt Service* | | Total Debt Service |
|--------------------|------------------------|--------------|--------------------|
| | Principal | Interest | |
| June 30, 2021 | \$ 2,485,000 | \$ 465,138 | \$ 2,950,138 |
| June 30, 2022 | 2,815,000 | 927,709 | 3,742,709 |
| June 30, 2023 | 2,910,000 | 829,791 | 3,739,791 |
| June 30, 2024 | 2,990,000 | 748,403 | 3,738,403 |
| June 30, 2025 | 2,220,000 | 668,000 | 2,888,000 |
| June 30, 2026 | 2,275,000 | 605,185 | 2,880,185 |
| June 30, 2027 | 2,345,000 | 539,137 | 2,884,137 |
| June 30, 2028 | 2,415,000 | 468,953 | 2,883,953 |
| June 30, 2029 | 2,490,000 | 394,341 | 2,884,341 |
| June 30, 2030 | 2,540,000 | 340,823 | 2,880,823 |
| June 30, 2031 | 2,600,000 | 284,746 | 2,884,746 |
| June 30, 2032 | 1,420,000 | 225,900 | 1,645,900 |
| June 30, 2033 | 1,460,000 | 183,300 | 1,643,300 |
| June 30, 2034 | 1,505,000 | 139,500 | 1,644,500 |
| June 30, 2035 | 1,550,000 | 94,350 | 1,644,350 |
| June 30, 2036 | 1,595,000 | 47,850 | 1,642,850 |
| Total | \$ 35,615,000 | \$ 6,963,123 | \$ 42,578,123 |

* Preliminary, subject to change.

THE MEDICAL UNIVERSITY OF SOUTH CAROLINA
PROOF SHOWING COMPLIANCE WITH
TITLE 59, CHAPTER 107, CODE OF LAWS OF
SOUTH CAROLINA 1976, AS AMENDED

| | |
|---|--------------|
| Aggregate of tuition fees received by the University during preceding fiscal year ended June 30, 2020 | \$ 6,061,903 |
| Multiplied by | 90% |
| Produces | \$ 5,455,713 |
| Maximum annual debt service on all State Institution Bonds of the University (including the proposed issue of not exceeding Eleven Million Six Hundred Fifty Thousand Dollars (\$11,650,000) General Obligation State Institution Bonds issued on behalf of the University after giving effect to the defeasance of the Refunded Bonds) | \$ 3,742,709 |
| Margin | \$ 1,713,004 |

Purchasing Card (PCard) Limit Increase

The SC Higher Education Efficiency and Administrative Policies Act (HEEAPPA) was passed by the SC Legislature to ease some of the costly and restrictive regulations, processes, and procedures that higher education faces when conducting business while at the same time maintaining accountability to the citizens of South Carolina. This legislation authorizes each institution's governing board to approve increases in the single-transaction limits for PCards up to \$10,000.

The University's Process to Procure Task Force has been meeting regularly since September 2019 to examine purchasing and accounts payable processes and procedures and to make recommendations for improvement. To improve efficiency and to align the PCard policy with the University's small purchases policy, the Task Force has recommended the Purchasing Department incrementally roll-out an increase in MUSC's PCard limits with appropriate audit mechanisms in place.

We are therefore requesting Board approval to allow the University to increase the single-transaction limit up to \$10,000 for an individual cardholder for a specific transaction where the use of the PCard would be the best or only payment option.

MUSC Physicians and Carolina Family Care

Interim Financial Statements For the two month period ending August 31, 2020

| | |
|--|------------|
| MUSCP Executive Summary | 1 |
| MUSCP Actual to Budget Variance | 2 |
| MUSCP Statement of Net Position | 3-4 |
| CFC Executive Summary | 5 |
| CFC Actual to Budget Variance | 6 |
| CFC Statement of Net Position | 7-8 |
| CFC Statement of Revenues, Expenses, and Changes in Net Position - detailed | 9 |
| CFC Statement of Revenues, Expenses, and Changes in Net Position - RHN | 10 |
| Consolidated Due To and Due From | 11 |

Unaudited – For Management Use

Medical University of South Carolina Physicians

Executive Summary

For the two-month period ending August 31, 2020

Charges:

- **YTD-2% over budget and 1% over last year**
- Month of August: 2% under budget and 1% over last year
- Top 5 clinical departments: Dermatology, Orthopedics, Medicine, Anesthesiology, Neurosurgery
- Bottom 5 clinical departments: Radiation Oncology, Psychiatry, Otolaryngology, Emergency Medicine, Pediatrics

Payments

- **YTD-5% over budget and 1% under last year**
- Month of August: 6% under budget and 2% under last year
- 35 Days in AR and \$90 per wRVU

Income/(Loss):

- **\$3.6M Operating Income; 4% Operating Margin**
 - \$7.6M favorable variance to budget
 - \$3.1M favorable net clinical service revenue
 - \$3.5M favorable salaries, wages and benefits
 - Due to COVID-19 and temporary layoffs, the actual staffing level was less than budget.
 - \$1.1M favorable R-Transfers
- **\$17.1M Net Income; 19% Net Margin**
 - \$19.6M favorable variance to budget
 - \$13M gains on investment

Balance Sheet:

- Days cash on hand: 228 days
- Current ratio: 5.1
- Net Position: \$371.6M; increased by \$24.0M compared to August 2019

Pension:

- YTD expense: \$5.7M; decreased by 19.6% compared to YTD August 2019

MUSC Physicians
(A Component Unit of MUSC)
Statement of Revenues, Expenses and Changes in Net Position
For the Two Month Period Ending August 2020

| | August 2020 YTD Actual | August 2020 YTD Budget | August 2020 YTD Variance | % |
|---|---------------------------|---------------------------|-----------------------------|-------------|
| Operating revenues | | | | |
| Net clinical service revenue | \$ 61,092,980 | \$ 57,972,361 | \$ 3,120,619 | 5% |
| Supplemental medicaid | 8,466,667 | 8,466,667 | - | 0% |
| Other operating revenue | 676,633 | 1,092,395 | (415,762) | (38%) |
| MUHA reimbursement for ambulatory and revenue cycle | 491,082 | 862,418 | (371,336) | (43%) |
| Purchased services | 16,207,963 | 16,873,403 | (665,440) | (4%) |
| Grant salary reimbursement from MUSC | 1,705,293 | 2,334,091 | (628,798) | (27%) |
| Total operating revenues | \$ 88,640,618 | \$ 87,601,335 | \$ 1,039,283 | 1% |
| Operating expenses | | | | |
| Salaries, wages and benefits | 59,734,527 | 63,274,708 | 3,540,181 | 6% |
| MUSCP reimbursement for education and research | 13,043,452 | 14,183,151 | 1,139,699 | 8% |
| Supplies | 6,906,605 | 6,142,935 | (763,670) | (12%) |
| Contractual services | 2,035,063 | 2,741,729 | 706,666 | 26% |
| Facility cost and equipment | 1,213,309 | 1,746,467 | 533,158 | 31% |
| Professional liability insurance | 1,053,053 | 1,178,239 | 125,186 | 11% |
| Depreciation | 892,326 | 1,033,313 | 140,987 | 14% |
| Meals and travel | 26,901 | 686,858 | 659,957 | 96% |
| Other expenses | 36,979 | 143,103 | 106,124 | 74% |
| Faculty and staff recruitment | 53,671 | 238,617 | 184,946 | 78% |
| Donations - transfer to MUSC Foundation and others | 10,200 | 185,972 | 175,772 | 95% |
| Total operating expenses | 85,006,086 | 91,555,092 | 6,549,006 | 7% |
| Operating income (loss) | \$ 3,634,532 | \$ (3,953,757) | \$ 7,588,289 | 192% |
| Nonoperating revenue (expenses) | | | | |
| MUHA reimbursement for equipment - GRTC | - | 133,617 | (133,617) | (100%) |
| Investment income | 12,893,000 | 835,161 | 12,057,839 | 1444% |
| Interest expense | (397,311) | (579,277) | 181,966 | 31% |
| Rental income | 1,230,148 | 1,344,970 | (114,822) | (9%) |
| Rent expense | (270,839) | (270,839) | - | 0% |
| Gain (loss) on disposal of assets | - | (14,299) | 14,299 | 100% |
| Total nonoperating revenue (expenses) | \$ 13,454,998 | \$ 1,449,333 | \$ 12,005,665 | 828% |
| Change in net position | \$ 17,089,530 | \$ (2,504,424) | \$ 19,593,954 | 782% |

Notes:

Other operating revenue variance due to items invoiced to Medicine (\$272K) and Psychiatry (\$90K) items invoiced quarterly

Purchased services variance due to SMP billed a month in arrears (\$600K)

Salaries, wages and benefits: Salaries under budget due to effects of COVID-19/temporary layoffs anticipated staffing levels were not achieved

Investment income gain includes unrealized gain on investment of \$16.1M; realized losses \$3.5M

MUSC Physicians
(A Component Unit of the Medical University of South Carolina)

Statement of Net Position

ASSETS

| Current assets: | August 31, 2019 | August 31, 2020 | Variance |
|---|------------------------|------------------------|-----------------------|
| Cash and cash equivalents | \$ 61,401,008 | \$ 80,838,742 | \$ 19,437,734 |
| Investments | 156,003,970 | 194,376,043 | 38,372,073 |
| Receivables: | | | |
| Patient services - net of allowances for contractual adjustments of \$104,764,054 bad debts of \$19,231,750 | 35,235,242 | 35,168,048 | (67,194) |
| Due from the Medical University of South Carolina | 28,257,779 | 15,692,760 | (12,565,019) |
| Due from the Medical University Hospital Authority | 1,613,674 | 5,012,538 | 3,398,864 |
| Due from the Medical University Foundation | 1,195,842 | 1,027,540 | (168,302) |
| Due from Carolina Family Care, Inc. | 7,325,192 | 7,160,053 | (165,139) |
| Note receivable UMA/MHP | 209,000 | 166,859 | (42,141) |
| Investment / Advancements consolidated CFC | 32,270,000 | 32,270,000 | - |
| Due from Comprehensive Psychiatric Services | 265,887 | 24,208 | (241,679) |
| Due from MSV | 192,867 | 16,165 | (176,702) |
| Prepaid rent - MUSC Foundation | 338,226 | 338,226 | - |
| Other current assets | 10,573,291 | 11,127,865 | 554,574 |
| Total Current Assets | \$ 334,881,978 | \$ 383,219,047 | \$ 48,337,069 |
| Noncurrent assets: | | | |
| Capital assets: | | | |
| Land | 26,096,521 | 22,999,986 | (3,096,535) |
| Buildings | 50,882,068 | 51,518,876 | 636,808 |
| Furniture and equipment | 17,983,210 | 25,299,165 | 7,315,955 |
| Leasehold improvements | 50,594,962 | 59,006,068 | 8,411,106 |
| Rental buildings under capital lease | 13,989,600 | 13,989,600 | - |
| Computer software | 13,593,123 | 13,593,123 | - |
| Less: accumulated depreciation and amortization | (79,908,218) | (84,962,971) | (5,054,753) |
| Prepaid rent - MUSC Foundation | 5,817,254 | 5,837,922 | 20,668 |
| Other assets | 6,500,000 | 9,030,000 | 2,530,000 |
| Investment in partnerships | 3,468,609 | 4,963,972 | 1,495,363 |
| Total noncurrent assets | \$ 109,017,129 | \$ 121,275,741 | \$ 12,258,612 |
| Total Assets | \$ 443,899,107 | \$ 504,494,788 | \$ 60,595,681 |
| Deferred outflows of resources | | | |
| Deferred refunding cost | 10,543,616 | 9,041,450 | (1,502,166) |
| Deferred outflows-OPEB | - | 35,614 | 35,614 |
| Total deferred outflows | \$ 10,543,616 | \$ 9,077,064 | \$ (1,466,552) |
| Total Assets and Deferred Outflows | \$ 454,442,723 | \$ 513,571,852 | \$ 59,129,129 |

MUSC Physicians
(A Component Unit of the Medical University of South Carolina)

Statement of Net Position

LIABILITIES

| | August 31, 2019 | August 31, 2020 | Variance |
|---|-----------------------|-----------------------|------------------------|
| Current Liabilities | | | |
| Accounts payable | \$ 2,278,694 | \$ 4,037,636 | \$ (1,758,942) |
| Accrued payroll | 11,756,651 | 12,264,283 | (507,632) |
| Accrued payroll withholdings | 8,970,354 | 11,845,696 | (2,875,342) |
| Accrued pension contribution | 4,046,046 | 5,099,938 | (1,053,892) |
| Other accrued liabilities | 2,492,910 | 16,898,033 | (14,405,123) |
| Due to Medical University Hospital Authority | 3,367,704 | 14,332,987 | (10,965,283) |
| Due from MUSC Health Alliance | (17,000) | 2,005,736 | (2,022,736) |
| Accrued compensated absences | 1,868,339 | 2,719,579 | (851,240) |
| Capital leases | 260,713 | 811,296 | (550,583) |
| Bonds payable | 4,890,000 | 4,890,000 | - |
| Total current liabilities | \$ 39,914,411 | \$ 74,905,184 | \$ (34,990,773) |
| Noncurrent liabilities: | | | |
| Accrued compensated absences | 1,648,002 | 1,648,002 | - |
| Bonds payable | 60,785,000 | 56,465,000 | 4,320,000 |
| Net OPEB liability | 18,606 | - | 18,606 |
| Deferred inflows-OPEB | 85,799 | 59,638 | 26,161 |
| Fair value of derivative instruments | 4,347,995 | 8,870,055 | (4,522,060) |
| Total noncurrent liabilities | \$ 66,885,402 | \$ 67,042,695 | \$ (157,293) |
| Total liabilities | \$ 106,799,813 | \$ 141,947,879 | \$ (35,148,066) |
| NET POSITION | | | |
| Invested in capital assets, net of related debt | 58,712,466 | 58,712,466 | - |
| Unrestricted (deficit) | 288,930,444 | 312,934,456 | (24,004,012) |
| Total Net Position | \$ 347,642,910 | \$ 371,646,922 | \$ (24,004,012) |
| Total Liabilities, Inflows, & Net Position | \$ 454,442,723 | \$ 513,594,801 | (59,152,078) |

Notes:

Cash & cash equivalents, Investments have increased due to Supplemental Medicaid payments, COVID-19 mitigation strategies: Advanced Medicare Payments, CARES Act Stimulus, Deferral of Employer FICA portion, Deferral of pension contributions, Investments have been subject to market value adjustments

Due from MUSC decrease due to earlier than scheduled collection of Supplemental Medicaid funds

Other current assets increase due to Supplemental Medicaid accrual

Other Assets - (Noncurrent) increase in collateral deposit for Swap

Land decreased due to the sale of Porcher's Bluff \$3.2M

Accounts payable includes \$1.5M accrual for estimated compliance refund

Accrued payroll withholdings includes FICA Employer Withholding being deferred

Accrued pension contribution includes Pension contribution deferral

Other accrued liabilities includes Deferred Revenue from receipt of Advanced Medicare Payments

Due to MUHA: funds owed for West Campus project

Due to MHA: CMMI Program funds to be transferred from UMA to MHA

Fair value of derivative instruments are adjusted to actuals quarterly

Carolina Family Care, Inc.
Including Carolina Primary Care Physicians & MUSC Health Partners
Executive Summary
For the two-month period ending August 31, 2020

Charges:

- **YTD-1% under budget and 2% under last year**
- Month of August: 3% under budget

Payment:

- **YTD-3% over budget and 1% over last year**
- Month of August: 8% over budget
- 37 Days in AR and \$66 per wRVU

Income/(Loss):

- Year to Date: \$.7M Operating Income; 3.7% Operating Margin
 - \$1.5M favorable variance to budget
 - (\$1.0M) unfavorable net clinical service revenue at RHN
 - \$1.7M favorable salaries, wages and benefits
 - \$529K Group Health surplus
 - COVID-19/layoffs impact to staffing levels
 - \$.5M favorable supplies

Balance Sheet:

- Current ratio: .6
- Net Position: (\$5.8M) decreased by (\$5.5M) compared to August 2019
- Assets decreased (\$7.9M) since August 2019
 - (\$9.3M) decrease in patient receivables due to Unbilled RHN receivables at YE 2019
- Liabilities decreased (\$2.5M) since August 2019
 - (\$7.4M) decrease in Due to MUHA – RHN
 - 2.3M increase in payroll accruals and withholdings
 - \$1M increase in Accounts Payable due to PLI accrual
 - \$1.3M increase in accrued liabilities due to Advanced Medicare payments deferred revenue

Carolina Family Care, Inc.
(Including Carolina Primary Care Physicians and MUSC Health Partners)
Statement of Revenues, Expenses and Changes in Net Position
For the Two Month Period Ending August 2020

| | August 2020 YTD Actual | August 2020 YTD Budget | August 2020 YTD Variance | % |
|--|---------------------------|---------------------------|-----------------------------|-------------|
| Operating revenues | | | | |
| Net clinical service revenue | \$ 10,889,034 | \$ 11,874,394 | \$ (985,360) | (8%) |
| Supplemental medicaid | 533,333 | 533,333 | - | 0% |
| Other operating revenue | 526,733 | 684,662 | (157,929) | (23%) |
| RHN provider practice strategic support | 4,642,572 | 4,210,365 | 432,207 | 10% |
| Salary reimbursment for RHCs | 538,212 | 654,101 | (115,889) | (18%) |
| Purchased services | 530,472 | 579,976 | (49,504) | (9%) |
| Total operating revenues | \$ 17,660,356 | \$ 18,536,831 | \$ (876,475) | (5%) |
| Operating expenses | | | | |
| Salaries, wages and benefits | 13,859,130 | 15,601,719 | 1,742,589 | 11% |
| Supplies | 436,629 | 938,370 | 501,741 | 53% |
| Contractual services | 575,385 | 523,625 | (51,760) | (10%) |
| Depreciation | 43,430 | 46,664 | 3,234 | 7% |
| Facility cost and equipment | 1,143,513 | 1,318,134 | 174,621 | 13% |
| Professional liability insurance | 451,773 | 417,381 | (34,392) | (8%) |
| Meals and travel | 2,552 | 19,023 | 16,471 | 87% |
| Faculty and staff recruitment | 5,665 | 1,423 | (4,242) | (298%) |
| MUSCP corporate shared services | 469,523 | 489,425 | 19,902 | 4% |
| Other expenses | 20,166 | 73,093 | 52,927 | 72% |
| Total operating expenses | 17,007,766 | 19,428,857 | 2,421,091 | 12% |
| Operating income (loss) | \$ 652,590 | \$ (892,026) | \$ 1,544,616 | 173% |
| Nonoperating revenue (expenses) | | | | |
| Investment income | 20 | - | 20 | 100% |
| Rental income | 4,851 | 5,041 | (190) | (4%) |
| Total nonoperating revenue (expenses) | \$ 4,871 | \$ 5,041 | \$ (170) | (3%) |
| Change in net position | \$ 657,461 | \$ (886,985) | \$ 1,544,446 | 174% |

Notes:

Other operating revenue variance related to New Provider Support

Salaries and benefits includes: \$529K group health insurance surplus; \$500K RHN salary favorable to budget because of the staffing levels affected by COVID-19/layoffs

Carolina Family Care, Inc.
including Carolina Primary Care Physicians and MUSC Health Partners

Statement of Net Position

ASSETS

| | August 31, 2019 | August 31, 2020 | Variance |
|--|----------------------|----------------------|-----------------------|
| Current assets: | | | |
| Cash and cash equivalents | \$ 4,511,548 | \$ 5,173,125 | \$ 661,577 |
| Receivables: | | | |
| Patient services - net of allowances for contractual adjustments of \$23,834,418 | | | |
| bad debts of \$5,208,511 | 13,165,013 | 3,903,006 | (9,262,007) |
| Due from the Medical University of South Carolina | 55,947 | 30,232 | (25,715) |
| Due from the Medical University Hospital Authority | 197,895 | 456,744 | 258,849 |
| Prepaid rent - MUSC Foundation | - | - | - |
| Other current assets | 977,707 | 2,076,703 | 1,098,996 |
| | <u>\$ 18,908,110</u> | <u>\$ 11,639,810</u> | <u>\$ (7,268,300)</u> |
| Total Current Assets | | | |
| Noncurrent assets: | | | |
| Capital assets: | | | |
| Furniture and equipment | 1,361,934 | 1,361,934 | - |
| Leasehold improvements | 2,862,009 | 2,641,766 | (220,243) |
| Computer software | 46,563 | 46,563 | - |
| Less: accumulated depreciation and amortization | (2,189,003) | (2,317,112) | (128,109) |
| Investment in partnerships | 989,223 | 737,845 | (251,378) |
| | <u>\$ 3,070,726</u> | <u>\$ 2,470,996</u> | <u>\$ (599,730)</u> |
| Total noncurrent assets | | | |
| | <u>\$ 21,978,836</u> | <u>\$ 14,110,806</u> | <u>\$ (7,868,030)</u> |
| Total Assets | | | |

Carolina Family Care, Inc.
including Carolina Primary Care Physicians and MUSC Health Partners

Statement of Net Position

LIABILITIES

| | August 31, 2019 | August 31, 2020 | Variance |
|---|----------------------|-----------------------|-----------------------|
| Current Liabilities | | | |
| Accounts payable | \$ 183,391 | \$ 1,219,306 | \$ (1,035,915) |
| Accrued payroll | 712,779 | 2,235,848 | (1,523,069) |
| Accrued payroll withholdings | 480,436 | 1,213,208 | (732,772) |
| Other accrued liabilities | 3,737,463 | 5,769,808 | (2,032,345) |
| Due to Medical University Hospital Authority | 117,851 | 28,685 | 89,166 |
| Due from MUSC Health Alliance | - | 44,464 | 44,464 |
| Due to UMA | 7,325,192 | 7,160,053 | 165,139 |
| Note Payable UMA/MHP | 209,000 | 166,859 | 42,141 |
| Due from MSV | 266,305 | (13,235) | 279,540 |
| Due to MUHA - RHN / RHN Settlement | 8,380,634 | 946,076 | 7,434,558 |
| Accrued compensated absences | 477,315 | 712,637 | (235,322) |
| Total current liabilities | \$ 21,890,366 | \$ 19,483,709 | \$ 2,495,585 |
| Noncurrent liabilities: | | | |
| Accrued compensated absences | 451,540 | 451,540 | - |
| Total noncurrent liabilities | \$ 451,540 | \$ 451,540 | \$ - |
| Total liabilities | \$ 22,341,906 | \$ 19,935,249 | \$ 2,495,585 |
| NET POSITION | | | |
| Capital stock and Additional paid-in capital | 32,270,000 | 32,270,000 | - |
| Invested in capital assets, net of related debt | 2,145,707 | 2,145,707 | - |
| Unrestricted (deficit) | (34,778,777) | (40,240,150) | (5,461,373) |
| Total Net Position | \$ (363,070) | \$ (5,824,443) | \$ (5,461,373) |
| Total Liabilities & Net Position | \$ 21,978,836 | \$ 14,110,806 | \$ (7,868,030) |

Notes:

Patient Receivables significantly higher due to Unbilled RHN receivables at end of 2019

Accounts payable includes accrual for \$818K PLI bill not paid until September

Other accrued liabilities includes \$1.3M Deferred Revenue from receipt of Advanced Medicare Payments

Due to MUHA - RHN includes the net advance from MUHA for RHN expenses and write-off of FY19 RHN shared services

Due to MHA: CMMI Program funds to be transferred from CFC to MHA

Carolina Family Care, Inc.
(Including Carolina Primary Care Physicians and MUSC Health Partners)
For the Two Month Period Ending August 2020

| | East Cooper Radiology FY 2020 (1) | GRTC FY 2020 (2) | Tidelands Neuro FY 2020 (3) | Regional Health Network FY 2020 (4) | Other MHP entities FY 2020 (5) | Carolina Family Care FY 2020 (6) | CFC Total FY 2020 sum of (1)-(6) |
|---|--|------------------------|--------------------------------------|--|---|---|---|
| Operating revenues | | | | | | | |
| Net clinical service revenue | \$ 241,776 | \$ - | \$ 103,340 | \$ 7,355,403 | \$ 8,275 | 3,180,240 | \$ 10,889,034 |
| Supplemental medicaid | - | - | - | - | - | 533,333 | 533,333 |
| Other operating revenue | 65 | - | - | - | - | 526,668 | 526,733 |
| RHN provider practice strategic support | - | - | - | 4,642,572 | - | - | 4,642,572 |
| Salary reimbursement for RHCs | - | - | - | 538,212 | - | - | 538,212 |
| Purchased services | (20,239) | 94,691 | 82,289 | 54,062 | 218,915 | 100,754 | 530,472 |
| Total operating revenues | 221,602 | 94,691 | 185,629 | 12,590,249 | 227,190 | 4,340,995 | 17,660,356 |
| Operating expenses | | | | | | | |
| Salaries, wages and benefits | 172,261 | 105,168 | 154,908 | 10,460,456 | (210,564) | 3,176,901 | 13,859,130 |
| Supplies | - | - | - | 287,070 | 398 | 149,161 | 436,629 |
| Contractual services | 10,317 | 125 | - | 445,210 | 5,388 | 114,345 | 575,385 |
| Depreciation | - | - | - | - | - | 43,430 | 43,430 |
| Facility cost and equipment | - | - | 9,094 | 821,518 | 9,490 | 303,411 | 1,143,513 |
| Professional liability insurance | 26,077 | 2,815 | 13,928 | 351,089 | 2,401 | 55,463 | 451,773 |
| Meals and travel | - | - | - | - | 1,007 | 1,545 | 2,552 |
| Faculty and staff recruitment | - | - | - | 5,666 | - | (1) | 5,665 |
| MUSCP corporate shared services | - | - | - | 215,556 | - | 253,967 | 469,523 |
| Other expenses | 12,947 | 854 | 7,699 | 3,684 | 3 | (5,021) | 20,166 |
| Total operating expenses | 221,602 | 108,962 | 185,629 | 12,590,249 | (191,877) | 4,093,201 | 17,007,766 |
| Operating income (loss) | \$ - | \$ (14,271) | \$ - | \$ - | \$ 419,067 | \$ 247,794 | \$ 652,590 |
| Nonoperating revenues (expenses) | - | - | - | - | - | 4,871 | 4,871 |
| Change in net position | \$ - | \$ (14,271) | \$ - | \$ - | \$ 419,067 | \$ 252,665 | \$ 657,461 |

Notes

(1) East Cooper Radiology income/losses are transferred to MSV where billings are made to East Cooper Hospital (\$220,176 per year) and MUHA. \$20K in income transferred to MSV YTD.

(2) Georgetown Hospital pays 18.5% of total collections to cover operating expenses of provider at GRTC

(3) MUHA and Tidelands have each been billed 50% of FY20 losses related to Tidelands Neurosciences. Total loss YTD is \$82K.

(4) MUHA funds 100% of deficit related to Regional Health Network

(5) Other non-Primary Care entities:

- (\$8K) Manager of Occupational Safety and Health - MUHA, MUSC and UMA provide support
- (\$2K) Institutional Advancement - lobbying costs
- \$529K Group Health Insurance
- (\$100K) Modern Minds

Carolina Family Care, Inc.
(Including Carolina Primary Care Physicians and MUSC Health Partners)
Regional Health Network
For the Two Month Period Ending August 2020

| | Florence Actual (1) | Marion Actual (2) | Chester Actual (3) | Lancaster Actual (4) | RHN Integ. Costs Actual (5) | RHN Consol. Actual sum of (1) - (5) | RHN Consol. Budget | RHN Consol. Variance |
|--|---------------------------|-------------------------|--------------------------|----------------------------|--------------------------------------|---|-----------------------|-------------------------|
| Operating revenues | | | | | | | | |
| Net clinical service revenue | \$ 5,318,408 | \$ 373,355 | \$ 884,792 | \$ 778,717 | \$ 131 | \$ 7,355,403 | \$ 8,349,430 | \$ (994,027) |
| Purchased services | 56,763 | (481) | (3,120) | 900 | - | 54,062 | 63,393 | (9,331) |
| Total operating revenues | \$ 5,375,171 | \$ 372,874 | \$ 881,672 | \$ 779,617 | \$ 131 | \$ 7,409,465 | \$ 8,412,823 | \$ (1,003,358) |
| Operating expenses | | | | | | | | |
| Salaries, wages and benefits | \$ 6,490,271 | \$ 842,681 | \$ 1,080,536 | \$ 1,931,084 | \$ 115,884 | 10,460,456 | 11,012,417 | 551,961 |
| Supplies | 151,311 | 50,233 | 47,486 | 37,707 | 333 | 287,070 | 548,130 | 261,060 |
| Contractual services | 21,161 | 6,326 | 296,376 | 113,942 | 7,405 | 445,210 | 200,900 | (244,310) |
| Facility cost and equipment | 490,861 | 80,180 | 90,558 | 159,919 | - | 821,518 | 916,090 | 94,572 |
| Professional liability insurance | 219,941 | 46,245 | 33,741 | 51,162 | - | 351,089 | 329,861 | (21,228) |
| Meals and travel | - | - | - | - | - | - | 3,606 | 3,606 |
| Faculty and staff recruitment | 4,889 | - | 108 | 669 | - | 5,666 | 840 | (4,826) |
| MUSCP corporate shared services | 146,052 | 13,308 | 26,836 | 29,360 | - | 215,556 | 235,459 | 19,903 |
| Other expenses | 2,559 | 1,125 | - | - | - | 3,684 | 29,986 | 26,302 |
| Allocation of integrated costs | 81,504 | 12,349 | 12,349 | 17,289 | (123,491) | - | - | - |
| Total operating expenses | 7,608,549 | 1,052,447 | 1,587,990 | 2,341,132 | 131 | 12,590,249 | 13,277,289 | 687,040 |
| Operating income (loss) | \$ (2,233,378) | \$ (679,573) | \$ (706,318) | \$ (1,561,515) | \$ - | \$ (5,180,784) | \$ (4,864,466) | \$ (316,318) |
| RHN provider practice strategic support | 2,233,378 | 141,361 | 706,318 | 1,561,515 | - | 4,642,572 | 4,210,365 | 432,207 |
| Salary reimbursement for RHCs | - | 538,212 | - | - | - | 538,212 | 654,101 | (115,889) |
| Change in net position | \$ - | \$ - | \$ - | \$ - | \$ - | \$ - | \$ - | \$ - |

Notes:

Purchased services in operating revenues includes Medical Directorships, FCALL payments, other salary reimbursements

Salary Reimbursement for RHCs: 4 Regional Health Clinics in the Marion region are fully reimbursed for salaries and other expenses by MUHA. Income is not recognized but reimbursed directly to MUHA.

**FY2021 MUSCP Due to/Due From
As of 8/31/20**

| | Outstanding Balance | Notes |
|--------------------------------|--------------------------------|---|
| 1. MUSCP/MUHA | | |
| MUSCP is due to pay MUHA | \$13,778,833 | Balance consists of monthly recurring activity |
| MUHA is due to pay MUSCP | \$5,012,538 | Balance consists of monthly recurring activity |
| Net: MUSCP is due to pay MUHA | \$8,766,295 | |
| 2. MUSCP/MUSC | | |
| MUSC is due to pay MUSCP | \$15,723,180 | Balance consists of monthly recurring activity |
| MUSCP is due to pay MUSC | \$30,420 | \$10k agency funds offset by monthly recurring activity |
| Net: MUSC is due to pay MUSCP | \$15,692,760 | |
| 3. CFC/MUHA | | |
| CFC is due to pay MUHA | 115,718 | Balance consists of monthly recurring activity |
| MUHA is due to pay CFC | 278,791 | Balance consists of monthly recurring activity. |
| Net: MUHA is due to pay CFC | 163,073 | |
| 4. CFC/MUHA - RHN | | |
| Total RHN accounts-Due to MUHA | \$946,075 | Net Advance from MUHA for RHN expenses. Also includes AR, salary, AP accruals (non-cash); rent agreements |
| 5. CFC/MUSC | | |
| MUSC is due to pay CFC | \$30,232 | Occupational Practice Manager Salary Reimbursement |
| 6. MHP/MUHA | | |
| MUHA is due to pay MHP | \$17,557 | Balance consists of monthly recurring activity |
| MHP is due to pay MUHA | \$37,383 | Balance consists of monthly recurring activity |
| Net: MUHA is due to pay MHP | (\$19,826) | |
| 7. MSV | | |
| MSV is due to pay CFC | 200,832.63 | Losses at EC Radiology |
| MSV is due to pay MUSCP | 16,165 | Balance consists of monthly recurring activity |

MEDICAL UNIVERSITY HOSPITAL AUTHORITY (MUHA) BOARD OF TRUSTEES
CONSENT AGENDA
October 9, 2020
101 Colcock Hall/Via Teleconference

Authority Operations, Quality and Finance Committee: Dr. Murrell Smith, Chair

Consent Agenda for Approval

Item 24. Appointments, Reappointments and Delineation of Privileges. Dr. Phillip Warr
Chief Medical Officer, MUHA

Item 25. Quality and Performance Improvement (QAPI) Plan Dr. David Bundy
Chief Quality Officer, MUSC Health-Charleston

Consent Agenda for Information

Item 26. Contracts and Agreements..... David McLean
Director, MUHA Legal Affairs

MUHA and MUSC Physical Facilities Committee: Mr. Bill Bingham, Chair

Consent Agenda for Information

Item 27. MUHA and MUSC FY2020 Active Projects >\$250,000 Greg Weigle
Chief Facilities Officer, MUSC

Item 28. MUSC Facilities Contracts Awarded Greg Weigle
Chief Facilities Officer, MUSC

Board of Trustees Credentialing Subcommittee July 28, 2020
The Medical Executive Committee reviewed the following applicants on July 15, 2020
and recommends approval by the Board of Trustees Credentialing Subcommittee effective 7.28.20

Medical Staff Initial Appointment and Clinical Privileges

| | | |
|-----------------------------|---------------------------|-----------------------|
| Ruth Adekunle, M.D. | Active Provisional | Medicine |
| Habib Asmaro, D.M.D. | Active Provisional | Oral & Maxillofacial |
| Austin Biggs, M.D. | Active Provisional | Pediatrics |
| Martin Burke, M.D. | Active Provisional | Anesthesiology |
| Alexander Busch, M.S. | Active Provisional | Psychiatry |
| Stephanie Cheeta, MD | Active Provisional | Pediatrics |
| Elizabeth Diaz, M.D. | Active Provisional | Pediatrics |
| Toros Dincman, M.D. | Active Provisional | Medicine |
| Gregory Franklin, II, M.D. | Active Provisional | Orthopaedics |
| Parneet Grewal, M.B.B.S. | Active Provisional | Neurology |
| Hamza Hashmi, M.D. | Active Provisional | Medicine |
| Katherine Herbert, M.D. | Active Provisional | Anesthesiology |
| Adam Hudepohl, M.D., | Provisional Affiliate CFC | Family Medicine |
| Anne Kroman, D.O. | Active Provisional | Medicine |
| Ashish Kurundkar, M.B.B.S | Active Provisional | Pathology & Lab. Med. |
| Stephanie Kwon, D.O. | Active Provisional | Pediatrics |
| Dalila Lewis, M.D. | Active Provisional | Pediatrics |
| William McManigle, M.D. | Active Provisional | Medicine |
| Sudeep Mehta, M.D. | Active Provisional | Orthopaedics |
| Joshua Edison Payne, M.D. | Active Provisional | Medicine |
| Nicolas Pope, M.D. | Active Provisional | Surgery |
| Emmi P Scott, Ph.D. | Active Provisional | Neurology |
| Nicholas Shaheen, III, M.D. | Active Provisional | Radiology |
| Janaina Souza, M.D. | Active Provisional | Pediatrics |
| Toby Beth Steinberg, M.D. | Active Provisional | Anesthesiology |
| Eric Culver Swanson, M.D. | Active Provisional | Anesthesiology |
| Karthik Tanneru, M.D. | Active Provisional | Urology |
| Rebecca Teague, M.D. | Active Provisional | Emergency Medicine |
| Ashley Waring, M.D. | Active Provisional | Medicine |
| Jordan Whatley, M.D. | Active Provisional | Pediatrics |
| Cameron Wilhoit, M.D. | Active Provisional | Medicine |
| Lucas Witer, M.D. | Active Provisional | Surgery |

Regional Providers Initial Appointments

| | | | |
|--------------------------|---|--------------|---------------|
| Nicholas Langan, M.D. | Provisional Affiliate- Colleague- Other | Surgery | RHN Lancaster |
| Michael McCann, D.P.M., | Provisional Affiliate- Colleague- Other | Orthopaedics | RHN Florence |
| Patricia O'Dierno, M.D. | Provisional Affiliate- Colleague- Other | Pediatrics | RHN Lancaster |
| James O'Kelly, M.D. | Provisional Affiliate- Colleague- Other | Urology | RHN Marion |
| Charlie Smith, III, M.D. | Provisional Affiliate- Colleague- Other | Surgery | RHN Florence |

Medical Staff Reappointment and Clinical Privileges

| | | |
|---------------------------|--------|--------------------|
| Robert Adams, M.D. | Active | Neurology |
| Rahul Argula, M.D. | Active | Medicine |
| Ryan Matthew Barnes, D.O. | Active | Emergency Medicine |
| Shayla Bergmann, M.D. | Active | Pediatrics |
| Patrick Cawley, M.D. | Active | Medicine |
| William Conway, M.D. | Active | Radiology |
| Lindsey Cox, M.D. | Active | Urology |
| Emily Cullen, M.D. | Active | Psychiatry |
| Betsy Davis, D.M.D. | Active | Otolaryngology |
| Terrence Day, M.D. | Active | Otolaryngology |
| Anca Dumitriu, M.D. | Active | Pediatrics |
| Elizabeth Emrath, M.D. | Active | Pediatrics |
| Charles Greenberg, M.D. | Active | Medicine |
| Lucinda Halstead, M.D. | Active | Otolaryngology |
| Heather Henderson, M.D. | Active | Pediatrics |
| Elizabeth Higgins, M.D. | Active | Medicine |
| Ling-Lun Hsia, M.D. | Active | Dermatology |

| | | | |
|--|---------------------------|-------------------------|---------------------------------|
| Libby Infinger, M.D. | Active | Neurosurgery | |
| Ian Kane, M.D. | Active | Pediatrics | |
| Carlene Kingston, M.D. | Active | Neurology | |
| Jerome Kurent, MD | Active | NRL | |
| Dustin LeBlanc, M.D. | Active | Emergency Medicine | |
| Chung Lee, M.D. | Active | Pediatrics | |
| Angello Lin, M.D. | Active | Surgery | |
| Andrew Matuskowitz, M.D. | Active | Emergency Medicine | |
| John McGillicuddy, M.D. | Active | Surgery | |
| Kimberly McHugh, M.D. | Active | Pediatrics | |
| Theodore McRackan, M.D. | Active | Otolaryngology | |
| Michelle Meglin, M.D. | Active | Obstetrics & Gynecology | |
| Satish Nadig, M.D., D.Phil | Active | Surgery | |
| Oana Nicoara, M.D. | Active | Pediatrics | |
| Christopher Nielsen, M.D. | Active | Medicine | |
| Sunil Patel, M.D. | Active | Neurosurgery | |
| Dag Pavic, M.D. | Active | Radiology | |
| Kenneth Payne, M.D. | Active | Medicine | |
| Alicia Privette, M.D. | Active | Surgery | |
| William Randazzo, M.D. | Active | Pediatrics | |
| Megan Redfern, M.D. | Active | Pediatrics | |
| Anand Sharma, M.B.B.S | Active | Radiation Oncology | |
| Jason Patrick Ulm, M.D. | Active | Surgery | |
| Leigh Vaughan, M.D. | Active | Medicine | |
| Conrad Williams, IV, M.D. | Active | Pediatrics | |
| Mathew Wooster, M.D. | Active | Surgery | |
| Lidia Yamada, M.D. | Active | Neurology | |
| Milad Yazdani, M.D. | Active | Radiology | |
| Nikki Yourshaw, M.D. | Active | Pediatrics | |
| Sanford Zeigler, M.D. | Active | Surgery | |
| Mallory Hudson Alkis, M.D. | Active Provisional | Obstetrics & Gynecology | |
| Joshua Arenth, M.D. | Active Provisional | Pediatrics | |
| Laura Bishop, D.O. | Active Provisional | Neurology | |
| Colleen Bressler, M.D. | Active Provisional | Pediatrics | |
| Sung Choi, M.D. | Active Provisional | Anesthesiology | |
| Rachel Delany, M.D. | Active Provisional | Psychiatry | |
| Andrew Fisher, M.D. | Active Provisional | Anesthesiology | |
| Tung Nguyen Giep, M.D. | Active Provisional | Pediatrics | |
| Tiffany Graham, M.D. | Active Provisional | Pathology & Lab. Med. | |
| Steven Kahn, M.D. | Active Provisional | Surgery | |
| Kimberly Kicielinski, M.D. | Active Provisional | Neurosurgery | |
| Eliza McElwee, M.D. | Active Provisional | Obstetrics & Gynecology | |
| Jessica McLaughlin, M.D. | Active Provisional | Obstetrics & Gynecology | |
| Kathleen McNally, D.D.S. | Active Provisional | Oral & Maxillofacial | |
| Gabrielle Musci, M.D. | Active Provisional | Anesthesiology | |
| Amanda Northup, M.D. | Active Provisional | Medicine | |
| Clinton Pillow, M.D. | Active Provisional | Anesthesiology | |
| Sarah Price, M.D. | Active Provisional | Family Medicine | |
| Laura Pruitt, M.D. | Active Provisional | Dermatology | |
| Shruti Puri, M.D. | Active Provisional | Medicine | |
| Charlotte Ivey Rivers, M.D. | Active Provisional | Radiation Oncology | |
| Deirdre Williams, D.D.S. | Active Provisional | Oral & Maxillofacial | |
| Roger Pons, M.D. | Affiliate | Medicine | |
| Jon Martin McGough, M.D. | Affiliate CFC - Colleague | Medicine | |
| Dustin Dalton, M.D. | Provisional Affiliate CFC | Medicine | |
| Katherine Foote, D.O. | Provisional Affiliate CFC | Medicine | |
| Suzann Weathers, M.D. | Provisional Affiliate CFC | Family Medicine | |
| Medical Staff Reappointment and Change in Clinical Privileges | | | |
| Jerome Kurent, MD | Active | NRL | Adding IV Thrombolytic |
| Medical Staff Change in Privileges | | | |
| Mathew Moake, M D | Active Provisional | EMM | Adding Ultrasound Priv. Missed |
| Emily DeGuzman, PA | Allied Health | ORS | Chg Depts Interstitial Hospital |

| Professional Staff Initial Appointment and Clinical Privileges | | | |
|---|---------------------------------------|--------------------|--------------|
| Mary A Bergen, LCSW | Provisional Allied Health | Psychiatry | |
| Andrea Hall, A.P.R.N. | Provisional Allied Health- Colleague- | Medicine | RHN FLORENCE |
| Professional Staff Reappointment and Clinical Privileges | | | |
| Claire Boring, M.S | Provisional Allied Health | Medicine | |
| Amanda Eblin, A.P.R.N. | Provisional Allied Health | Psychiatry | |
| Jacquelyn French, N.P. | Provisional Allied Health | Family Medicine | |
| Clarice Hauschildt, Au.D. | Provisional Allied Health | Otolaryngology | |
| Kathryn Kerley, M.S.N. | Provisional Allied Health | Neurosurgery | |
| Brittany Little, M.S.W. | Provisional Allied Health | Psychiatry | |
| Maegan Manson, A.P.R.N. | Provisional Allied Health | Medicine | |
| Danielle Prox, A.P.N. | Provisional Allied Health | Neurosurgery | |
| Catherine Bradley, Ph.D. | Allied Health | Pediatrics | |
| Catherine Durham, D.N.P. | Allied Health | Family Medicine | |
| Tina Dvoren-Baker, F.N.P. | Allied Health | Neurology | |
| Donna Embrey, C.R.N.A. | Allied Health | Anesthesiology | |
| Rochelle Judd, F.N.P. | Allied Health | Medicine | |
| Melissa Kellum, A.N.P. | Allied Health | Neurosurgery | |
| John Kenna, N.P. | Allied Health | Neurosurgery | |
| Samantha Kinninger, | Allied Health | Anesthesiology | |
| Tammy Lamont, C.R.N.A., | Allied Health | Anesthesiology | |
| Laura Lybarger, N.P. | Allied Health | Medicine | |
| Christopher Mart, | Allied Health | Radiation Oncology | |
| Dana M Szeles, Ph.D. | Allied Health | Neurology | |
| Megan Wallace, LISW-CP | Allied Health | Psychiatry | |
| Erin Wright, M.S.N. | Allied Health | Pediatrics | |
| Professional Staff Reappointment and Change in Privileges | | | |
| None | | | |
| Professional Staff Change in Privileges | | | |
| None | | | |

Board of Trustees Credentialing Subcommittee August 2020
The Medical Executive Committee reviewed the following applicants on August 19 2020
and recommends approval by the BOT Credentialing Subcommittee effective August 28 2020

Medical Staff Initial Appointment and Clinical Privileges

| | | |
|----------------------------|--------------------|-------------------------|
| Natalie Christian, M.D. | Active Provisional | Family Medicine |
| Arielle Abrams, Au.D. | Active Provisional | Otolaryngology |
| William Barrett, IV, D.O. | Active Provisional | Anesthesiology |
| Scott Benjamin, M.D. | Active Provisional | Pediatrics |
| Amanda Bunnell, M.D. | Active Provisional | Anesthesiology |
| Hannah Burrick, AuD | Active Provisional | Otolaryngology |
| William Carroll, M.D. | Active Provisional | Otolaryngology |
| Justin Chetta, M.D. | Active Provisional | Radiology |
| Jessica Connett, M.D. | Active Provisional | Dermatology |
| Colston Edgerton, M.D. | Active Provisional | Surgery |
| Sara Ewing, M.D. | Active Provisional | Anesthesiology |
| Erik Hansen, M.D. | Active Provisional | Orthopaedics |
| Erin Hayes, M.D. | Active Provisional | Psychiatry |
| Chakradhari Inampudi, M.D. | Active Provisional | Medicine |
| Natasha Juneja, M.D. | Active Provisional | Psychiatry |
| Kaylene King, AuD | Active Provisional | Otolaryngology |
| Barry Lifson, M.D. | Active Provisional | Urology |
| Nathalie Malcolm, M.D. | Active Provisional | Medicine |
| Lucas McDuffie, M.D. | Active Provisional | Surgery |
| Jeffrey Pu, M.D. | Active Provisional | Medicine |
| Taufiek Rajab, M.D. | Active Provisional | Surgery |
| Nicole Ritter, Au.D. | Active Provisional | Otolaryngology |
| Jerlinda Ross, M.D. | Active Provisional | Obstetrics & Gynecology |
| Daniel Scott, M.D. | Active Provisional | Orthopaedics |
| Purabi Sonowal, M.D. | Active Provisional | Pediatrics |
| Tara Van Leuven, M.D. | Active Provisional | Obstetrics & Gynecology |
| Rodney Williams, M.D. | Active Provisional | Medicine |

Regional Providers Initial

| | | |
|-----------------------|------------------------|-------------------------|
| Hatem Abdallah, M.D. | Colleague- Other | Surgery RHN Florence |
| Robbie Buechler, M.D. | Provisional Affiliate- | Neurology RHN Lancaster |

Medical Staff Reappointment and Clinical Privileges

| | | |
|-------------------------|--------|----------------|
| Sami Kasab, M.D. | Active | Neurology |
| Eric Berman, M.D. | Active | Ophthalmology |
| Deborah Bowlby, M.D. | Active | Pediatrics |
| Kirstin Campbell, M.D. | Active | Pediatrics |
| Emily Darr, M.D. | Active | Orthopaedics |
| Susan Dorman, M.D. | Active | Medicine |
| James Edwards, M.D. | Active | Psychiatry |
| Alison Ellis, M.D. | Active | Anesthesiology |
| Christopher Gross, M.D. | Active | Orthopaedics |
| Jonathan Halford, M.D. | Active | Neurology |
| Susan Harvey, M.D. | Active | Anesthesiology |
| Vanessa Hinson, M.D. | Active | Neurology |
| Laura Hollinger, M.D. | Active | Surgery |
| Michelle Hudspeth, M.D. | Active | Pediatrics |
| Walter James, IV, M.D. | Active | Medicine |
| Nagraj Kasi, M.D. | Active | Pediatrics |

| | | |
|------------------------------|---------------------------|-------------------------|
| Carlotta Lalich, M.D. | Active | Psychiatry |
| Scott Lindhorst, M.D. | Active | Neurosurgery |
| Mark Lockett, M.D. | Active | Surgery |
| Lilia Lovera, M.D. | Active | Neurology |
| Anbukarasi Maran, M.B.B.S | Active | Medicine |
| Pinckney Maxwell, IV, M.D. | Active | Surgery |
| Julie McSwain, M.D. | Active | Anesthesiology |
| Lisa Mims, M.D. | Active | Family Medicine |
| William Moran, M.D. | Active | Medicine |
| Robert Murphy, M.D. | Active | Orthopaedics |
| Samuel Oyer, M.D. | Active | Otolaryngology |
| David Powell, III, M.D. | Active | Neurosurgery |
| Kristoff Reid, M.D. | Active | Orthopaedics |
| Habib Rizk, M.D. | Active | Otolaryngology |
| Michel Sabbagh, M.D. | Active | Anesthesiology |
| Christine San Giovanni, M.D. | Active | Pediatrics |
| Lancer Scott, M.D. | Active | Emergency Medicine |
| Meron Selassie, M.D. | Active | Anesthesiology |
| Alison Smock, M.D. | Active | Neurology |
| David Soper, M.D. | Active | Obstetrics & Gynecology |
| Aylin Tansel, M.D. | Active | Medicine |
| Rachael Cowherd, M.D. | Active Provisional | Obstetrics & Gynecology |
| Dane Daley, M.D. | Active Provisional | Orthopaedics |
| Rindy Fernandes, D.O. | Active Provisional | Psychiatry |
| Natalie Freidin, M.D. | Active Provisional | Medicine |
| Burke Marshall Gallagher, | Active Provisional | Anesthesiology |
| Ezequiel Gleichgerrcht, M.D. | Active Provisional | Neurology |
| Ashley Hink, MD | Active Provisional | Surgery Gen Acute |
| Nicole McCoy, M.D. | Active Provisional | Anesthesiology |
| Travis Pecha, M.D. | Active Provisional | Anesthesiology |
| Christopher Pryor, M.D. | Active Provisional | Psychiatry |
| Eleanor Santy, D.O. | Active Provisional | Psychiatry |
| Allison Smith, M.D. | Active Provisional | Psychiatry |
| Nicole Sussman, MD | Active | Psychiatry Hospitalist |
| Dennis Vane, M.D. | Active Provisional | Surgery |
| Julia Arana West, M.D. | Active Provisional | Emergency Medicine |
| Allison Whalen, M.D. | Active Provisional | Pediatrics |
| Sarah Allen, M.D. | Affiliate - Colleague | Family Medicine |
| James Oliver, M.D. | Affiliate - Colleague | Obstetrics & Gynecology |
| Kelli Williams, M.D. | Affiliate CFC | Pediatrics |
| John Burk, M.D. | Provisional Affiliate CFC | Family Medicine |
| Michael Book, M.D. | Affiliate CFC - | Family Medicine |
| Scott Lloyd, M.D. | Affiliate CFC - | Family Medicine |
| Anemaria Lutas, M.D. | Affiliate CFC - | Medicine |

Medical Staff Reappointment and Change in Clinical Privileges

| | | | |
|--------------------|--------------------|------------------------|--|
| | | | adding General Acute Care Core Procedure Privs |
| Ashley Hink, MD | Active Provisional | Surgery Gen Acute | |
| Nicole Sussman, MD | Active | Psychiatry Hospitalist | Adding Child and Adolescent Core Privs |

Medical Staff Change in Privileges

| | | | |
|--------------------|--------|-----------------------------------|---|
| Brynn Donnelly, MD | Active | PEDS | Adding Neonatal Circumcision Privilege |
| | | | Adding Ped EMM to help cover shifts in |
| Ryan Barnes, MD | Active | EMM/PED EMM adding second dept | Peds ED |

Professional Staff Initial Appointment and Clinical Privileges

| | | |
|--------------------------|--------------------|--------------------|
| Jana MacDonald, P.A. | Provisional Allied | Emergency Medicine |
| Auryelle Ascue, M.S.N. | Provisional Allied | Anesthesiology |
| Patrick Bishop, C.R.N.A. | Provisional Allied | Anesthesiology |
| Lauren Costello, Au.D. | Provisional Allied | Otolaryngology |
| David Gonzalez, A.P.R.N. | Provisional Allied | Anesthesiology |
| Lisa Hahl, MSN, A.P.R.N. | Provisional Allied | Medicine |
| Scott Hurley, F.N.P. | Provisional Allied | Medicine |
| Penny Perez, N.P. | Provisional Allied | Surgery |
| Rosmary Ros-Demarize, | Provisional Allied | Pediatrics |
| Ryan Stone, P.A. | Provisional Allied | Emergency Medicine |
| Jason Williams, C.R.N.A. | Provisional Allied | Anesthesiology |

Professional Staff Reappointment and Clinical Privileges

| | | |
|---------------------------|--------------------|----------------|
| Ronald Acierno, Ph.D. | Allied Health | Psychiatry |
| Christina Baxter, N.N.P. | Allied Health | Pediatrics |
| Lauren Carter, Ph.D. | Allied Health | Psychiatry |
| David Comeau, DPT | Allied Health | Psychiatry |
| Lee Erbe, FNP | Allied Health | Medicine |
| David Fitzgerald, C.C.P. | Allied Health | Surgery |
| Mary Hegedus, D.N.P. | Allied Health | Neurology |
| James Hill, III, O.D. | Allied Health | Ophthalmology |
| Joshua Hillie, LCSW | Allied Health | Psychiatry |
| Jennifer Jones, C.R.N.A. | Allied Health | Anesthesiology |
| Rebecca Kilpatrick, Ph.D. | Allied Health | Psychiatry |
| Karen O'Brien, N.P. | Allied Health | Pediatrics |
| Ashleigh Petrides, D.N.P. | Allied Health | Pediatrics |
| Jennifer Runion, M.S.W. | Allied Health | Psychiatry |
| Mary Shearer, A.P.R.N. | Allied Health | Medicine |
| Julia Tatum, OT | Allied Health | Psychiatry |
| Sameer Tipnis, Ph.D. | Allied Health | Radiology |
| J Rhet Tucker, D.M.D. | Allied Health | Otolaryngology |
| Nancy Warren, Ph.D. | Allied Health | Psychiatry |
| Josh Whibley, P.A. | Allied Health | Orthopaedics |
| Allison Wilkerson, Ph.D. | Allied Health | Psychiatry |
| Annie Bass, P.A.C. | Provisional Allied | Surgery |
| Collin Warner Black, P.A. | Provisional Allied | Surgery |
| Cassandra Goyal, M.S.N. | Provisional Allied | Medicine |
| Kylie Hopkins, N.N.P. | Provisional Allied | Pediatrics |
| Jasmine Lenoci, P.A.C. | Provisional Allied | Psychiatry |
| Misty Lovell, A.P.N. | Provisional Allied | Pediatrics |
| Abby Mulay, Ph.D. | Provisional Allied | Psychiatry |

Board of Trustees Credentialing Subcommittee Sept 2020

The Medical Executive Committee reviewed the following applicants on Sept 16 2020
and recommends approval by the Board of Trustees Credentialing Subcommittee effective 9 28 20

Medical Staff Initial Appointment and Clinical Privileges

| | | | |
|----------------------------|------------------------|------------------------------|-----------------------|
| Michael Capata, M.D. | Active Provisional | Psychiatry | Charleston |
| Pramod Chopade, M.D. | Active Provisional | Neurology | Charleston |
| Amanda Hecker, M.D. | Active Provisional | Psychiatry | Charleston |
| Savannah Hurt, M.D. | Active Provisional | Anesthesiology | Charleston |
| Brian Orr, M.D. | Active Provisional | Obstetrics & Gynecology | Charleston |
| Mallory Raymond, M.D. | Active Provisional | Otolaryngology | Charleston |
| Virginia Richards, M.D. | Active Provisional | Pathology & Lab. Med. | Charleston |
| Mary Stoermann, D.O. | Active Provisional | Psychiatry | Charleston |
| Khaled Asi, M.D. | Active Provisional | Neurology | Charleston |
| Louis Gerena, M.D. | Active Provisional | Orthopaedics | Charleston |
| Christel Haberland, D.D.S. | Active Provisional | Oral & Maxillofacial Surgery | Charleston |
| Krutika Kuppalli, M.D. | Active Provisional | Medicine | Charleston |
| Deanna Lomax, D.O. | Active Provisional | Psychiatry | Charleston |
| Jimmy Suh, M.D. | Active Provisional | Neurology | Charleston |
| Carmine J Suppa, D.O. | Active Provisional | Pediatrics | Charleston |
| Joseph Thomas, M.D. | Active Provisional | Medicine | Charleston |
| Sejal Dave, M.D. | Provisional Affiliate- | Medicine | RHN Florence |
| Annoula Faidas, M.D. | Provisional Affiliate- | Medicine | RHN Florence |
| Manuel Gonzalez, M.D. | Provisional Affiliate- | Medicine | RHN Florence |
| Jean Marine, M.D. | Provisional Affiliate- | Orthopaedics | RHN Florence |
| Jose Plaza, M.D. | Provisional Affiliate- | Emergency Medicine | RHN Lancaster/Chester |
| Raunain Rahman, M.D. | Provisional Affiliate- | Emergency Medicine | RHN Lancaster/Chester |
| Frederick Romano, D.O. | Provisional Affiliate- | Emergency Medicine | RHN Lancaster/Chester |
| Hatem Abdallah, M.D. | Provisional Affiliate- | Surgery | RHN Florence |
| John Autry, D.O. | Provisional Affiliate- | Emergency Medicine | RHN Lancaster/Chester |
| Christopher Bewley, M.D. | Provisional Affiliate- | Emergency Medicine | RHN Lancaster/Chester |
| Phillip Blevins, M.D. | Provisional Affiliate- | Emergency Medicine | RHN Lancaster/Chester |
| Amartha Gore, M.D. | Provisional Affiliate- | Obstetrics & Gynecology | RHN Lancaster/Chester |
| Louis LeBlanc, M.D. | Colleague- Other | Emergency Medicine | RHN Lancaster/Chester |
| Jonathan Neuman, M.D. | Provisional Affiliate- | Emergency Medicine | RHN Lancaster/Chester |
| Adediji Osinloye, M.D. | Provisional Affiliate- | Medicine | RHN Lancaster/Chester |
| Gregory Rimmer, D.O. | Provisional Affiliate- | Emergency Medicine | RHN Lancaster/Chester |
| Abraham Rowson, M.D. | Provisional Affiliate- | Family Medicine | RHN Lancaster/Chester |
| Jeremy Simonsen, M.D. | Provisional Affiliate- | Emergency Medicine | RHN Lancaster/Chester |
| Ian Welsh, D.O. | Provisional Affiliate- | Emergency Medicine | RHN Lancaster/Chester |
| Cameron Wynn, M.D. | Provisional Affiliate- | Emergency Medicine | RHN Lancaster/Chester |

Medical Staff Reappointment and Clinical Privileges

| | | |
|------------------------|--------|----------------|
| Jan Basile, M.D. | Active | Medicine |
| Jeffrey Blice, M.D. | Active | Ophthalmology |
| Alice Boylan, M.D. | Active | Medicine |
| Thomas Brouette, M.D. | Active | Psychiatry |
| Ryan Byrne, M.D. | Active | Psychiatry |
| Clarice Clemmens, M.D. | Active | Otolaryngology |
| Evert Eriksson, M.D. | Active | Surgery |
| Virgilio George, M.D. | Active | Surgery |
| Mileka Gilbert, M.D. | Active | Pediatrics |
| Karen Hartwell, M.D. | Active | Psychiatry |
| Anna Hoffius, M.D. | Active | Pediatrics |

| | | | |
|---|-------------------------|-------------------------|---------------------------|
| Candi Jump, D.O. | Active | Pediatrics | |
| Thomas Kyle, III, M.D. | Active | Medicine | |
| Alain Looti, M.D. | Active | Neurology | |
| Henry Lemon, M.D. | Active | Pediatrics | |
| Anita Ramsetty, M.D. | Active | Family Medicine | |
| Charles Rittenberg, M.D. | Active | Obstetrics & Gynecology | |
| Sarah Schmitt, M.D. | Active | Neurology | |
| Nicholas Shungu, M.D. | Active | Family Medicine | |
| Jerry Squires, M.D. | Active | Pathology & Lab. Med. | |
| Istvan Takacs, M.D. | Active | Neurosurgery | |
| Jason Taylor, M.D. | Active | Anesthesiology | |
| David White, M.D. | Active | Otolaryngology | |
| Mohammad Al-mousily, | Active Provisional | Pediatrics | |
| Katerina Boucek, M.D. | Active Provisional | Pediatrics | |
| James Bowsher, M.D. | Active Provisional | Ophthalmology | |
| Frederick Boyer, D.O. | Active Provisional | Psychiatry | |
| Colleen Cotton, M.D. | Active Provisional | Dermatology | |
| Lori Huff, M.D. | Active Provisional | Pediatrics | |
| Danielle Macina, D.O. | Active Provisional | Pediatrics | |
| Michael Madaio, M.D. | Active Provisional | Medicine | |
| Kelly Matmati, M.D. | Active Provisional | Neurology | |
| Cynthia Oliva, M.D. | Active Provisional | Emergency Medicine | |
| Neil Patel, M.D. | Active Provisional | Neurology | |
| Michael Anderson, M.D. | Provisional Affiliate - | Radiology | RHN Florence |
| Medical Staff Reappointment and Change in Clinical Privileges | | | |
| Judith Skoner, M.D. | Active | Otolaryngology | Added Prescribe Chemo |
| Medical Staff Change in Privileges | | | |
| Earl Cummings, M.D. | Active | Emergency Medicine | Added Peds EMM Dept. |
| Heather Evans, M.D. | Active | Surgery | Added Robotic Assist Priv |
| Professional Staff Initial Appointment and Clinical Privileges | | | |
| Hannah Bieze, R.D. | Provisional Allied | MUHA Dietetic Services | |
| Bryttin Boyde, P.A. | Provisional Allied | Psychiatry | |
| Angela Brown, N.P. | Provisional Allied | Medicine | |
| Scott Alan Geer, P.A. | Provisional Allied | Medicine | |
| Kaitlin Carroll, P.A. | Provisional Allied | Orthopaedics | |
| Naajah Hughes, D.N.P. | Provisional Allied | Pediatrics | |
| Mallory Sessions, N.P. | Provisional Allied | Pediatrics | |
| James Holler, III, P.A. | Provisional Allied | Emergency Medicine | RHN Lancaster/Chester |
| Michael Geoffrion, F.N.P. | Provisional Allied | Emergency Medicine | RHN Lancaster/Chester |
| Professional Staff Reappointment and Clinical Privileges | | | |
| Karen Anderson, P.A.C. | Allied Health | Surgery | |
| Wendy Balliet, Ph.D. | Allied Health | Psychiatry | |
| Karin Bierling-Slowey, | Allied Health | Anesthesiology | |
| Alyssa Cleveland, C.R.N.A. | Allied Health | Anesthesiology | |
| Amy Cook, F.N.P. | Allied Health | Medicine | |
| Emily de Guzman, P.A.C. | Allied Health | Orthopaedics | |
| Deborah Disco, CPNP | Allied Health | Pediatrics | |
| Megan Fulton, P.A.C. | Allied Health | Family Medicine | |
| Anouk Grubaugh, Ph.D. | Allied Health | Psychiatry | |
| Tracy Halasz, P.N.P. | Allied Health | Pediatrics | |
| Dorthe Hall, LISW-CP | Allied Health | Psychiatry | |

| | | |
|-----------------------------|--------------------|-------------------------|
| Kasey Hamlin-Smith, Ph.D. | Allied Health | Pediatrics |
| Robin Leigh Hand, N.P. | Allied Health | Medicine |
| Elizabeth Johnson, F.N.P. | Allied Health | Family Medicine |
| Lester Kitten, C.R.N.A. | Allied Health | Anesthesiology |
| Jenna McCauley, Ph.D. | Allied Health | Psychiatry |
| Dennis Mckenna, C.R.N.A. | Allied Health | Anesthesiology |
| Michael Mostoller, P.A.C. | Allied Health | Radiology |
| Barbro O'Neil, C.R.N.A. | Allied Health | Anesthesiology |
| Melissa Paladino, C.R.N.A. | Allied Health | Anesthesiology |
| Amelia Rowland, C.N.M. | Allied Health | Obstetrics & Gynecology |
| Carrie Thompson, P.A.C. | Allied Health | Neurosurgery |
| Tiffany Wall, D.N.P. | Allied Health | Otolaryngology |
| Amy Wisse, D.N.P. | Allied Health | Medicine |
| Frances Woodard, P.N.P. | Allied Health | Pediatrics |
| Kimberly Wright, P.N.P. | Allied Health | Pediatrics |
| Kayleigh Zavadil, M.A. | Allied Health | Orthopaedics |
| Sarah Zemp, M.S.N. | Allied Health | Pediatrics |
| Meghan Ciccarelli, C.R.N.A. | Provisional Allied | Anesthesiology |
| Carrie Cormack, P.N.P. | Provisional Allied | Pediatrics |
| Shannon D'Alton, A.P.R.N | Provisional Allied | Pediatrics |
| Leia Elias, C.R.N.A. | Provisional Allied | Anesthesiology |
| Lauren Gillespie, C.R.N.A. | Provisional Allied | Anesthesiology |
| Emily Long, C.R.N.A., | Provisional Allied | Anesthesiology |
| Juliana Mello, C.R.N.A. | Provisional Allied | Anesthesiology |
| Kathryn Smith, C.R.N.A. | Provisional Allied | Anesthesiology |
| Carolyn Wahl, A.G.N.P.-C, | Provisional Allied | Surgery |

Professional Staff Reappointment and Change in Privileges

| | | | |
|-----------------------|---------------------------|------------|--|
| Christine Hahn, Ph.D. | Provisional Allied Health | Psychiatry | Add Child and Adolescent Core Privileges |
|-----------------------|---------------------------|------------|--|



MUSCHealth – Charleston

QUALITY AND PERFORMANCE

IMPROVEMENT (QAPI) PLAN

2020 - 2021

OVERVIEW:

The Medical University of South Carolina Health System (MUSCHealth) is committed to fostering an environment that promotes high quality care in all its domains: safe, timely, effective, equitable, efficient, and patient centered, in all locations of care. This commitment has developed into an institutional strategy that aligns governance, managerial and clinical support functions and personnel to continually assess our performance and proactively identify opportunities for enhancing quality and safety.

MUSC is comprised of six colleges; MUSC Physicians (practice plan); the MUSC Medical Center (or Medical University Hospital Authority, MUHA); four community hospitals; joint ventures, and affiliate partners. The MUSCHealth clinical enterprise consists of all entities that are directly related to providing patient care. **This plan focuses specifically on the MUSCHealth – Charleston Division.**

This Quality and Performance Improvement (QAPI) Plan establishes the framework and structure for continually and systematically planning, designing, measuring, assessing and improving performance of system-wide key functions and processes that support high quality and safe patient care within the MUSCHealth clinical enterprise. Central components of this network are as follows:

- Incorporate quality and safety planning throughout the enterprise;
- Create an organizational structure that allows units to integrate their improvement efforts and collaborate across unit and departmental boundaries;
- Communicate improvement efforts throughout the enterprise to foster institutional learning and encourage innovation and problem-solving at the unit level;
- Assure project prioritization, process design and redesign are consistent with the mission, vision and values;
- Foster institutional self-assessment exercises that benchmark our performance against best practices in all facets of quality and safety;
- Promote evidence-based practice and high value care in all we do;
- Integrate error reduction and reliability procedures in all healthcare processes;
- Integrate the utilization of performance improvement principles in the daily activities of the workplace;
- Integrate the principles of High Reliability in all we do;
- Continuously enhance a Culture of Safety (Just Culture, Learning Culture, and Reporting Culture), continuous learning, and leadership engagement in all areas (components of High Reliability; Appendix B);
- Link the education of our students, trainees and care team members to the science of quality and safety;
- Foster and support innovative approaches to enhance quality and safety;
- Enhance interprofessional team training and team work;
- Foster patient engagement as a safety strategy;
- Encourage provider wellness and safety programs as a safety strategy;
- Foster research and implementation science that critically examines how to improve quality and safety.

MUSC HEALTH GOALS:

STRATEGIC GOAL:

We will be South Carolina's most preferred integrated health system

OPERATIONAL GOALS:

Service: Serving the public with compassion, respect, and excellence

People: Fostering team pride and loyalty

Quality and Safety: Providing high quality and highly reliable patient care across all domains

Finance: Providing the highest value to patients while ensuring financial stability

Growth: Growing to meet the needs of those we serve

Innovation: Developing new ideas and practices

MISSION STATEMENTS:

The MUSC mission statement: To improve the health of those we serve through the highest quality patient care, excellence in education, and innovation research.

The Quality mission statement: Use evidence-based practice, high reliability techniques, and innovation to ensure the highest value care for every patient.

VISION STATEMENTS:

The MUSC vision statement: Leading health innovation for the lives we touch

The Quality vision statement: Through influence and leadership, inspire the MUSC community to believe and achieve the highest value care for every patient

ORGANIZATIONAL VALUES:

The clinical enterprise relies upon a core set of values to achieve its stated mission. These values are as follows:

Compassion
Teamwork
Diversity
Accountability
Innovation

QUALITY DEFINITION:

The clinical enterprise adopts the Institute of Medicine's definition of quality which is "the degree to which health services for individuals and populations increase the likelihood of desired health outcomes and are consistent with current professional knowledge". All domains of quality as noted by the IOM are adopted: safe, timely, effective, efficient, equitable, and patient-centered.

ORGANIZATIONAL QUALITY REVIEW GOVERNANCE:

Quality and Safety is an interdisciplinary structure that drives and coordinates all improvement activities of the domains of quality within the enterprise. This structure represents a systematic organization-wide approach to planning for quality results. Through various committees and communication channels, improvement efforts are identified, prioritized, and quantified.

In general, there are two types of performance improvement projects. The first are the large-scale, organization-wide performance improvement projects. These projects are initiated by senior management to support key strategic and operational objectives. The second types of projects are the smaller-scale, service projects. These smaller projects are initiated from within any component of the organization and are reported in the component's operational committees. When organization-wide projects are launched or completed, project milestones are approved by the Quality Executive Committee (QEC), comprised of ICCE and senior leadership. Project progress is monitored/reported to the Quality IMPROVE committee, comprised of leaders from quality, performance improvement, ICCE units, and strategic partners.

The full quality agenda is monitored extensively by the QEC and the MEC. The QEC agenda is separated into four sections:

1. Event Reviews
2. IMPROVE projects
3. QAPI Reports
4. Strategic quality area reports

Event Reviews

All significant events are investigated by MUSCHealth risk-safety team, by means of a thorough and credible Root Cause Analysis (RCA) to determine whether the events are deemed a sentinel or serious safety event as defined in MUHA policy C-49. All event action plans are reviewed and approved by both the MEC and QEC. All action plans are assigned a champion, a process owner, and a performance improvement facilitator. The champion is expected to eliminate barriers in the implementation of the remedy. The process owner is expected to lead the team. The facilitator is expected to assist the process owner in adhering to the IMPROVE format (Appendix A).

IMPROVE Projects

IMPROVE projects are focused performance improvement projects that follow our IMPROVE methodology, which are identified by:

- Patients and families - Through complaints, comments or patient satisfaction surveys.
- Care team members at all levels - Through voluntarily occurrence reports (patient safety intelligence), from representatives on quality committee, culture of safety survey or employee engagement survey.
- Senior Leadership – When performance on goals falls below target

- External Benchmarks – From review of quality / safety benchmark reports from external agencies or registries
- Regulatory Agencies and Healthcare Payors - The Joint Commission, Center for Medicare and Medicaid Services, Department of Health and Environmental Control, and other Health Care Payors.

Before a project can become a formal IMPROVE project, it is brought before the Quality IMPROVE committee and approved as a project. This is done to ensure interdisciplinary assessment of the project in order to properly assign resources and expectations of completions. All projects are assigned a champion, a process owner, and a qualified facilitator.

QAPI Reports

Each ICCE and functional area has an active and high functioning QAPI. The QAPI is chaired by the ICCE Chief or quality designee. The purpose of the QAPI is to identify quality opportunities and close gaps. The QAPI should focus on 4 primary areas: (1) quality metrics that are publicly reported (2) quality metrics that are aligned with the strategic priorities of the unit (3) quality opportunities identified from a serious / sentinel event or regulatory survey (4) the creation, dissemination, and measurement of Value-based Ideal Care plans.

Strategic area quality reports

Other areas that are strategically important to the quality structure will also report to QEC, based on existing subcommittee infrastructure. Examples include Patient Safety, Infection Prevention, and the Value Institute.

MAJOR COMMITTEE GOVERNANCE:

Board of Trustees:

The MUSC Board of Trustees is responsible of the quality of patient care provided. The Board of Trustees requires the medical staff to implement and report on the activities and mechanisms for monitoring, assessing and evaluating patient safety practices and the quality of patient care, for identifying and resolving problems and for identifying opportunities to improve patient care and services or performance throughout the facility.

The Board of Trustees is supported by the MUSC policies, Medical Staff Bylaws and this QAPI Plan. The MUSC Board of Trustees delegates and directs the Hospital Administration and the Medical Staff to:

- Recommend the strategic direction.
- Require reports and mechanisms for monitoring and evaluating the quality of patient care services to include the frequency of monitoring.
- Provide resources and support systems for performance improvement functions related to patient care services and safety.
- Require mechanisms to assure that all patients with the same health problem are receiving comparable levels of care in MUSCHealth.
- Review information needed to educate the Board members about their responsibility for the quality and safety of patient care.
- Evaluate the Quality and Performance Improvement (QAPI) Plan every other year.

The Medical Executive Committee (MEC):

The MUSC Medical Center MEC is comprised of senior physician and administrative leadership from all components of the clinical enterprise. The MEC has responsibility for overseeing, supporting, and evaluating the quality and safety structure and outcomes. This committee is the structure that ensures medical staff leadership and involvement in performance improvement and that ensures coordination and accountability among department chairpersons, faculty, and residents. The MEC delegates the responsibility of physician performance improvement to the Department Chairpersons. More specifically, the purpose of the MEC is to ensure high quality, safe, patient-centered, cost-effective care throughout the MUSC's clinical enterprise.

The MUSCHealth Quality Executive Committee (QEC):

The MUSCHealth QEC, made up of senior leadership representing each of the ICCE units as well as other functional areas, oversees and coordinates the performance assessment and improvement activities within the organization. This group ensures that improvements are planned, designed, measured, analyzed, and sustained. More specifically, the QEC:

- Operationalizes improvement activities that are consistent with the MUSCHealth Strategic Plan.
- Receives reports and takes action on issues and initiatives that address each of the domains of quality.
- Uses performance data in the design and evaluation of new services or programs.

- Identifies improvement actions to be taken, assigns responsibility for each action, and ensures accountability for follow through.
- Oversees analyses of sentinel and serious safety events and ensures appropriate risk reduction strategies are implemented.
- Oversees organizational proactive risk assessment (example - Failure Mode Effects and Analysis) and ensures appropriate risk reduction activities.
- Selects, prioritizes, and monitors the progress of the organization-wide quality improvement projects.
- Allocates financial resources necessary to support organization-wide quality improvement projects.
- Manages the flow of information to ensure effective communication and follow-up.
- Communicates performance assessment information and improvement activities to the MEC and MUSC Board of Trustees.
- Ensures that the quality and safety infrastructure meets regulatory standards.
- Supports QAPIs in meeting organizational goals

QAPI TEAMS:

Each ICCE unit and functional area at MUSC has a QAPI, whose mission is to achieve and surpass benchmarks for their specific area. Each QAPI is chaired by the ICCE Chief or relevant quality designee. Each QAPI regularly meets to review current performance and create-implement improvement plans to close any gaps in performance.

Specific Responsibilities:

- Ensure progress to closing identified gaps in performance for their area of responsibility.
- Develop improvement plans and remove barriers to effective action.
- Collaborate with other units/areas as needed.
- Report progress quarterly to QEC.
- Each QAPI team should focus on 4 primary areas:
 - quality metrics that are publicly reported
 - quality metrics that are aligned with the strategic priorities of the QAPI
 - quality opportunities identified from a serious / sentinel event or regulatory survey
 - the creation, dissemination, and measurement of Value-based Ideal Care plans

The Quality Improve Committee:

The IMPROVE Committee is made up of senior leaders, administrators, directors, appropriate physician leaders, and performance improvement leadership and team members. This committee oversees the quality IMPROVE process and ensures that the process adheres to a standard quality improvement methodology. The Committee receives IMPROVE projects from the QEC, schedules timely review of the projects, ensures that the actions are appropriate to the identified problem and completed in a timely manner. The Committee makes recommendations to the QEC to modify the original charge if necessary, close out the project, or convert to a QAPI-related activity (or other governance group).

COMMUNICATION STRATEGIES:

Effectively communicating quality and safety performance horizontally and vertically is extremely important to ongoing engagement and improvement efforts. As such, the Quality and Safety structure has developed a repertoire of communication modalities and techniques

- Daily Check In (DCI): This is a daily communication modality to “look back” and “look ahead” for any threats to the safety or operations of the enterprise. Leaders from all areas gather information from area huddles and report out in “roll call” fashion to the DCI, then cascade any relevant information to their respective areas.
- Safety Rounds: These are weekly rounds by leaders from all support areas (safety, risk, infection prevention, IT, security, pharmacy, etc.) to front line in all areas, to identify and resolve any and all issues identified as threats to patient or care team safety. Many issues are resolved during rounds; others are assigned an “owner” and progress is reported back to the area leader to inform their team of progress being made on safety issues. In between rounds, issues can be communicated by anyone by email to: patientsafety@musc.edu.
- Safely Speaking: This is a daily email-based communication that covers an evidence-based tool, technique, innovation, or idea that can enhance patient or care team safety. The purpose is daily recognition and awareness of safety issues and efforts within the enterprise.
- Clinical connections: This is a weekly email-based communication modality that covers a quality-safety section, with an intended audience of physician providers (including residents).
- GME: Quality reports are communicated to trainees and program directors at each and every monthly program director and chief resident meeting.

- Onboarding: Quality and safety education and operations are conveyed to each and every new care team member via their respective orientations (physicians, GME, leaders, and care team members).
- Other: Quality and safety reports are part of standing agenda items at each and every of the following meetings: Board of Trustees, Medical Executive Committee (MEC), Administrator-Director-Manager (ADM), and Physician Leader meetings.

PERFORMANCE IMPROVEMENT METHODOLOGY:

In an effort to continually improve organizational performance and maintain the safety and quality of patient care, MUSCHealth evaluates the development of new processes as well as the redesign or improvement of existing processes. A systematic approach is utilized to:

- Problem solve, identify the new process or potential improvement.
- Assess/test the strategy for change.
- Analyze data from the test (to determine if the change produced the desired result).
- Implement the improvement strategy system-wide when applicable.
- Monitor for sustained change.

All improvement projects use the IMPROVE model described below and are documented via the tools on the Performance Improvement web page and appendix A:

<https://horseshoe.musc.edu/clinical/quality/organizational-excellence/performance-improvement>

MUSCHealth also recognizes other standard quality improvement methodologies including LEAN and Six Sigma and ensures that the Performance Improvement Department has appropriate competencies in these areas.

SELECTION OF QUALITY IMPROVEMENT PRIORITIES:

Organizational quality improvement priorities are selected both proactively and in response to problems that are identified through ongoing assessment of data and analysis of adverse events. More specifically, the following sources of information are used to identify improvement opportunities:

- Strategic planning process
- Benchmark and other external comparative data
- Patient satisfaction data/complaints or concerns from patient-family advisory councils
- Employee concerns or complaints
- Occurrences, near misses and unsafe conditions from voluntary reporting
- Sentinel events
- Serious Safety events
- Other performance data from quality registries or benchmarking databases
- Common cause analyses from voluntary reporting
- Surveys of care team member engagement and culture of safety
- Risk areas or events from other organizations or entities
- Claims data
- Unit-identified concerns or system vulnerabilities
- Concerns or system vulnerabilities identified from any existing communication modalities (feedback from safety rounds, safely speaking, daily check in, unit huddles)
- Concerns or system vulnerabilities identified from mortality reviews
- Concerns identified through the compliance hotline or human resources

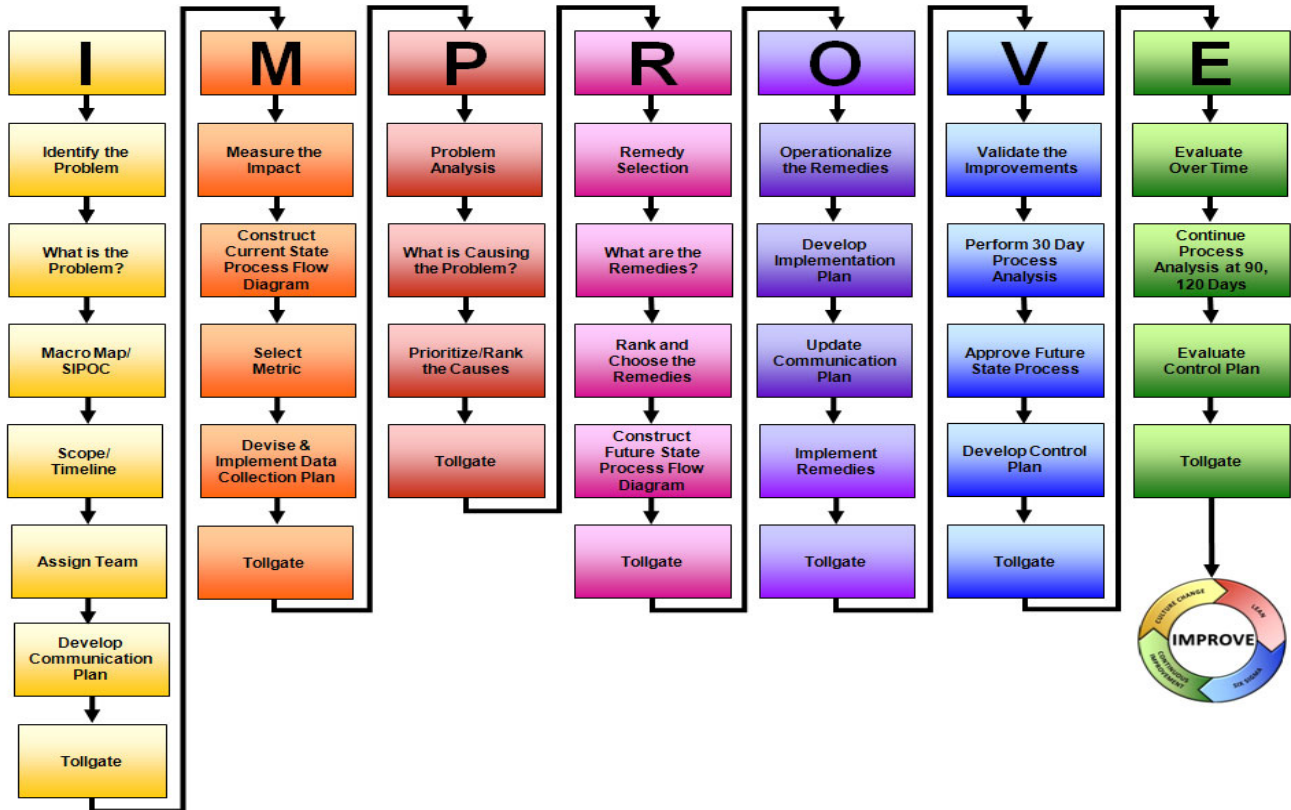
ANNUAL EVALUATION:

The Quality and Performance Improvement (QAPI) Plan will be reviewed and by the Quality Executive Committee (QEC) and the Medical Executive Committee (MEC) annually.

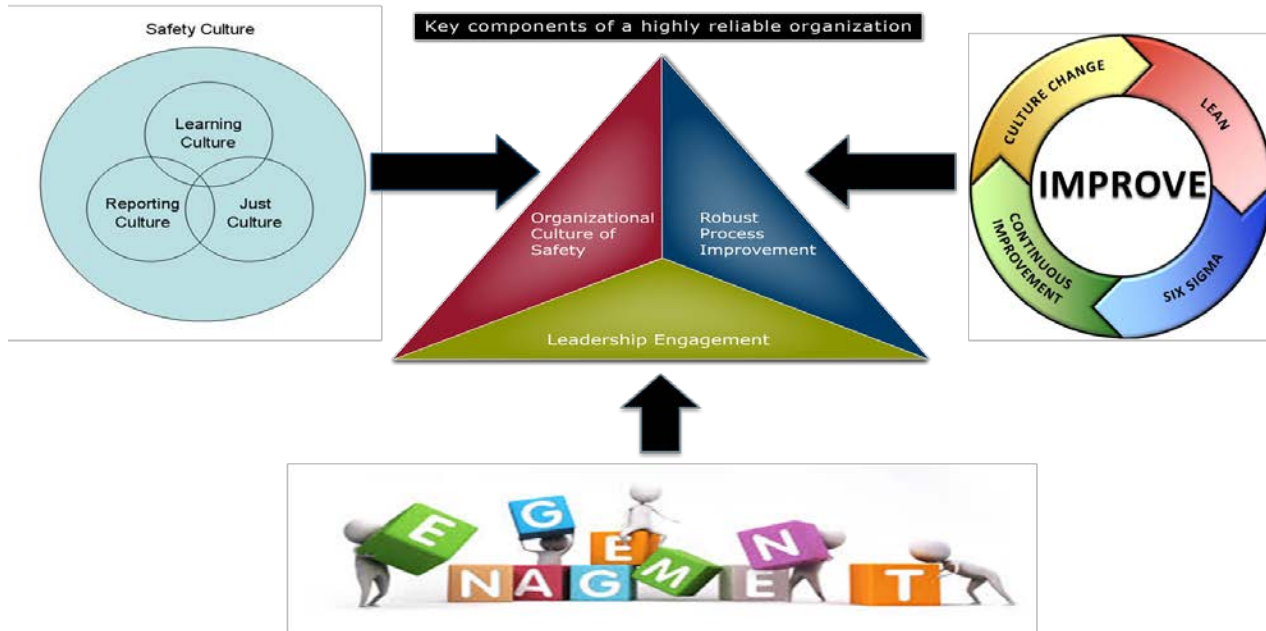
Approvals:

| | |
|-----------------------------|--------------------|
| Quality Executive Committee | DATE: May 19, 2020 |
| Medical Executive Committee | DATE: May 20, 2020 |
| MUSC Board of Trustees | DATE: |

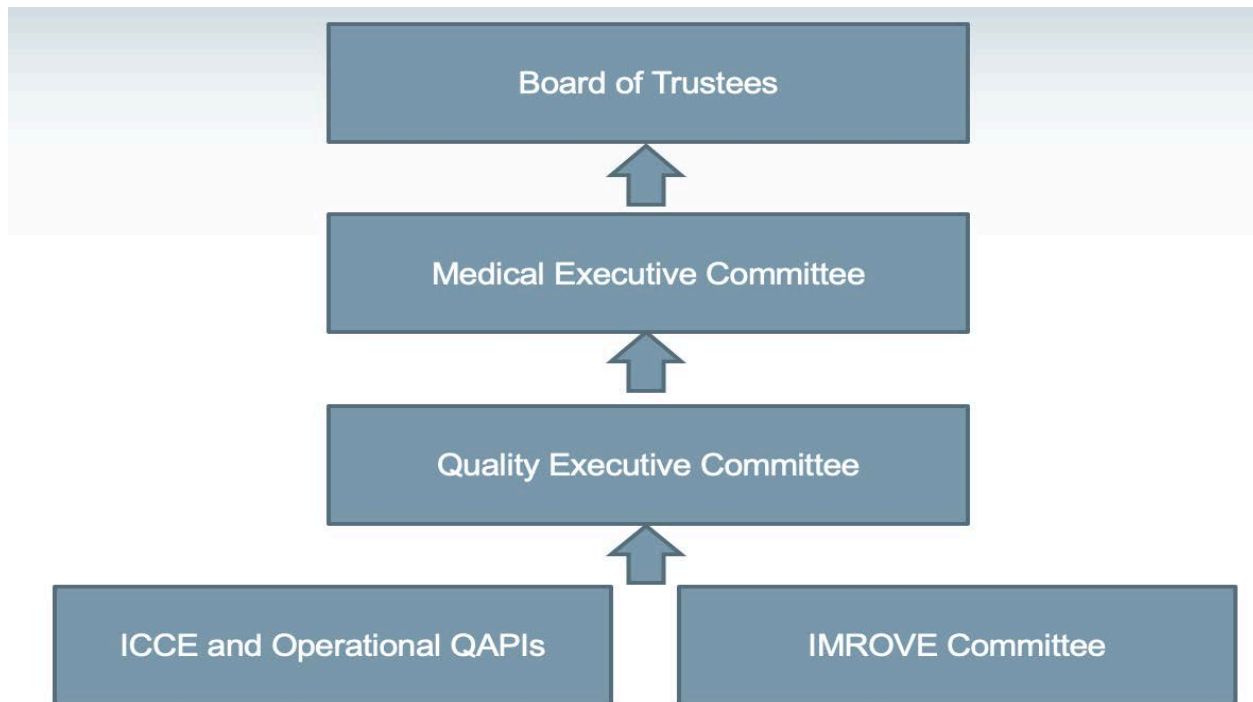
APPENDIX A: Performance Improvement methodology



APPENDIX B: Framework for High Reliability



APPENDIX C: Quality and Safety Governance Structure



**AGREEMENTS ENTERED INTO BY
THE MEDICAL UNIVERSITY HOSPITAL AUTHORITY
SINCE AUGUST 2020 MEETING OF THE BOARD OF TRUSTEES**

Hospital Services - Any contract involving the exchange of Hospital services either for money or other services.

Managed Care - The Medical Center has entered a Managed Care Agreement with the following:

VA
ATC Healthcare Services, Inc
Cigna
Blue Cross and Blue Shield of South Carolina

Transplant Agreements - For the institution(s) listed below, the Medical Center Transplant Unit agrees to provide tissue typing and transplantation to those patients who are medically suitable and to follow those patients in the transplant clinic at MUSC.

Transfer Agreements - MUHA agrees to accept the admission of individuals requiring specialized care and meet certain criteria from the following facilities:

FRESENIUS MEDICAL CARE WALTERBORO
Dialysis Clinic Inc. (DCI)
BHM Palmetto Village of Chester
Wake Forest University Baptist Medical Center

Affiliation Agreements –

Academy of Career Technologies – Marion County School of Practical Nursing
Frontier Nursing University, Inc.
South Piedmont Community College
HORRY-GEORGETOWN TECHNICAL COLLEGE
ECPI UNIVERSITY
Marywood University
ANDERSON UNIVERSITY
Western New England University
Old Dominion University (2017)

Shared Services Agreements –

| MUHA FY21 Capital Projects >\$250,000 - October 2020 | | | | | | | | | |
|--|--|----------------------|--------------|----------------|---------------|--------|------------|---------------|----------------------------|
| Proj # | Description | Total Project Budget | FY21 Funding | FY 21 Invoiced | FY 21 Balance | A/E | Contractor | Status | Projected Final Completion |
| 200035 | CH Phase 2 Lab Renovation | \$2,000,000 | \$1,290,000 | \$0 | \$1,290,000 | GMC | Stenstrom | Construction | April 2021 |
| 170047 | ART ECRP Phase 2 & Holding | \$925,000 | \$925,000 | \$0 | \$925,000 | | | | TBD |
| 180112 | UH 4th Floor Burn Clinic | \$500,000 | \$375,000 | \$0 | \$375,000 | C5P | Redan | Construction | September 2020 |
| 200033 | CH 6th Floor NES Room 1 | \$700,000 | \$650,000 | \$0 | \$650,000 | JSA | MBK | Construction | December 2020 |
| 190064 | ART CPC | \$3,000,000 | \$1,144,000 | \$0 | \$1,144,000 | MPS | CSG | Construction | November 2020 |
| 190085 | ART EP 6/7 | \$900,000 | \$810,000 | \$0 | \$810,000 | Liollo | Medpro | Construction | October 2020 |
| 190071 | UH 377 MRI Replacement | \$600,000 | \$489,000 | \$0 | \$489,000 | C5P | Satchell | Construction | March 2021 |
| 190093 | RT Memory Care (Donor Funded Project) | \$900,000 | | \$0 | \$0 | Doyle | Medpro | Construction | October 2020 |
| 210016 | Cath Lab 10 | \$475,000 | \$475,000 | \$0 | \$475,000 | Liollo | | Design | April 2021 |
| 210016 | Cath Lab 13 | \$475,000 | \$475,000 | \$0 | \$475,000 | Liollo | | Design | April 2021 |
| 210016 | ART Gamma camera room | \$250,000 | \$250,000 | \$0 | \$250,000 | Liollo | | Design | April 2021 |
| | CH-VIR 5th Floor (Room 3) | \$250,000 | \$250,000 | \$0 | \$250,000 | | | 3rd Qtr Start | TBD |
| | CH-IR Angio 5th Floor (Room 2) | \$250,000 | \$250,000 | \$0 | \$250,000 | | | | TBD |
| 190067 | Parkshore 3rd Floor Reno East (Sute 350) | \$1,323,972 | \$1,323,972 | \$0 | \$1,323,972 | MPS | | Bidding | March 2021 |
| | Parkshore 1st Floor Renovation | \$335,141 | \$335,141 | \$0 | \$335,141 | | | | TBD |
| | Parkshore 3rd Floor West Renovation | \$337,792 | \$150,000 | \$0 | \$150,000 | | | | TBD |
| | Sleeplab | \$1,000,000 | \$850,000 | \$0 | \$850,000 | | | | TBD |
| | CH - Cooling Tower | \$2,500,000 | \$393,443 | \$0 | \$393,443 | | | | TBD |
| | UH- Relocate ATC | \$250,000 | \$250,000 | \$0 | \$250,000 | | | | TBD |
| | | | | | | | | | |
| | CAPITAL TOTAL | | \$10,685,556 | | | | | | |
| MUHA FY21 Expense Projects > \$250,000 | | | | | | | | | |
| Proj # | Description | Total Project Budget | FY21 Funding | FY 21 Invoiced | FY 21 Balance | A/E | Contractor | Status | Projected Final Completion |
| 190036 | Parkshore Exterior Sealing | \$350,000 | \$350,000 | \$100,000 | | BEE | Mint Hill | Construction | October 2020 |

University Active Project List > \$250,000 - October 2020

Approved Projects

| Project # | Description | MUSC Approved Budget | Funds Committed to Date | Balance to Finish | A/E | Contractor | Status | Projected Final Completion |
|-----------|---|----------------------|-------------------------|-------------------|--------------|----------------|----------------------------------|----------------------------|
| 9834 | IOP Chiller # 2 Replacement | \$2,500,000 | \$281,775 | \$2,218,225 | MECA | | Bidding | December 2021 |
| 9835 | Energy Performance Contract | \$30,000,000 | \$28,395,274 | \$1,604,726 | Ameresco | Ameresco | Construction | June 2021 |
| 9840 | BSB Envelope Repairs (Roof) | \$7,000,000 | \$2,610,700 | \$4,389,300 | REI | Bone Dry | Construction | July 2021 |
| 9841 | SEI Chiller Replacement | \$2,500,000 | \$2,493,746 | \$6,254 | MECA | McCarter | Construction | March 2021 |
| 9845 | BSB Replace AHU 5 and 3 with new AHU | \$1,200,000 | \$1,200,000 | \$0 | RMF | Triad | Design | August 2021 |
| 9846 | Pharmacy Addition/Innov Instruc Classroom Renov | \$58,000,000 | \$5,230,368 | \$52,769,632 | Compass 5 | Whiting Turner | Design Complete, GMP in progress | August 2022 |
| 9847 | HCC Mechanical Systems Replacement | \$3,500,000 | \$263,700 | \$3,236,300 | RMF | | Bidding | December 2020 |
| 9848 | BSB Replace AHU #4 and #4A (serve animal area) | \$1,200,000 | \$63,000 | \$1,137,000 | RMF | | Bidding | December 2020 |
| 9851 | BSB AHU #1 Replacement | \$4,950,000 | \$60,750 | \$4,889,250 | TBD | | Phase 2 SFAA Approval pends | December 2021 |
| 9852 | MUSC Combined Heat & Power Facility | \$1,500,000 | \$0 | \$1,500,000 | Ameresco | | Phase 1 Design Contract Pends | TBD |
| 50077 | DDB Exterior Envelope Repairs | \$650,000 | \$554,000 | \$96,000 | BEE | Watts | Construction | December 2020 |
| 50082 | PG2 Elevator Renovation | \$750,000 | \$475,000 | \$275,000 | E&F in house | American | Construction | December 2020 |
| 50085 | Misc Roof Replace/Repairs | \$400,000 | \$40,000 | \$360,000 | BEE | | Design | June 2021 |
| 50086 | UH to Quad F & HCC CW Connection (Item 5) | \$921,452 | \$48,750 | \$872,702 | MECA | | Bidding | June 2021 |
| 50087 | CSB & UH 10 " CW Connection (Item 12) | \$814,252 | \$28,500 | \$785,752 | MECA | | Bidding | June 2021 |
| 50095 | T-G Humidifier Replacement | \$700,000 | \$33,000 | \$667,000 | RMF | | HOLD for protest | June 2021 |
| 50096 | Walton ATS Replacement | \$600,000 | \$40,000 | \$560,000 | RMF | | Bidding | June 2021 |
| 50100 | IOP Sleep Lab | \$990,000 | 74,595 | \$915,405 | Liollio | | HOLD | TBD |
| 50101 | CHP A Acoustical Renovations | \$360,000 | \$259,600 | \$100,400 | MPS | Chastain | Construction | September 2020 |
| 50111 | BEB Exterior Envelope Repairs | \$850,000 | \$819,000 | \$31,000 | BEE | Watts | Construction | December 2020 |
| 50112 | T-G Replace Boiler DA Tank | \$800,000 | \$780,000 | \$20,000 | RMF | McCarter | Construction | December 2020 |
| 50114 | Wellness Center Downstairs Locker & Free Weight | \$750,317 | \$610,000 | \$140,317 | Coe | Satchel | Construction | September 2020 |
| 50117 | CHP Bookstore Renovation | \$625,000 | \$47,000 | | MPS | | Construction Award pends | March 2021 |
| 50118 | CSB Primary Transformer Replacement | \$925,000 | \$56,200 | \$868,800 | GWA | | Design | June 2021 |

**MEDICAL UNIVERSITY OF SOUTH CAROLINA
CONSTRUCTION CONTRACTS
FOR REPORTING
OCTOBER 8, 2020**

MUSC Indefinite Delivery Releases:

| | |
|--|---------------------|
| Chastain Construction Inc. 135 Cannon Street Exterior Envelope Repairs | \$114,495.00 |
| Huss Inc. Baruch Auditorium Renovations | \$136,170.00 |

MUSC General Construction Projects:

| | |
|--|---------------------|
| American Elevator Co. President Street Garage Elevator Modernization | \$169,737.17 |
|--|---------------------|

MEDICAL UNIVERSITY OF SOUTH CAROLINA (MUSC) BOARD OF TRUSTEES
CONSENT AGENDA

October 9, 2020
101 Colcock Hall/Via Teleconference

Education, Faculty & Student Affairs Committee: Ms. Barbara Johnson-Williams, Chair

Consent Agenda for Approval

Item 27. Endowed Chair Appointments Dr. Lisa Saladin
Executive Vice President for Academic Affairs and Provost

College of Medicine

Raymond N. Dubois, M.D., Ph.D., Professor and Dean, College of Medicine, for appointment to the Charles Westerfield Coker Chair in GI Malignancy, effective September 1, 2020.

James C. Oates, M.D., Professor, in the Department of Medicine and Director of the Division of Rheumatology and Immunology, for appointment to the Richard M. Silver, M.D., Endowed Chair in Rheumatology and Immunology, effective October 9, 2020.

John M. Wrangle, MD, MPH, Associate Professor in the Department of Medicine, for appointment to the SmartState Burtschy Family Distinguished Endowed Chair in Lung Cancer Research, effective October 9, 2020.

Item 28. Distinguished University Professor Dr. Lisa Saladin
Executive Vice President for Academic Affairs and Provost

College of Medicine

Don C. Rockey, M.D., Distinguished University Professor in the College of Medicine, Department of Medicine, effective October 9, 2020.

Item 29. Faculty Appointments Dr. Lisa Saladin
Executive Vice President for Academic Affairs and Provost

College of Dental Medicine

Chin-Lo-Hahn, DDS, Ph.D., secondary appointment as Associate Professor, in the Department of Oral Rehabilitation, effective September 1, 2020.

College of Nursing

John Bian, Ph.D., Associate Professor, on the Educator/Researcher track, in the Department of Nursing, effective July 1, 2020.

College of Medicine

Scott Evan Benjamin, M.D., as Clinical Associate Professor, in the Department of Pediatrics, Division of Pediatric Neurology, effective September 1, 2020.

Karen S. Helfer, Ph.D. as Visiting Professor, in the Department of Otolaryngology-Head and Neck Surgery, effective October 15, 2020.

Dalila Watford Lewis, M.D., F.A.A.P., as Clinical Associate Professor, in the Department of Pediatrics, Division of Pediatric Neurology, effective August 1, 2020.

David W. Potts, M.D., as Affiliate Professor, in the Department of Medicine, Division of Infectious Diseases (MUSC-AnMed Health), effective June 1, 2020.

Jeffrey J. Pu, M.D. Ph.D., as Associate Professor, on the Academic Clinician track, in the Department of Medicine, Division of Hematology/Oncology, with dual appointment as Associate Professor, in the Department of Microbiology and Immunology, effective August 1, 2020. Dr. Pu's primary appointment will rest in the Department of Medicine, Division of Hematology/Oncology.

Janaina de Brito Nogueira Souza, M.D., as Associate Professor, on the Clinician Educator track, in the Department of Pediatrics, Division of Pediatric Gastroenterology, effective August 1, 2020.

Tara Van Leuven, M.D. as Clinical Associate Professor, in the Department of Obstetrics and Gynecology, Division of Benign OB, effective August 13, 2020.

Item 30. Change in Faculty Status Dr. Lisa Saladin
Executive Vice President for Academic Affairs and Provost

College of Medicine

Geoffrey A. Forbus, M.D., from Associate Professor to Clinical Associate Professor, in the Department of Pediatrics, Division of Pediatric Cardiology, effective June 1, 2020.

Tatyana Gudz, Ph.D., from Associate Professor to Adjunct Associate Professor, in the Department of Neuroscience, effective July 1, 2020.

Horst Rieke, M.D., Ph.D., from Professor to Affiliate Professor, in the Department of Anesthesia and Perioperative Medicine, effective July 1, 2020.

Item 31. Faculty Tenure..... Dr. Lisa Saladin
Executive Vice President for Academic Affairs and Provost

Academic Affairs Faculty

E. Brooke Fox, MS, CA, Associate Professor, Academic Affairs Faculty, effective January 1, 2021.

College of Dental Medicine

Monica Cayouette, DMD, MS, FACP, Associate Professor, Department of Oral Rehabilitation, effective January 1, 2021.

College of Health Profession

Nancy E. Carson, Ph.D., OTR/L, Professor, Department of Rehabilitation Sciences Occupational Therapy, Academic Educator track, effective January 1, 2021.

Na Jin Seo, Ph.D., Associate Professor, Department of Rehabilitation Sciences Occupational Therapy and Department of Health Science and Research, Academic Researcher track, effective January 1, 2021.

College of Pharmacy

Nicole A. Pilch, PharmD, MSCR, BCPS, FAST, Associate Professor, Clinical Pharmacy and Outcome Sciences, Educator Clinician track, effective January 1, 2021.

Christopher S. Wisniewski, PharmD, MSCR, BCPS, Associate Professor, Department of Clinical Pharmacy and Outcome Sciences, Educator Clinician track, effective January 1, 2021.

College of Medicine

Alexander V. Alekseyenko, Ph.D., Professor, Department of Public Health Sciences; Joint: CODM, Department of Oral Health Sciences; Joint: CHP, Health Sciences Leadership and Management, Academic Clinician track, effective January 1, 2021.

Carl Atkinson, Ph.D., Associate Professor, Department of Microbiology and Immunology, Dual: Department of Surgery, Division of Transplant Surgery, Academic Investigator track, effective January 1, 2021.

Alice M. Boylan, M.D., Professor, Department of Medicine, Division of Pulmonary and Critical Care Medicine, Clinician Educator track, effective January 1, 2021.

Allison Ross Eckard, M.D., Associate Professor, Department of Pediatrics, Division of Pediatric Infectious Diseases, Academic Clinician track, effective January 1, 2021.

Mark Andrew Eckert, M.D, Ph.D., Professor, Department of Otolaryngology-Head and Neck Surgery; Joint: CHP, Department of Health Sciences Research, Academic Investigator track, effective January 1, 2021.

J. Terrill Huggins, M.D., Professor, Department of Medicine, Division of Pulmonary and Critical Care Medicine, Clinician Educator track, effective January 1, 2021.

Amanda C. LaRue, Ph.D., Professor, Department of Pathology and Laboratory Medicine, Academic Investigator track, effective January 1, 2021.

Lee R. Leddy, M.D., MSCR, Professor, Department of Orthopaedics and Physical Medicine, Clinician Educator track, effective January 1, 2021.

Hesheng Liu, Ph.D., Professor, Department of Neuroscience, Academic Investigator track, effective January 1, 2021.

Mark Alan Lockett, M.D., Professor, Department of Surgery, Division of Oncologic Surgery, Clinician Educator track, effective January 1, 2021.

Shikhar Mehrotra, Ph.D., Associate Professor, Department of Surgery, Division of General Surgery, Dual: Department of Microbiology and Immunology, Academic Investigator track, effective January 1, 2021.

Russell A. Norris, Ph.D., Associate Professor, Department of Regenerative Medicine and Cell Biology; Dual: Department of Medicine, Division of Cardiology, Academic Investigator track, effective January 1, 2021.

Mark P. Rubinstein, Ph.D., Associate Professor, Department of Surgery, Division of Oncologic Surgery Academic Investigator track, effective January 1, 2021.

M. Olivia Titus, M.D., Associate Professor, Department of Pediatrics, Division of Pediatric Emergency Medicine, Clinician Educator track, effective January 1, 2021.

Sinai C. Zyblewski, M.D., Associate Professor, Department of Pediatrics, Division of Pediatric Cardiology, Clinician Educator track, effective January 1, 2021.

Consent Agenda for Information

Item 32. Hollings Cancer Center Directorship Dr. Lisa Saladin
Executive Vice President for Academic Affairs and Provost

Raymond N. Dubois, M.D., Ph.D., Professor and Dean of the College of Medicine, as the Director of the Hollings Cancer Center, effective September 1, 2020.

Medical University of South Carolina

College Of Medicine

ABBREVIATED CURRICULUM VITAE

Name: Raymond N. DuBois Jr, M.D., Ph.D.

Date: 9/10/2020

Citizenship and/or Visa Status:

Office Address:

Telephone:

Education: (*Baccalaureate and above*)

| <u>Year Earned</u> | <u>Institution</u> | <u>Degree</u> | <u>Field of Study</u> |
|--------------------|--|---------------|-----------------------|
| 1977 | Texas A & M University | B.S. | Biochemistry |
| 1981 | University of Texas Southwestern Medical School | Ph.D. | Biochemistry |
| 1985 | University of Texas Health Science Center, San Antonio | M.D. | Medicine |

Graduate Medical Training: (*Chronological*)

| <u>Residencies or Postdoctoral</u> | <u>Place</u> | <u>Dates</u> |
|---------------------------------------|---|--------------|
| Osler Medicine Internship & Residency | The Johns Hopkins Hospital, Baltimore, Maryland | 1985 - 1988 |
| Gastroenterology Fellowship | The Johns Hopkins Hospital, Baltimore, Maryland | 1988 - 1991 |

Board Certification:

Licensure:

Faculty Appointments:

| <u>Years</u> | <u>Rank</u> | <u>Institution</u> | <u>Department</u> |
|-------------------|---|---|--|
| 04/1991 - 09/1994 | Assistant Professor | Vanderbilt University Medical Center | Medicine and Cell Biology |
| 09/1994 - 09/1997 | Associate Professor | Vanderbilt University Medical Center | Medicine and Cell Biology |
| 09/1997 - 02/2007 | Professor | Vanderbilt University Medical Center | Medicine and Cell Biology |
| 07/2001 - 07/2007 | Professor | Vanderbilt University Medical Center | Cancer Biology |
| 06/2007 - 11/2012 | Professor | The University of Texas MD Anderson Cancer Center | Cancer Medicine and Cancer Biology |
| 2008 - 2012 | Ellen F. Knisely Distinguished Chair in Colon Cancer Research | The University of Texas MD Anderson Cancer Center | |
| 12/2012 | Dalton Professor | Arizona State University | Chemistry and Biochemistry |
| 12/2012 | Professor | May Clinic (Arizona) | Medicine |
| 2016 - 2019 | Professor | Medical University of South Carolina | Medicine Division of Gastroenterology |
| 2016 - 2019 | Professor | Medical University of South Carolina | Biochemistry and Molecular Biology |
| 2019 - Present | Professor | Medical University of South Carolina | Biochemistry and Molecular Biology |
| 2019 - Present | Professor | Medical University of South Carolina | Medicine Division of Gastroenterology |

First Appointment to MUSC:

Rank: Professor

Date: 2016

Medical University of South Carolina

College Of Medicine

ABBREVIATED CURRICULUM VITAE

Name: Jim C. Oates, M.D.

Date: 9/15/2020

Citizenship and/or Visa Status:

Office Address: 96 Jonathan Lucas Street, Ste 822, MSC 637, Charleston, SC, 29425, USA

Telephone: 843-792-1991

Education: (*Baccalaureate and above*)

| <u>Year Earned</u> | <u>Institution</u> | <u>Degree</u> | <u>Field of Study</u> |
|--------------------|----------------------------------|---------------|-----------------------|
| 1986 | Bates College | B.S. | Chemistry |
| 1991 | Johns Hopkins School of Medicine | M.D. | Medicine |

Graduate Medical Training: (*Chronological*)

| <u>Internship</u> | <u>Place</u> | <u>Dates</u> |
|-------------------|--|--------------|
| Internship | Duke University Medical Center, Durham, NC | 1991 - 1992 |

| <u>Residencies or Postdoctoral</u> | <u>Place</u> | <u>Dates</u> |
|-------------------------------------|---|--------------|
| Residency, Internal Medicine | Duke University Medical Center, Durham, NC | 1992 - 1994 |
| 3 month Infectious Disease Rotation | Muhimbili Medical Center, Dar es Salaam, Tanzania | 1994 - 1994 |
| Fellowship Rheumatology | Duke University Medical Center, Durham, NC | 1994 - 1996 |
| Research Fellowship Rheumatology | Medical University of South Carolina | 1996 - 1997 |

Board Certification:

Board Certified in Internal Medicine

Date: 1995, 2005

Board Certified in Rheumatology

Date: 1997, 2007

Licensure:

Faculty Appointments:

| <u>Years</u> | <u>Rank</u> | <u>Institution</u> | <u>Department</u> |
|----------------|---------------------|--------------------------------------|--------------------------------------|
| 1997 - 1998 | Instructor | Medical University of South Carolina | Medicine |
| 1998 - 2006 | Assistant Professor | Medical University of South Carolina | Medicine Division of Rheumatology |
| 2001 - Present | Full Member | Medical University of South Carolina | College of Graduate Studies |
| 2006 - 2017 | Associate Professor | Medical University of South Carolina | Medicine Division of Rheumatology |
| 2017 - Present | Professor | Medical University of South Carolina | Medicine Division of Rheumatology |

First Appointment to MUSC:

Rank: Instructor

Date: 1997

Medical University of South Carolina

College Of Medicine

ABBREVIATED CURRICULUM VITAE

Name: John M. Wrangle, M.D., MPH

Date: 8/21/2020

Citizenship and/or Visa Status:

Office Address: Hollings Cancer Center, 86 Jonathan Lucas Street, Room 512 G, MSC 35, Charleston, SC, 29403 Telephone: 843-792-7786

Education: (*Baccalaureate and above*)

| <u>Year Earned</u> | <u>Institution</u> | <u>Degree</u> | <u>Field of Study</u> |
|--------------------|--------------------|---------------|-----------------------|
| 1998 | Tufts University | B.A. | Art History |
| 1998 | Tufts University | B.S. | Biology |
| 2005 | Tulane University | M.D. | Medicine |
| 2005 | Tulane University | M.P.H. | Epidemiology |

Graduate Medical Training: (*Chronological*)

| <u>Residencies or Postdoctoral</u> | <u>Place</u> | <u>Dates</u> |
|------------------------------------|--------------------------|--------------|
| Resident, Internal Medicine | Emory University | 2005 - 2008 |
| Fellow, Medical Oncology | Johns Hopkins University | 2008 - 2013 |

Board Certification:

Internal Medicine Date: 2009
Medical Oncology (clinical focus in thoracic malignancies) Date: 2012

Licensure:

South Carolina Medical License Date: 6/30/2021

Faculty Appointments:

| <u>Years</u> | <u>Rank</u> | <u>Institution</u> | <u>Department</u> |
|----------------|-------------------------------|--------------------------------------|---|
| 2013 - 2014 | Instructor | Johns Hopkins University | Tumor Biology |
| 2014 - 2020 | Assistant Professor | Medical University of South Carolina | Medicine Division of Hematology/Oncology |
| 2014 - 2020 | MUSC AHEC Assistant Professor | Medical University of South Carolina | Microbiology and Immunology |
| 2020 - Present | Associate Professor | Medical University of South Carolina | Medicine Division of Hematology/Oncology |
| 2020 - Present | Associate Professor | Medical University of South Carolina | Microbiology and Immunology |

First Appointment to MUSC: Rank: Assistant Professor

Date: 2014

Medical University of South Carolina

College Of Medicine

ABBREVIATED CURRICULUM VITAE

Name: Don C. Rockey, M.D.

Date: 9/11/2020

Citizenship and/or Visa Status:

Office Address: 96 Jonathan Lucas Street, Suite 803, MSC 623, Charleston, SC, 29425, USA Telephone:

Education: (*Baccalaureate and above*)

| <u>Year Earned</u> | <u>Institution</u> | <u>Degree</u> | <u>Field of Study</u> |
|--------------------|---|---------------|-----------------------|
| 1980 | Virginia Polytechnic Institute & State University | B.S. | Biology |
| 1984 | Medical College of Virginia School of Medicine | M.D. | Medicine |

Graduate Medical Training: (*Chronological*)

| <u>Internship</u> | <u>Place</u> | <u>Dates</u> |
|-----------------------------------|---|--------------|
| Intern (Categorical Medicine) | University of California, San Francisco | 1984 - 1985 |
| Research Fellow, Gastroenterology | University of California, San Francisco | 1989 - 1992 |

| <u>Residencies or Postdoctoral</u> | <u>Place</u> | <u>Dates</u> |
|------------------------------------|---|--------------|
| Resident (Categorical Medicine) | University of California, San Francisco | 1985 - 1987 |
| Chief Medical Resident | University of California, San Francisco | 1987 - 1988 |
| Clinical Fellow, Gastroenterology | University of California, San Francisco | 1988 - 1989 |

Board Certification:

| | |
|--|------------|
| Drug Enforcement Administration, No. BR055115B | Date: 1985 |
| Diplomat, American Board of Internal Medicine, No. 116707 | Date: 1987 |
| American Board of Internal Medicine: Gastroenterology, No. 116707 | Date: 1991 |
| American Board of Internal Medicine: Transplant Hepatology, No. 116707 | Date: 2006 |

Licensure:

| | |
|--|------------|
| California Medical License, No. G57370 | Date: 1986 |
| North Carolina Medical License, No. 97-00380 | Date: 1997 |
| Texas Medical License, No. M3372 | Date: 2006 |
| South Carolina Medical License, No. MD35532 | Date: 2013 |

Faculty Appointments:

| <u>Years</u> | <u>Rank</u> | <u>Institution</u> | <u>Department</u> |
|-------------------|---|---|---|
| 07/1990 - 06/1992 | Clinical Instructor and Attending Physician | University of California, San Francisco | Department of Medicine Division of Gastroenterology |
| 07/1992 - 06/1995 | Adjunct Assistant Professor and Attending Physician | University of California, San Francisco | Department of Medicine Division of Gastroenterology |
| 07/1995 - 12/1996 | Assistant Professor of Medicine in Residence | University of California, San Francisco | Department of Medicine Division of Gastroenterology |
| 01/1997 - 11/2002 | Associate Professor of Medicine | Duke University | Department of Medicine Division of Hepatology |
| 12/2002 - 08/2005 | Professor of Medicine | Duke University | Department of Medicine |
| 08/2005 - 08/2012 | Professor of Internal Medicine | University of Texas, Southwestern | Department of Internal Medicine Division of Digestive and Liver Diseases |
| 2012 - Present | Professor | Medical University of South Carolina | Medicine Division of Gastroenterology |
| 2012 - Present | Professor of Medicine and Attending Physician | Medical University of South Carolina | Department of Medicine Division of Gastroenterology & Hepatology |

First Appointment to MUSC:

Rank: Professor

Date: 2012

Medical University of South Carolina
COLLEGE OF NURSING
ABBREVIATED CURRICULUM VITAE

Date: 06/01/2020

Name: Bian Qiqiang (John) _____
Last First Middle

Citizenship and/or Visa Status: US citizen

Office Address: _____ Telephone: _____

Education: (*Baccalaureate and above*)

| <u>Institution</u> | <u>Years Attended</u> | <u>Degree/Date</u> | <u>Field of Study</u> |
|--|-----------------------|--------------------|---------------------------------------|
| <u>Nanchang University</u> | <u>1986-1990</u> | <u>BS</u> | <u>Mathematics</u> |
| <u>North Carolina State University</u> | <u>1992-1993</u> | <u>MS</u> | <u>Statistics</u> |
| <u>University of North Carolina at Chapel Hill</u> | <u>1999-2003</u> | <u>PhD</u> | <u>Health Policy & Management</u> |
| _____ | _____ | _____ | _____ |
| _____ | _____ | _____ | _____ |

Specialty Certification: N/A _____ **Date:** _____
 _____ **Date:** _____
 _____ **Date:** _____

Licensure: N/A _____ **Date:** _____
 _____ **Date:** _____
 _____ **Date:** _____

Faculty appointments: (*Begin with initial appointment*)

| <u>Years</u> | <u>Rank</u> | <u>Institution</u> | <u>Department</u> |
|------------------|----------------------------|---|-------------------|
| <u>2003-2006</u> | <u>Assistant professor</u> | <u>University of Alabama at Birmingham</u> | <u>Medicine</u> |
| <u>2011-2017</u> | <u>Associate professor</u> | <u>South Carolina College of Pharmacy</u> | <u>Pharmacy</u> |
| <u>2017-2020</u> | <u>Associate professor</u> | <u>Medical University of South Carolina</u> | <u>Medicine</u> |
| <u>2020-</u> | <u>Associate professor</u> | <u>Medical University of South Carolina</u> | <u>Nursing</u> |
| _____ | _____ | _____ | _____ |
| _____ | _____ | _____ | _____ |
| _____ | _____ | _____ | _____ |
| _____ | _____ | _____ | _____ |

First Appointment to MUSC: Rank Associate Professor _____ Date: 09/18/2017

Medical University of South Carolina

College Of Medicine

ABBREVIATED CURRICULUM VITAE

Name: Scott Evan Benjamin, M.D.

Date: 5/17/2020

Citizenship and/or Visa Status:

Office Address:

Telephone:

Education: (*Baccalaureate and above*)

| <u>Year Earned</u> | <u>Institution</u> | <u>Degree</u> | <u>Field of Study</u> |
|--------------------|--------------------------------------|---------------|-----------------------|
| 1991 | Tulane University | B.A. | Philosophy |
| 1996 | Tulane University School of Medicine | M.D. | Medicine |

Graduate Medical Training: (*Chronological*)

| <u>Internship</u> | <u>Place</u> | <u>Dates</u> |
|-------------------|---|--------------|
| Intern | Tulane Community Medicine Transitional Year | 1996 - 1997 |

| <u>Residencies or Postdoctoral</u> | <u>Place</u> | <u>Dates</u> |
|------------------------------------|--|--------------|
| Resident | Sinai Hospital/Johns Hopkins, PM&R | 1997 - 2000 |
| Fellow | Johns Hopkins and Kennedy Krieger Institute Pediatric Rehab Medicine | 2000 - 2002 |

Board Certification:

ABPMR, PRM

Licensure:

State of Vermont Medical License

Date: 2003

State of New Hampshire Medical License

Date: 2017

Faculty Appointments:

| <u>Years</u> | <u>Rank</u> | <u>Institution</u> | <u>Department</u> |
|----------------|---------------------|--------------------|----------------------------|
| 2002 - 2003 | Clinical Instructor | CSHN | Pediatric Rehab Medicine |
| 2003 - 2017 | Assistant Professor | UVM | Ortho/Rehab and Pediatrics |
| 2017 - Present | Assistant Professor | UVM | Pediatrics |
| 2017 - Present | Assistant Professor | Dartmouth | Pediatrics |

First Appointment to MUSC:

Rank:

Date:

Medical University of South Carolina

College Of Medicine

ABBREVIATED CURRICULUM VITAE

Name: Dalila Watford Lewis, M.D.

Date: 5/5/2020

Citizenship and/or Visa Status:

Office Address:

Telephone:

Education: (*Baccalaureate and above*)

| <u>Year Earned</u> | <u>Institution</u> | <u>Degree</u> | <u>Field of Study</u> |
|--------------------|--|---------------|-----------------------|
| 1999 | Xavier University | B.S. | Biology |
| 2003 | Uniformed Services, Univ. of Health Sciences | M.D. | Medicine |

Graduate Medical Training: (*Chronological*)

| <u>Internship</u> | <u>Place</u> | <u>Dates</u> |
|-------------------|-------------------------------------|--------------|
| Intern | Keesler Medical Center - Pediatrics | 2003 - 2004 |

| <u>Residencies or Postdoctoral</u> | <u>Place</u> | <u>Dates</u> |
|------------------------------------|---|--------------|
| Resident | Keesler Medical Center - Pediatrics | 2004 - 2005 |
| Resident | National Capital Consortium - Pediatrics | 2005 - 2006 |
| Resident | National Capital Consortium Child Neurology | 2007 - 2010 |
| Fellow | The Johns Hopkins Epilepsy Fellowship Program | 2016 - 2018 |

Board Certification:

Advanced Trauma Life Support

Pediatric Life Support

Basic Life Support

American Board of Pediatrics (inactive)

Date: 2006

American Board of Psychiatry and Neurology - Special Qualification in Child Neurology

Date: 2011

American Board of Psychiatry and Neurology - Epilepsy

Date: 2017

Licensure:

State of Wisconsin Medical License

State of Virginia Medical License

Faculty Appointments:

| <u>Years</u> | <u>Rank</u> | <u>Institution</u> | <u>Department</u> |
|----------------|--------------------------------------|--|------------------------|
| 2012 - 2016 | Assistant Professor | F. Edward Hebert School of Medicine Uniformed Services University of the Health Sciences | Pediatrics & Neurology |
| 2012 - 2016 | Assistant Professor | Eastern Virginia Medical School | Pediatrics |
| 2015 - 2017 | Clinical Adjunct Assistant Professor | University of Wisconsin-Madison School of Medicine and Public Health | Neurology |
| 2016 - 2017 | Associate Professor | F. Edward Hebert School of Medicine Uniformed Services University of the Health Sciences | Pediatrics & Neurology |
| 2018 - Present | Clinical Associate Professor | University of Wisconsin-Madison School of Medicine and Public Health | Neurology |

First Appointment to MUSC:

Rank:

Date:

Medical University of South Carolina

College Of Medicine

ABBREVIATED CURRICULUM VITAE

Name: David W. Potts, M.D.

Date: 9/17/2020

Citizenship and/or Visa Status:

Office Address:

Telephone:

Education: (*Baccalaureate and above*)

| <u>Year Earned</u> | <u>Institution</u> | <u>Degree</u> | <u>Field of Study</u> |
|--------------------|---------------------------------------|---------------|-----------------------|
| 1967 | Hobart-William Smith Colleges | B.S. | |
| 1971 | State University of New York, Buffalo | M.D. | |

Graduate Medical Training: (*Chronological*)

| <u>Internship</u> | <u>Place</u> | <u>Dates</u> |
|-------------------|--------------------|--------------|
| Intern | Cincinetti General | 1971 - 1972 |

| <u>Residencies or Postdoctoral</u> | <u>Place</u> | <u>Dates</u> |
|------------------------------------|----------------------------|--------------|
| Resident, Internal Medicine | Brooke Army Medical Center | 1975 - 1977 |
| Fellow, Infectious Diseases | Brooke Army Medical Center | 1977 - 1979 |

Board Certification:

Internal Medicine

Date: 1977-1980

Licensure:

South Carolina

Faculty Appointments:

| <u>Years</u> | <u>Rank</u> | <u>Institution</u> | <u>Department</u> |
|--------------|---------------------|--------------------|---|
| 1992 - 2004 | Professor | MUSC - Anderson | Medicine |
| 2020 - 2023 | Affiliate Professor | MUSC - Anderson | Medicine Division of General Internal Medicine |

First Appointment to MUSC:

Rank:

Date:

Medical University of South Carolina
College of Medicine
ABBREVIATED CURRICULUM VITAE

Name: _____
Pu Jeffrey J
Last First Middle

Citizenship and/or Visa Status: _____

Office Address: _____ Telephone: _____

Education: (*Baccalaureate and above*)

| <u>Institution</u> | <u>Years attended</u> | <u>Degree/Date</u> | <u>Field of Study</u> |
|--|-----------------------|--------------------|---|
| Shanghai Jiao Tong University School of Medicine | | MD 1988 | Medicine |
| New York Medical College | | 1999 PhD | Developmental Molecular Cell Biology |
| | | | |
| | | | |
| | | | |
| | | | |

Graduate Medical Training: (*Chronological*)

| <u>Place</u> | <u>Dates</u> |
|---|--------------|
| Internship Medicine- Albert Einstein College of Medicine | 2004 |
| | |

| <u>Place</u> | <u>Dates</u> |
|--|--------------|
| Residencies or Postdoctoral: Residency- Mount Sinai School of Medicine | 2004-2006 |
| Clinical Fellow- New York Blood Center | 2006-2008 |
| Clinical/Research Fellow: The Sidney Kimmel Comprehensive Cancer Center of Johns Hopkins University | 2008-2012 |
| | |
| | |

Board Certification: _____

Licensure: _____

Faculty appointments: (*Begin with initial appointment*)

| <u>Years</u> | <u>Rank</u> | <u>Institution</u> | <u>Department</u> |
|----------------|---------------------------------|---------------------------------|--------------------------|
| 2017 – Present | Associate Professor of Medicine | SUNY Upstate Medical University | Pathology & Pharmacology |
| | | | |
| | | | |
| | | | |
| | | | |
| | | | |
| | | | |
| | | | |
| | | | |
| | | | |
| | | | |
| | | | |
| | | | |
| | | | |
| | | | |
| | | | |
| | | | |
| | | | |
| | | | |
| | | | |

Medical University of South Carolina

College Of Medicine

ABBREVIATED CURRICULUM VITAE

Name: Janaina de Brito Nogueira Souza, M.D.

Date: 5/5/2020

Citizenship and/or Visa Status:

Office Address:

Telephone:

Education: (*Baccalaureate and above*)

| <u>Year Earned</u> | <u>Institution</u> | <u>Degree</u> | <u>Field of Study</u> |
|--------------------|--------------------------|---------------|-----------------------|
| 2000 | University of Pernambuco | M.D. | Medicine |

Graduate Medical Training: (*Chronological*)

| <u>Internship</u> | <u>Place</u> | <u>Dates</u> |
|-------------------|--|--------------|
| Intern | University of South Alabama - Pediatrics | 2002 - 2003 |

| <u>Residencies or Postdoctoral</u> | <u>Place</u> | <u>Dates</u> |
|------------------------------------|--|--------------|
| Resident | University of Alabama at Birmingham - Pediatrics | 2003 - 2005 |
| Fellow | University of Alabama at Birmingham - Pediatric Gastroenterology | 2005 - 2008 |

Board Certification:

American Board of Pediatrics - General Pediatrics Date: 2007

PALS Date: 2007

American Board of Pediatrics - Pediatric Gastroenterology Date: 2015

Licensure:

State of Alabama Medical License Date: 2005

Faculty Appointments:

| <u>Years</u> | <u>Rank</u> | <u>Institution</u> | <u>Department</u> |
|----------------|---------------------|--|---|
| 2008 - 2018 | Assistant Professor | University of Alabama at Birmingham School of Medicine | Pediatrics Division of Gastroenterology, hepatology and Nutrition Sciences |
| 2018 - Present | Associate Professor | University of Alabama at Birmingham School of Medicine | Pediatrics Division of Division of Gastroenterology, hepatology and Nutrition Sciences |

First Appointment to MUSC:

Rank:

Date:

Medical University of South Carolina

College Of Medicine

ABBREVIATED CURRICULUM VITAE

Name: Tara Kelly Van Leuven, M.D.

Date: 5/17/2020

Citizenship and/or Visa Status:

Office Address:

Telephone:

Education: (*Baccalaureate and above*)

| <u>Year Earned</u> | <u>Institution</u> | <u>Degree</u> | <u>Field of Study</u> |
|--------------------|--|---------------|-----------------------|
| 2003 | St. Bonaventure University | B.A. | Political Science |
| 2003 | St. Bonaventure University | B.S. | Psychology |
| 2008 | Georgetown University School of Medicine | M.D. | Medicine |

Graduate Medical Training: (*Chronological*)

| <u>Internship</u> | <u>Place</u> | <u>Dates</u> |
|-------------------|--|--------------|
| Intern | Georgetown University Hospital - Obstetrics & Gynecology | 2008 - 2009 |

| <u>Residencies or Postdoctoral</u> | <u>Place</u> | <u>Dates</u> |
|------------------------------------|--|--------------|
| Resident | Georgetown University Hospital - Obstetrics & Gynecology | 2009 - 2012 |

Board Certification:

American Board of Obstetrics & Gynecology Date: 2014

Licensure:

State of DC Medical License Date: 2016

Faculty Appointments:

| <u>Years</u> | <u>Rank</u> | <u>Institution</u> | <u>Department</u> |
|----------------|---------------------|--|-------------------------|
| 2012 - Present | Assistant Professor | MedStar Georgetown University Hospital | Obstetrics & Gynecology |

First Appointment to MUSC:

Rank:

Date:

Medical University of South Carolina

College Of Medicine

ABBREVIATED CURRICULUM VITAE

Name: Geoffrey A. Forbus, M.D.

Date: 8/3/2020

Citizenship and/or Visa Status:

Office Address: 165 Ashley Ave MSC 915, Charelston, SC, 29425

Telephone: 843-792-3279

Education: (*Baccalaureate and above*)

| <u>Year Earned</u> | <u>Institution</u> | <u>Degree</u> | <u>Field of Study</u> |
|--------------------|--|---------------|-----------------------|
| 1993 | Mississippi State University | B.S. | Biochemistry |
| 1997 | University of Mississippi Medical Center | M.D. | Medicine |

Graduate Medical Training: (*Chronological*)

| <u>Internship</u> | <u>Place</u> | <u>Dates</u> |
|-------------------|--|--------------|
| Internship | University of Mississippi Medical Center | 1997 - 1998 |

| <u>Residencies or Postdoctoral</u> | <u>Place</u> | <u>Dates</u> |
|------------------------------------|--|--------------|
| Residency | University of Mississippi Medical Center | 1998 - 2001 |
| Fellowship | Medical University of South Carolina | 2001 - 2004 |

Board Certification:

Internal Medicine Date: 2001, 2008

Pediatric Cardiology Date: 2008

ACHD Date: 2017

Licensure:

SC Medical License Date: 2001

Faculty Appointments:

| <u>Years</u> | <u>Rank</u> | <u>Institution</u> | <u>Department</u> |
|----------------|------------------------------|--------------------------------------|--|
| 2004 - 2012 | Assistant Professor | Medical University of South Carolina | Pediatrics Division of Pediatric Cardiology |
| 2013 - 2020 | Associate Professor | Medical University of South Carolina | Pediatrics Division of Pediatric Cardiology |
| 2020 - Present | Clinical Associate Professor | Medical University of South Carolina | Pediatrics Division of Pediatric Cardiology |

First Appointment to MUSC:

Rank: Assistant Professor

Date: 2004

Medical University of South Carolina

College Of Medicine

ABBREVIATED CURRICULUM VITAE

Name: Tatyana I. Gudz, Ph.D.

Date: 9/11/2020

Citizenship and/or Visa Status: USA

Office Address: 114 Doughty Street, Room 336, Charleston, SC, 29425

Telephone: 843-792-6439

Education: (*Baccalaureate and above*)

| <u>Year Earned</u> | <u>Institution</u> | <u>Degree</u> | <u>Field of Study</u> |
|--------------------|-------------------------|---------------|--------------------------------|
| 1970 | Moscow State University | B.A. | Biochemistry |
| 1975 | Moscow State University | Ph.D. | Biochemistry and Bioenergetics |

Graduate Medical Training: (*Chronological*)

| <u>Residencies or Postdoctoral</u> | <u>Place</u> | <u>Dates</u> |
|------------------------------------|---|--------------|
| Postdoctoral Fellow | College of Pharmacy and Medicine, Ohio State University, Columbus, OH | 1991 - 1994 |
| Research Associate, | Case Western Reserve University, School of Medicine, OH | 1995 - 2000 |

Board Certification:

Licensure:

Faculty Appointments:

| <u>Years</u> | <u>Rank</u> | <u>Institution</u> | <u>Department</u> |
|----------------|------------------------------|--------------------------------------|-----------------------------|
| 2004 - 2012 | Research Assistant Professor | Medical University of South Carolina | Neuroscience |
| 2008 - Present | Research Associate Member | Medical University of South Carolina | College of Graduate Studies |
| 2012 - 2014 | Research Associate Professor | Medical University of South Carolina | Neuroscience |
| 2014 - 2020 | Associate Professor | Medical University of South Carolina | Neuroscience |
| 2020 - 2021 | Adjunct Associate Professor | Medical University of South Carolina | Neuroscience |

First Appointment to MUSC:

Rank: Research Assistant Professor

Date: 2004

Medical University of South Carolina

College Of Medicine

ABBREVIATED CURRICULUM VITAE

Name: Horst Rieke, M.D., Ph.D.

Date: 9/11/2020

Citizenship and/or Visa Status: Germany / US Permanent Resident

Office Address: 25 Courtenay Drive, Suite 4200, MSC 240, Charleston, SC, 29403, USA Telephone: 843-876-5744

Education: (*Baccalaureate and above*)

| <u>Year Earned</u> | <u>Institution</u> | <u>Degree</u> | <u>Field of Study</u> |
|--------------------|---|---------------|-------------------------------------|
| 1977 | Georg-August Universitat Gottingen, Germany | M.D. | Medicine |
| 1992 | Max-Planck Institute | Ph.D. | Experimental Respiratory Physiology |

Graduate Medical Training: (*Chronological*)

| <u>Internship</u> | <u>Place</u> | <u>Dates</u> |
|--|--|-------------------|
| Internal Medicine | Georg-August University - G ttingen, Germany | 03/1978 - 06/1978 |
| Anaesthesia, Intensive Care/Pain, and Emergency Medicine | Georg-August University - G ttingen, Germany | 1978 - 1981 |

| <u>Residencies or Postdoctoral</u> | <u>Place</u> | <u>Dates</u> |
|---|--|-------------------|
| Thorax and Vascular Surgery | Klinik Schidautal Hospital Seesen | 07/1977 - 02/1978 |
| Department of Physiology Postgraduate Research Fellowship | Max-Planck Institute of Experimental Medicine - G ttingen, Germany | 01/1982 - 12/1983 |

Board Certification:

Licensure:

| | |
|---|------------|
| South Carolina | Date: 2008 |
| Advanced Cardiac Life Support, Provider | Date: 2009 |
| Advanced Cardiac Life Support, Instructor | Date: 2009 |

Faculty Appointments:

| <u>Years</u> | <u>Rank</u> | <u>Institution</u> | <u>Department</u> |
|--------------|---------------------|--------------------------------------|---------------------------------------|
| 2008 - 2012 | Visiting Professor | Medical University of South Carolina | Anesthesia and Perioperative Medicine |
| 2012 - 2020 | Professor | Medical University of South Carolina | Anesthesia and Perioperative Medicine |
| 2020 - 2023 | Affiliate Professor | Medical University of South Carolina | Anesthesia and Perioperative Medicine |

First Appointment to MUSC: Rank: Visiting Professor

Date: 2008

MEDICAL UNIVERSITY OF SOUTH CAROLINA
ACADEMIC AFFAIRS FACULTY
ABBREVIATED CURRICULUM VITAE

Date: September 9, 2020

Name: Fox Elizabeth Brooke
Last **First** **Middle**

Citizenship and/or Visa Status: USA

Office Address: 171 Ashley Ave, Suite 300, MSC 403 **Telephone:** 843-792-6477
MUSC Library

Education: (*Baccalaureate and above*)

| <u>Institution</u> | <u>Years attended</u> | <u>Degree/Date</u> | <u>Field of Study</u> |
|-----------------------------|-----------------------|---------------------|------------------------|
| <u>Salisbury University</u> | <u>1992-1996</u> | <u>May 1996</u> | <u>Philosophy</u> |
| <u>Simmons University</u> | <u>1996-1997</u> | <u>January 1998</u> | <u>Library Science</u> |
| <u> </u> | <u> </u> | <u> </u> | <u> </u> |
| <u> </u> | <u> </u> | <u> </u> | <u> </u> |
| <u> </u> | <u> </u> | <u> </u> | <u> </u> |

| <u>Internship</u> | <u>Place</u> | <u>Dates</u> |
|-------------------|--------------|--------------|
| <u> </u> | <u> </u> | <u> </u> |
| <u> </u> | <u> </u> | <u> </u> |

Faculty appointments: (*Begin with initial appointment*)

| <u>Years</u> | <u>Rank</u> | <u>Institution</u> | <u>Department</u> |
|------------------|----------------------------|--------------------|----------------------------------|
| <u>2007-2015</u> | <u>Assistant Professor</u> | <u>MUSC</u> | <u>Academic Affairs, Library</u> |
| <u>2016-2020</u> | <u>Associate Professor</u> | <u>MUSC</u> | <u>Academic Affairs, Library</u> |
| <u> </u> | <u> </u> | <u> </u> | <u> </u> |
| <u> </u> | <u> </u> | <u> </u> | <u> </u> |
| <u> </u> | <u> </u> | <u> </u> | <u> </u> |
| <u> </u> | <u> </u> | <u> </u> | <u> </u> |
| <u> </u> | <u> </u> | <u> </u> | <u> </u> |
| <u> </u> | <u> </u> | <u> </u> | <u> </u> |

First Appointment to MUSC: Rank Assistant Professor **Date:** August 2007

Medical University of South Carolina
 College of Dental Medicine
 ABBREVIATED CURRICULUM VITAE

Name: Cayouette Monica Johnson
 Last **First** **Middle**

Citizenship and/or Visa Status: United States of America

Office Address: College of Dental Medicine Telephone: (843)792-6451
 Medical University of South Carolina
 PO Box 250507
 173 Ashley Avenue, BSB 550C MSC 507
 Charleston, SC 29425

Education: (*Baccalaureate and above*)

| <u>Institution</u> | <u>Years attended</u> | <u>Degree/Date</u> | <u>Field of Study</u> |
|--|-----------------------|--------------------|-----------------------|
| Drury College Springfield, Missouri | 1988 - 1992 | BA | Biology/ Chemistry |
| Medical University of South Carolina College of Dental Medicine Charleston, South Carolina | 1992 - 1996 | DMD | General Dentistry |
| University of Texas Graduate School of Biomedical Sciences at San Antonio San Antonio, Texas | 1997 - 1999 | MS | Prosthodontics |
| | | | |
| | | | |
| | | | |

Graduate Medical Training: (*Chronological*)

| Internship | <u>Place</u> | <u>Dates</u> |
|-------------------|--------------|--------------|
| | | |
| | | |

| Residencies or Postdoctoral: | <u>Place</u> | <u>Dates</u> |
|---|--------------|--------------|
| University of Texas Health Science Center at San Antonio Department of Prosthodontics San Antonio, Texas Prosthodontic Specialty Certificate | | 1996 - 1999 |
| | | |
| | | |

Board Certification: Date: 2006
 Licensure: Date: 1996

Medical University of South Carolina
COLLEGE OF HEALTH PROFESSIONS
ABBREVIATED CURRICULUM VITAE

Date: December 10, 2019

Name: Carson Nancy Edwards
Last First Middle

Citizenship and/or Visa Status: American

Office Address: 151-A Rutledge Avenue, Room 332 **Telephone:** 843-792-2239
Charleston, SC 29424

Education: (Baccalaureate and above)

| <u>Institution</u> | <u>Years Attended</u> | <u>Degree/Date</u> | <u>Field of Study</u> |
|---|-----------------------|--------------------|-----------------------------|
| <u>Medical University of South Carolina</u> | <u>1983-1985</u> | <u>BS</u> | <u>Occupational Therapy</u> |
| <u>Medical University of South Carolina</u> | <u>1986-1989</u> | <u>MHS</u> | <u>Health Sciences</u> |
| <u>University of South Carolina</u> | <u>2005-2011</u> | <u>PhD</u> | <u>Public Health</u> |
| <u> </u> | <u> </u> | <u> </u> | <u> </u> |
| <u> </u> | <u> </u> | <u> </u> | <u> </u> |

Graduate Medical Training: (Chronological)

| <u>Place</u> | <u>Dates</u> |
|--------------|--------------|
| <u> </u> | <u> </u> |
| <u> </u> | <u> </u> |
| <u> </u> | <u> </u> |

| <u>Place</u> | <u>Dates</u> |
|--------------|--------------|
| <u> </u> | <u> </u> |
| <u> </u> | <u> </u> |
| <u> </u> | <u> </u> |

Board Certification: National Board of Certification for Occupational Therapy, #AA614735 **Date:** 1985-present

Licensure: South Carolina Board of Occupational Therapy, #256 **Date:** 1985-present
Date:

Faculty appointments: (Begin with initial appointment)

| <u>Years</u> | <u>Rank</u> | <u>Institution</u> | <u>Department</u> |
|---------------------|----------------------------------|---|-----------------------------|
| <u>1990-1994</u> | <u>Instructor</u> | <u>Medical University of South Carolina</u> | <u>Occupational Therapy</u> |
| <u>1994-1996</u> | <u>Assistant Professor</u> | <u>Medical University of South Carolina</u> | <u>Occupational Therapy</u> |
| <u>1996-2002</u> | <u>Adjunct Assist. Professor</u> | <u>Medical University of South Carolina</u> | <u>Occupational Therapy</u> |
| <u>2002-2014</u> | <u>Assistant Professor</u> | <u>Medical University of South Carolina</u> | <u>Occupational Therapy</u> |
| <u>2014-2015</u> | <u>Assistant Professor</u> | <u>Medical University of South Carolina</u> | <u>Dean's Office</u> |
| <u>2015-present</u> | <u>Associate Professor</u> | <u>Medical University of South Carolina</u> | <u>Dean's Office</u> |

First Appointment to MUSC: Rank Instructor **Date:** 1990



Medical University of South Carolina
 COLLEGE OF HEALTH PROFESSIONS
 ABBREVIATED CURRICULUM VITAE

Date: 3/2/2020

Name: Seo Na Jin
 Last First Middle

Citizenship and/or Visa Status: Citizen

Office Address: 151B Rutledge Ave Telephone: 843-792-0084

Education: (*Baccalaureate and above*)

| Institution | Years Attended | Degree/Date | Field of Study |
|---|----------------|-------------|-------------------------------------|
| Pohang University of Science and Technology | 1999-2002 | B.S., 2002 | Mechanical Engineering |
| University of Michigan, Ann Arbor | 2003-2005 | M.S.E, 2015 | Industrial & Operations Engineering |
| University of Michigan, Ann Arbor | 2005-2007 | Ph.D., 2007 | Biomechanics, Ergonomics |
| | | | |
| | | | |

Graduate Medical Training: (*Chronological*)

| Internship | Place | Dates |
|------------|-------|-------|
| | | |
| | | |
| | | |

| Residencies or Postdoctoral: | Place | Dates |
|--|-------|-----------|
| Postdoctoral training, Rehabilitation Institute of Chicago | | 2007-2009 |
| | | |
| | | |

Board Certification: _____ Date: _____
 _____ Date: _____
 Licensure: _____ Date: _____
 _____ Date: _____

Faculty appointments: (*Begin with initial appointment*)

| Years | Rank | Institution | Department |
|--------------|---------------------|-----------------------------------|---|
| 2009-2015 | Assistant Professor | University of Wisconsin-Milwaukee | Dept of Industrial & Manufacturing Engineering |
| 2015-2016 | Assistant Professor | MUSC | Dept of Health Professions, Dept of Health Science & Research |
| 2016-current | Associate Professor | MUSC | Dept of Health Professions, Dept of Health Science & Research |
| | | | |
| | | | |

First Appointment to MUSC: Rank Assistant Professor Date: 2/9/2015

Medical University of South Carolina
College of Pharmacy
ABBREVIATED CURRICULUM VITAE

Name: Pilch Nicole A
Last First Middle

Citizenship and/or Visa Status: _____

Office Address: 280 Calhoun Street □ MSC 140 **Telephone:** n/a

Education: (*Baccalaureate and above*)

| <u>Institution</u> | <u>Years attended</u> | <u>Degree/Date</u> | <u>Field of Study</u> |
|---|-----------------------|--|-----------------------|
| University of Wisconsin-Madison School of Pharmacy Madison □ WI | | Doctor of Pharmacy May 200 □ | Pharmacy |
| University of Cincinnati Cincinnati □ OH | | Master of Science Clinical Research | June 2008 |
| _____ | _____ | _____ | _____ |
| _____ | _____ | _____ | _____ |
| _____ | _____ | _____ | _____ |
| _____ | _____ | _____ | _____ |
| _____ | _____ | _____ | _____ |

Graduate Medical Training: (*Chronological*)

| <u>Internship</u> | <u>Place</u> | <u>Dates</u> |
|-------------------|--------------|--------------|
| _____ | _____ | _____ |
| _____ | _____ | _____ |

Residencies or Postdoctoral:

| | |
|---|------------|
| Transplant Clinical Research Fellowship University of Cincinnati OH | July 2006 |
| Pharmacy Practice Residency Medical University of South Carolina | June 2004 |
| Critical Care Specialty Residency Medical Univeristy of SC | June 200 □ |

Board Certification:

Date: _____

Licensure:

Date: _____

Faculty appointments: (*Begin with initial appointment*)

| <u>Years</u> | <u>Rank</u> | <u>Institution</u> | <u>Department</u> |
|----------------|---|---|---|
| 2006-201 □ | Clinical Assistant Professor | South Carolina College of Pharmacy -MUSC | Clinical Pharmacy □ Outcome Sciences |
| 2006-201 □ | Clinical Specialist □ Solit Organ Transplant | Medical Univrity of South Carolina Medical Center | _____ |
| 200 □- Current | Associate Member of Graduate Faculty | Medical University of South Carolina | College of Graduate Studies |

Medical University of South Carolina

College of Pharmacy

ABBREVIATED CURRICULUM VITAE

| | | | |
|--------------|---------------------|---|--|
| 2017-Current | Associate Professor | Medical University of South Carolina College of Pharmacy | Clinical Pharmacy <input type="checkbox"/> Outcome Sciences |
| _____ | _____ | _____ | _____ |
| _____ | _____ | _____ | _____ |
| _____ | _____ | _____ | _____ |

Total Number of Publications in peer-reviewed journals: _____

First Appointment to MUSC: Rank Assistant Professor

Date: 2006-201

Medical University of South Carolina

College of Pharmacy

ABBREVIATED CURRICULUM VITAE

| | Graduate Faculty | Carolina | Studies |
|-------|------------------|----------|---------|
| _____ | _____ | _____ | _____ |
| _____ | _____ | _____ | _____ |
| _____ | _____ | _____ | _____ |

Total Number of Publications in peer-reviewed journals: 16

First Appointment to MUSC: Rank Assistant Professor **Date:** 8/18/08

Medical University of South Carolina
College of Medicine
ABBREVIATED CURRICULUM VITAE

Date: 2/1/2020

Name: Alekseyenko Alexander Vladimirovich
Last First Middle

Citizenship and/or Visa Status: US Citizen

Office Address: 135 Cannon Street CS405J Telephone: 843-792-2043

Education: (*Baccalaureate and above*)

| <u>Institution</u> | <u>Years attended</u> | <u>Degree/Date</u> | <u>Field of Study</u> |
|---|-----------------------|----------------------|-------------------------|
| <u>Case Western Reserve University</u> | <u>1999 - 2002</u> | <u>B.Sc./08-2002</u> | <u>Computer Science</u> |
| <u>University of California Los Angeles</u> | <u>2002 - 2003</u> | <u>M.Sc./12-2003</u> | <u>Biomathematics</u> |
| <u>University of California Los Angeles</u> | <u>2003 - 2008</u> | <u>Ph.D./07-2008</u> | <u>Biomathematics</u> |
| | | | |
| | | | |

Graduate Medical Training: (*Chronological*)

| <u>Place</u> | <u>Dates</u> |
|-------------------|--------------|
| <u>Internship</u> | |
| | |
| | |

| <u>Place</u> | <u>Dates</u> |
|---|--------------|
| <u>Residencies or Postdoctoral:</u> | |
| <u>Postdoctoral Fellow in Bioinformatics, European Bioinformatics Institute, UK</u> | <u>2008</u> |
| <u>Postdoctoral Scholar in Statistics, Stanford University</u> | <u>2009</u> |
| | |
| | |

| | |
|-----------------------------|--------------|
| <u>Board Certification:</u> | <u>Date:</u> |
| | <u>Date:</u> |
| | <u>Date:</u> |
| | <u>Date:</u> |
| <u>Licensure:</u> | <u>Date:</u> |
| | <u>Date:</u> |
| | <u>Date:</u> |
| | <u>Date:</u> |

Faculty appointments: (*Begin with initial appointment*)

| <u>Years</u> | <u>Rank</u> | <u>Institution</u> | <u>Department</u> |
|--------------------|----------------------------|---|--|
| <u>2009 - 2014</u> | <u>Assistant Professor</u> | <u>New York University School of Medicine</u> | <u>Medicine/Translational Medicine</u> |
| <u>2014 - 2015</u> | <u>Associate Professor</u> | <u>New York University School of Medicine</u> | <u>Medicine/Translational Medicine</u> |
| <u>2015 - 2019</u> | <u>Associate Professor</u> | <u>Medical University of South Carolina</u> | <u>Public Health Sciences</u> |
| <u>2020 -</u> | <u>Professor</u> | <u>Medical University of South Carolina</u> | <u>Public Health Sciences</u> |
| | | | |
| | | | |

First Appointment to MUSC: Rank Associate Professor Date: 01-09-2015

Medical University of South Carolina
College of Medicine
ABBREVIATED CURRICULUM VITAE

Date: March 5th, 2020

Name: Atkinson Carl _____
Last **First** **Middle**

Citizenship and/or Visa Status: British/Green Card

Office Address: BSB214B **Telephone:** 792-1716

Education: (Baccalaureate and above)

| <u>Institution</u> | <u>Years attended</u> | <u>Degree/Date</u> | <u>Field of Study</u> |
|--|-----------------------|--------------------|------------------------------|
| <u>Kingston University</u> | <u>1990-1993</u> | <u>BSc</u> | <u>Biomedical Sciences</u> |
| <u>University of the West of England</u> | <u>1994-1995</u> | <u>BSc</u> | <u>Cellular Pathology</u> |
| <u>University of the West of England</u> | <u>1999-2003</u> | <u>PhD</u> | <u>Transplant Immunology</u> |
| _____ | _____ | _____ | _____ |
| _____ | _____ | _____ | _____ |

Graduate Medical Training: (Chronological)

| <u>Place</u> | <u>Dates</u> |
|----------------------------|--------------|
| Internship _____ | _____ |

| <u>Place</u> | <u>Dates</u> |
|--|----------------------------|
| Residencies or Postdoctoral: <u>Post-Doctoral Scientist</u> <u>University of Cambridge</u> | <u>Dec 2003 – Jun 2004</u> |
| <u>Post-Doctoral Scientist</u> <u>Medical University of South Carolina</u> | <u>Jul 2004 – Jun 2006</u> |
| _____ | _____ |
| _____ | _____ |

Board Certification: _____ **Date:** _____
 _____ **Date:** _____
 _____ **Date:** _____
 _____ **Date:** _____

Licensure: _____ **Date:** _____
 _____ **Date:** _____
 _____ **Date:** _____
 _____ **Date:** _____

Faculty appointments: (Begin with initial appointment)

| <u>Years</u> | <u>Rank</u> | <u>Institution</u> | <u>Department</u> |
|---------------------|--------------------------------|--------------------|------------------------------------|
| <u>2006-2008</u> | <u>Research Assistant Prof</u> | <u>MUSC</u> | <u>Microbiology and Immunology</u> |
| <u>2008-2012</u> | <u>Assistant Professor</u> | <u>MUSC</u> | <u>Microbiology and Immunology</u> |
| <u>2008-Present</u> | <u>Associate Professor</u> | <u>MUSC</u> | <u>Microbiology and Immunology</u> |
| _____ | _____ | _____ | _____ |
| _____ | _____ | _____ | _____ |
| _____ | _____ | _____ | _____ |
| _____ | _____ | _____ | _____ |

First Appointment to MUSC: Rank Assistant Professor **Date:** 1st July 2008

Medical University of South Carolina

College Of Medicine

ABBREVIATED CURRICULUM VITAE

Name: Alice M. Boylan, M.D.

Date: 4/13/2020

Citizenship and/or Visa Status:

Office Address: 96 Jonathan Lucas Street 816 CSB MSC 630, Charleston, SC, 29425 Telephone: (843) 792-5626

Education: (*Baccalaureate and above*)

| <u>Year Earned</u> | <u>Institution</u> | <u>Degree</u> | <u>Field of Study</u> |
|--------------------|--------------------|---------------|-----------------------|
| 1979 | Dickinson College | B.S. | |
| 1985 | Temple University | M.D. | Medicine |

Graduate Medical Training: (*Chronological*)

| <u>Internship</u> | <u>Place</u> | <u>Dates</u> |
|--|--|--------------|
| Intern and Resident, Internal Medicine | Dartmouth Hitchcock Medical Center, Hanover, Hew Hampshire | 1985 - 1988 |

| <u>Residencies or Postdoctoral</u> | <u>Place</u> | <u>Dates</u> |
|--|---|--------------|
| Fellow in Pulmonary Disease and Critical Care | University of California, San Francisco | 1988 - 1989 |
| Research Fellow, Cardiovascular Research Institute | University of California, San Francisco | 1989 - 1992 |

Board Certification:

| | |
|---|---------------|
| Internal Medicine, American Board of Internal Medicine | Date: 01/1988 |
| Pulmonary Disease, American Board of Internal Medicine | Date: 01/2005 |
| Critical Care Medicine, American Board of Internal Medicine | Date: 05/2014 |

Licensure:

| | |
|--------------------|---------------|
| SC Medical License | Date: 01/1995 |
|--------------------|---------------|

Faculty Appointments:

| <u>Years</u> | <u>Rank</u> | <u>Institution</u> | <u>Department</u> |
|----------------|---------------------------------|---|-----------------------------|
| 1992 - 1995 | Assistant Professor of Medicine | University of California, San Francisco | Medicine |
| 1995 - 2004 | Assistant Professor | Medical University of South Carolina | Division of Pulmonary |
| 1995 - Present | Associate Member | Medical University of South Carolina | College of Graduate Studies |
| 2004 - 2015 | Associate Professor | Medical University of South Carolina | Medicine |
| 2015 - Present | Professor | Medical University of South Carolina | Division of Pulmonary |

First Appointment to MUSC:

Rank: Assistant Professor

Date: 1995

Medical University of South Carolina

College Of Medicine

ABBREVIATED CURRICULUM VITAE

Name: Allison Ross Eckard, M.D.

Date: 4/13/2020

Citizenship and/or Visa Status: United States of America

Office Address: 135 Rutledge Ave, Ste 1217, MSC 752, Charleston, SC, 29425

Telephone: 843-792-4542

Education: (*Baccalaureate and above*)

| <u>Year Earned</u> | <u>Institution</u> | <u>Degree</u> | <u>Field of Study</u> |
|--------------------|----------------------------|---------------|-----------------------|
| 1998 | Baldwin-Wallace University | B.S. | Biological Sciences |
| 2002 | University of Pittsburgh | M.D. | Medicine |

Graduate Medical Training: (*Chronological*)

| <u>Residencies or Postdoctoral</u> | <u>Place</u> | <u>Dates</u> |
|--|--|--------------|
| Pediatric Residency Training | Rainbow Babies & Children's Hospital/Case Western Reserve University, Cleveland, Ohio | 2002 - 2005 |
| International Health Care Residency Track | Rainbow Babies & Children's Hospital/Case Western Reserve University, Cleveland, Ohio | 2002 - 2005 |
| Pediatric Infectious Diseases Fellowship | Rainbow Babies & Children's Hospital/Case Western Reserve University, Cleveland, Ohio | 2005 - 2008 |
| American Society of Tropical Medicine and Hygiene (ASTMH) Diploma Course in Clinical Tropical Medicine and Travelers' Health | University Hospitals, Case Medical Center/Case Western Reserve University, Cleveland, Ohio | 2005 - 2008 |

Board Certification:

| | |
|---|----------------------|
| American Board of Pediatrics, General Pediatrics | Date: 2005 - Present |
| American Board of Pediatrics, Infectious Diseases | Date: 2009 - Present |
| American Academy of HIV Medicine, HIV Specialist | Date: 2019 - Present |

Licensure:

| | |
|--------------------------------|----------------------|
| Ohio State Medical License | Date: 2005 - Present |
| Georgia State Medical License | Date: 2008 - Present |
| South Carolina Medical License | Date: 2014 - Present |

Faculty Appointments:

| <u>Years</u> | <u>Rank</u> | <u>Institution</u> | <u>Department</u> |
|-------------------|-----------------------------|--------------------------------------|---|
| 10/2008 - 02/2015 | Assistant Professor | Emory University School of Medicine | Pediatrics Division of Infectious Diseases |
| 2015 - Present | Associate Professor | Medical University of South Carolina | Pediatrics Division of Pediatric Infectious Diseases |
| 2015 - Present | Associate Professor | Medical University of South Carolina | Medicine Division of Infectious Diseases |
| 03/2015 - Present | Adjunct Assistant Professor | Emory University School of Medicine | Pediatrics Division of Infectious Diseases |

First Appointment to MUSC:

Rank: Associate Professor

Date: 2015

Medical University of South Carolina
College of Medicine
ABBREVIATED CURRICULUM VITAE

Date: October 25, 2016

Name: Eckert Mark Andrew
 Last First Middle

Citizenship and/or Visa Status: USA

Office Address: 612 Walton Research Building Telephone: 792-5914
 39 Sabin Street, Charleston, South Carolina

Education: (*Baccalaureate and above*)

| <u>Institution</u> | <u>Years attended</u> | <u>Degree/Date</u> | <u>Field of Study</u> |
|--------------------------------|-----------------------|--------------------|---|
| <u>Villanova University</u> | <u>1988</u> | <u>1992</u> | <u>Psychology</u> |
| <u>George Mason University</u> | <u>1992</u> | <u>1994</u> | <u>Experimental Neuropsychology</u> |
| <u>University of Florida</u> | <u>1994</u> | <u>1998</u> | <u>Psychobiology</u> |
| _____ | _____ | _____ | _____ |
| _____ | _____ | _____ | _____ |

Graduate Medical Training: (*Chronological*)

| <u>NA</u> | <u>Place</u> | <u>Dates</u> |
|-------------------|--------------|--------------|
| <u>Internship</u> | | |
| <u>NA</u> | | |
| _____ | | |

| | <u>Place</u> | <u>Dates</u> |
|--|--------------|------------------|
| <u>Residencies or Postdoctoral:</u> | | |
| <u>University of Florida – Postdoctoral Fellow</u> | | <u>1999-2001</u> |
| <u>Stanford University – Senior Research Scientist</u> | | <u>2003-2005</u> |
| _____ | | |
| _____ | | |

Board Certification: NA Date: _____
 Date: _____
 Date: _____
 Date: _____

Licensure: NA Date: _____
 Date: _____
 Date: _____
 Date: _____

Faculty appointments: (*Begin with initial appointment*)

| <u>Years</u> | <u>Rank</u> | <u>Institution</u> | <u>Department</u> |
|---------------------|--|-----------------------------------|-----------------------|
| <u>1999</u> | <u>Adjunct Assistant Professor</u> | <u>University of Florida</u> | <u>Psychology</u> |
| <u>2001-2003</u> | <u>Instructor</u> | <u>University of Florida</u> | <u>Neuroscience</u> |
| <u>2005-2009</u> | <u>Assistant Professor</u> | <u>Medical University of S.C.</u> | <u>Otolaryngology</u> |
| <u>2009-2017</u> | <u>Associate Professor</u> | <u>Medical University of S.C.</u> | <u>Otolaryngology</u> |
| <u>2017-current</u> | <u>Professor</u> | <u>Medical University of S.C.</u> | <u>Otolaryngology</u> |
| _____ | _____ | _____ | _____ |
| _____ | _____ | _____ | _____ |

First Appointment to MUSC: Rank Assistant Professor Date: December 2005

Medical University of South Carolina

College Of Medicine

ABBREVIATED CURRICULUM VITAE

Name: John Terrill Huggins, M.D.

Date: 3/25/2020

Citizenship and/or Visa Status: U.S. Citizen

Office Address: 96 Jonathan Lucas Street, 816 CSB, Charleston, SC, 29425, USA Telephone: (843) 792-3161

Education: (*Baccalaureate and above*)

| <u>Year Earned</u> | <u>Institution</u> | <u>Degree</u> | <u>Field of Study</u> |
|--------------------|--------------------------------------|---------------|-----------------------|
| 1992 | Wake Forest University | B.S. | Biology |
| 1997 | Medical University of South Carolina | M.D. | Medicine |

Graduate Medical Training: (*Chronological*)

| <u>Internship</u> | <u>Place</u> | <u>Dates</u> |
|-----------------------------------|--------------------------------------|--------------|
| Resident, Internal Medicine | Medical University of South Carolina | 1997 - 2000 |
| Chief Resident, Internal Medicine | Medical University of South Carolina | 2000 - 2001 |

| <u>Residencies or Postdoctoral</u> | <u>Place</u> | <u>Dates</u> |
|--|--------------------------------------|--------------|
| Fellow, Pulmonary and Critical Care Medicine | Medical University of South Carolina | 2001 - 2004 |

Board Certification:

| | |
|---|----------------------|
| American Board of Internal Medicine | Date: 2000 - 2010 |
| American Board of Internal Medicine: Pulmonary Disease | Date: 2013 - Present |
| American Board of Internal Medicine: Critical Care Medicine | Date: 2015 - Present |

Licensure:

| | |
|----------------|----------------------|
| South Carolina | Date: 1998 - Present |
|----------------|----------------------|

Faculty Appointments:

| <u>Years</u> | <u>Rank</u> | <u>Institution</u> | <u>Department</u> |
|----------------|---------------------|--------------------------------------|-----------------------------------|
| 2000 - 2001 | Clinical Instructor | Medical University of South Carolina | Medicine |
| 2004 - 2006 | Assistant Professor | Medical University of South Carolina | Medicine Division of Pulmonary |
| 2008 - 2012 | Assistant Professor | Medical University of South Carolina | Medicine Division of Pulmonary |
| 2012 - 2017 | Associate Professor | Medical University of South Carolina | Medicine Division of Pulmonary |
| 2018 - Present | Professor | Medical University of South Carolina | Medicine Division of Pulmonary |

First Appointment to MUSC:

Rank: Clinical Instructor

Date: 2000

Medical University of South Carolina

College Of Medicine

ABBREVIATED CURRICULUM VITAE

Name: R. Amanda C. LaRue, Ph.D.

Date: 9/21/2020

Citizenship and/or Visa Status: US Citizen

Office Address: 171 Ashley Avenue, MSC 908, Charleston, SC, 29425

Telephone: 843-789-6707

Education: (*Baccalaureate and above*)

| <u>Year Earned</u> | <u>Institution</u> | <u>Degree</u> | <u>Field of Study</u> |
|--------------------|--------------------------------------|---------------|--------------------------------|
| 1997 | Wofford College, SC | B.A. | French |
| 1997 | Wofford College, SC | B.S. | Biology |
| 2003 | Medical University of South Carolina | Ph.D. | Molecular and Cellular Biology |

Graduate Medical Training: (*Chronological*)

| <u>Residencies or Postdoctoral</u> | <u>Place</u> | <u>Dates</u> |
|---|--|--------------|
| Postdoctoral Fellow, Department of Medicine, Division of Experimental Hematology (Mentor: Makio Ogawa, MD, PhD) | Medical University of South Carolina, Charleston, SC | 2003 - 2005 |
| Postdoctoral Fellow, Research Services (Mentor: Makio Ogawa, MD, PhD) | Ralph H. Johnson VA Medical Center, Charleston, SC | 2003 - 2005 |

Board Certification:

Licensure:

Faculty Appointments:

| <u>Years</u> | <u>Rank</u> | <u>Institution</u> | <u>Department</u> |
|----------------|---------------------------|---|---|
| 2005 - 2007 | Assistant Professor | Medical University of South Carolina | Medicine Division of Experimental Hematology |
| 2005 - Present | Research Health Scientist | Ralph H. Johnson VA Medical Center, Charleston, SC | Research Services |
| 2007 - 2011 | Assistant Professor | Medical University of South Carolina | Pathology and Laboratory Medicine |
| 2007 - Present | Full Member | Medical University of South Carolina | College of Graduate Studies |
| 2009 - 2011 | Assistant Professor | Medical University of South Carolina, Microbiology and Immunology (Adjunct) | |
| 2011 - 2016 | Associate Professor | Medical University of South Carolina | Pathology and Laboratory Medicine |
| 2011 - 2016 | Associate Professor | Clemson University | Bioengineering (Adjunct) |
| 2016 - Present | Professor | Medical University of South Carolina | Pathology and Laboratory Medicine |

First Appointment to MUSC:

Rank: Assistant Professor

Date: 2005

Medical University of South Carolina

College Of Medicine

ABBREVIATED CURRICULUM VITAE

Name: Lee R Leddy, M.D.

Date: 5/11/2020

Citizenship and/or Visa Status: USA

Office Address: 96 Jonathan Lucas St MSC 622,
Charleston, SC, 29425, USA

Telephone: (843) 876-1119

Education: (*Baccalaureate and above*)

| <u>Year Earned</u> | <u>Institution</u> | <u>Degree</u> | <u>Field of Study</u> |
|--------------------|--|---------------|-----------------------|
| 1999 | Emory University | B.S. | Biological Sciences |
| 2003 | University of Florida School of Medicine | M.D. | Medicine |
| 2014 | Medical University of South Carolina | M.S.C.R. | Clinical Research |

Graduate Medical Training: (*Chronological*)

| <u>Internship</u> | <u>Place</u> | <u>Dates</u> |
|-------------------|--|----------------------|
| Internship | Emory University Department of Orthopedics | 07/2003 - 06/2004 |

| <u>Residencies or Postdoctoral</u> | <u>Place</u> | <u>Dates</u> |
|------------------------------------|---|----------------------|
| Resident | Emory University Department of Orthopedics | 07/2004 - 06/2008 |
| Fellow | Emory University Department of Orthopedics-Oncology | 08/2008 - 07/2009 |

Faculty Appointments:

| <u>Years</u> | <u>Rank</u> | <u>Institution</u> | <u>Department</u> |
|-------------------|---------------------|---|---------------------------------------|
| 2008 - 2009 | Clinical Instructor | Emory University | Department of Orthopaedic Surgery |
| 2009 - 2014 | Assistant Professor | Medical University of South Carolina | Orthopaedics |
| 2010 - Present | Clinical Instructor | University of South Carolina | Department of Orthopaedic Surgery |
| 2014 - Present | Associate Professor | Medical University of South Carolina | Orthopaedics and Physical Medicine |
| 11/2014 - Present | Associate Member | The Medical University of South Carolina | College of Graduate Studies |

First Appointment to
MUSC:

Rank: Assistant Professor

Date: 2009

Medical University of South Carolina
College of Medicine
ABBREVIATED CURRICULUM VITAE

Date: 3/30/2020

Name: Liu Hesheng
Last First Middle

Citizenship and/or Visa Status: Permanent Resident of the US

Office Address: CS101FL, 135 Cannon St. Charleston Telephone: 843-792-8642

Education: (*Baccalaureate and above*)

| <u>Institution</u> | <u>Years attended</u> | <u>Degree/Date</u> | <u>Field of Study</u> |
|----------------------------|-----------------------|--------------------|-------------------------------|
| <u>Tsinghua University</u> | <u>1992-1997</u> | <u>BS</u> | <u>Biomedical Engineering</u> |
| <u>Tsinghua University</u> | <u>1997-2003</u> | <u>MS, PhD</u> | <u>Biomedical Engineering</u> |
| <u> </u> | <u> </u> | <u> </u> | <u> </u> |
| <u> </u> | <u> </u> | <u> </u> | <u> </u> |
| <u> </u> | <u> </u> | <u> </u> | <u> </u> |

Graduate Medical Training: (*Chronological*)

| <u>Place</u> | <u>Dates</u> |
|--------------|--------------|
| <u> </u> | <u> </u> |
| <u> </u> | <u> </u> |

| <u>Place</u> | <u>Dates</u> |
|--|------------------|
| <u>Postdoctoral Fellow Washington State University</u> | <u>2004-2006</u> |
| <u>Postdoctoral Fellow Harvard Medical School/Massachusetts General Hospital</u> | <u>2006-2009</u> |
| <u> </u> | <u> </u> |
| <u> </u> | <u> </u> |
| <u> </u> | <u> </u> |

Board Certification: _____ Date: _____
 _____ Date: _____
 _____ Date: _____

Licensure: _____ Date: _____
 _____ Date: _____
 _____ Date: _____

Faculty appointments: (*Begin with initial appointment*)

| <u>Years</u> | <u>Rank</u> | <u>Institution</u> | <u>Department</u> |
|------------------|----------------------------|-------------------------------|-------------------|
| <u>2009-2012</u> | <u>Instructor</u> | <u>Harvard Medical School</u> | <u>Radiology</u> |
| <u>2012-2016</u> | <u>Assistant Professor</u> | <u>Harvard Medical School</u> | <u>Radiology</u> |
| <u>2016-2019</u> | <u>Associate Professor</u> | <u>Harvard Medical School</u> | <u>Radiology</u> |
| <u> </u> | <u> </u> | <u> </u> | <u> </u> |
| <u> </u> | <u> </u> | <u> </u> | <u> </u> |
| <u> </u> | <u> </u> | <u> </u> | <u> </u> |
| <u> </u> | <u> </u> | <u> </u> | <u> </u> |

First Appointment to MUSC: Rank Professor Date: 1/1/2019

Medical University of South Carolina

College Of Medicine

ABBREVIATED CURRICULUM VITAE

Name: Mark Alan Lockett, M.D.

Date: 5/11/2020

Citizenship and/or Visa Status: USA

Office Address: 114 Doughty Street MSC 295, Charleston, SC, 29425, USA Telephone: 843-876-0179

Education: (*Baccalaureate and above*)

| <u>Year Earned</u> | <u>Institution</u> | <u>Degree</u> | <u>Field of Study</u> |
|--------------------|--------------------------------------|---------------|-------------------------|
| 1990 | Furman University, Greenville | B.A. | Business Administration |
| 1994 | Medical University of South Carolina | M.D. | Medicine |

Graduate Medical Training: (*Chronological*)

| <u>Internship</u> | <u>Place</u> | <u>Dates</u> |
|-------------------|---------------------------------|-------------------|
| Student | East Tennessee State University | 01/2010 - 01/2011 |

| <u>Residencies or Postdoctoral</u> | <u>Place</u> | <u>Dates</u> |
|------------------------------------|--------------------------------------|-------------------|
| Surgery Residency | Medical University of South Carolina | 07/1994 - 06/2000 |

Board Certification:

Licensure:

SC Medical License 17930

Faculty Appointments:

| <u>Years</u> | <u>Rank</u> | <u>Institution</u> | <u>Department</u> |
|-------------------|---------------------|--|--|
| 2000 - 2001 | Assistant Professor | Medical University of South Carolina | Surgery Division of General Surgery |
| 07/2001 - 06/2006 | Assistant Professor | East Tennessee State University | Surgery |
| 07/2006 - 08/2011 | Associate Professor | East Tennessee State University | Surgery |
| 2011 - 2013 | Associate Professor | Medical University of South Carolina | Surgery Division of GI Surgery |
| 2013 - 2019 | Associate Professor | Medical University of South Carolina | Surgery Division of Oncologic and Endocrine Surgery |
| 2018 | Faculty | Institute for Healthcare Improvement (IHI) | |
| 2019 - Present | Professor | Medical University of South Carolina | Surgery Division of Oncologic and Endocrine Surgery |

First Appointment to MUSC:

Rank: Assistant Professor

Date: 2000

Medical University of South Carolina

College Of Medicine

ABBREVIATED CURRICULUM VITAE

Name: Shikhar Mehrotra, Ph.D.

Date: 5/7/2020

Citizenship and/or Visa Status: US Citizen

Office Address: 86 Jonathan Lucas St Suite 512 HCC, Charleston, SC,
29425, USA

Telephone: 843-792-9195

Education: (*Baccalaureate and above*)

| <u>Year Earned</u> | <u>Institution</u> | <u>Degree</u> | <u>Field of Study</u> |
|--------------------|--|---------------|----------------------------------|
| 1994 | Avadh University | B.Sc. | Chemistry and Botany and Zoology |
| 1996 | Avadh University | M.Sc. | Microbiology |
| 2001 | Sanjay Gandhi Postgraduate Institute of Medical Sciences | Ph.D. | Immunology |

Graduate Medical Training: (*Chronological*)

| <u>Residencies or Postdoctoral</u> | <u>Place</u> | <u>Dates</u> |
|------------------------------------|---|-------------------|
| Postdoctoral Fellow | University of Connecticut Health Center | 09/2001 - 09/2006 |

Board Certification:

Licensure:

Faculty Appointments:

| <u>Years</u> | <u>Rank</u> | <u>Institution</u> | <u>Department</u> |
|-------------------|--|--------------------------------------|--|
| 2006 - 2007 | Research Assistant Professor | Medical University of South Carolina | Surgery Division of General Surgery |
| 2007 - 2011 | Assistant Professor | Medical University of South Carolina | Surgery Division of General Surgery |
| 2008 - Present | Associate Member | Medical University of South Carolina | College of Graduate Studies |
| 2012 - Present | Associate Professor | Medical University of South Carolina | Microbiology and Immunology |
| 2012 - Present | Associate Professor | Medical University of South Carolina | Surgery Division of General Surgery |
| 01/2012 - Present | Associate Scientific Director, Center for Cellular Therapy | Medical University of South Carolina | |
| 05/2020 - Present | Co-leader, Cancer Immunology Program, Hollings Cancer Center | Medical University of South Carolina | |

First Appointment to MUSC:

Rank: Research Assistant Professor

Date: 2006

Medical University of South Carolina
College of Medicine
ABBREVIATED CURRICULUM VITAE

Date: 05/01/2020

Name: Norris Russell Andrew
Last First Middle

Citizenship and/or Visa Status: US citizen

Office Address: 608 CRI Telephone: 792-3544

Education: (*Baccalaureate and above*)

| <u>Institution</u> | <u>Years attended</u> | <u>Degree/Date</u> | <u>Field of Study</u> |
|---|-----------------------|----------------------|-----------------------|
| <u>University of Cincinnati</u> | <u>4</u> | <u>B.S./May '95</u> | <u>Biology</u> |
| <u>Medical University of South Carolina</u> | <u>5</u> | <u>PhD/Dec. 2000</u> | <u>MCBP</u> |
| _____ | _____ | _____ | _____ |

Graduate Medical Training: (*Chronological*)

| | <u>Place</u> | <u>Dates</u> |
|-------------------|--------------|--------------|
| Internship | | |
| <u>N/A</u> | _____ | _____ |

| | <u>Place</u> | <u>Dates</u> |
|--|--------------|------------------|
| Residencies or Postdoctoral: | | |
| <u>First Postdoctoral Fellowship, MUSC (Corey Mjaatvedt, Mentor)</u> | _____ | <u>2001-2004</u> |
| <u>Second Postdoctoral Fellowship, MUSC (Roger Markwald, Mentor)</u> | _____ | <u>2004-2007</u> |

| | | |
|-----------------------------|------------|--------------|
| Board Certification: | <u>N/A</u> | <u>Date:</u> |
| | _____ | <u>Date:</u> |
| | _____ | <u>Date:</u> |
| | _____ | <u>Date:</u> |
| Licensure: | <u>N/A</u> | <u>Date:</u> |
| | _____ | <u>Date:</u> |
| | _____ | <u>Date:</u> |

Faculty appointments: (*Begin with initial appointment*)

| <u>Years</u> | <u>Rank</u> | <u>Institution</u> | <u>Department</u> |
|---------------------|---|--------------------|---|
| <u>2007-2011</u> | <u>Assistant Professor (research Track)</u> | <u>MUSC</u> | <u>Cell Biology and Anatomy</u> |
| <u>2011-2016</u> | <u>Assistant Professor (Tenure Track)</u> | <u>MUSC</u> | <u>Regenerative Medicine and Cell Biology</u> |
| <u>2016-Present</u> | <u>Associate Professor (Tenure Track)</u> | <u>MUSC</u> | <u>Regenerative Medicine and Cell biology</u> |

First Appointment to MUSC: Rank Assistant Professor **Date:** 01/2007

Medical University of South Carolina

College Of Medicine

ABBREVIATED CURRICULUM VITAE

Name: Mark P Rubinstein, Ph.D.

Date: 5/7/2020

Citizenship and/or Visa Status:

Office Address: 86 Jonathan Lucas Street, HCC506, Charleston, SC, 29425 Telephone: (843) 792-8504

Education: (*Baccalaureate and above*)

| <u>Year Earned</u> | <u>Institution</u> | <u>Degree</u> | <u>Field of Study</u> |
|--------------------|--------------------------------------|---------------|---|
| 1995 | University of Virginia | B.S. | Economics and Biology |
| 2002 | Medical University of South Carolina | Ph.D. | Molecular and Cellular Biology and Pathobiology |

Graduate Medical Training: (*Chronological*)

| <u>Residencies or Postdoctoral</u> | <u>Place</u> | <u>Dates</u> |
|---|---|--------------|
| Postdoctoral Fellow (Laboratory of Dr. Jonathan Sprent) | Scripps Research Institute, San Diego, CA | 2003 - 2006 |
| Postdoctoral Fellow (Laboratory of Dr. Ananda Goldrath) | University of California, San Diego | 2006 - 2008 |

Board Certification:

Licensure:

Faculty Appointments:

| <u>Years</u> | <u>Rank</u> | <u>Institution</u> | <u>Department</u> |
|----------------|---------------------|--------------------------------------|--|
| 2009 - 2018 | Assistant Professor | Medical University of South Carolina | Surgery Division of General Surgery |
| 2010 - Present | Full Member | Medical University of South Carolina | College of Graduate Studies |
| 2011 - 2018 | Assistant Professor | Medical University of South Carolina | Microbiology and Immunology |
| 2018 - 2018 | Assistant Professor | Medical University of South Carolina | Surgery Division of Oncologic and Endocrine Surgery |
| 2019 - Present | Associate Professor | Medical University of South Carolina | Surgery Division of Oncologic and Endocrine Surgery |
| 2019 - Present | Associate Professor | Medical University of South Carolina | Microbiology and Immunology |

First Appointment to MUSC:

Rank: Assistant Professor

Date: 2009

Medical University of South Carolina

College Of Medicine

ABBREVIATED CURRICULUM VITAE

Name: Mary Olivia Titus-Dalu, M.D.

Date: 3/2/2020

Citizenship and/or Visa Status:

Office Address: 135 Rutledge Avenue, P O Box 250566, MSC 561,
Charleston, SC, 29425

Telephone: 843-792-0269

Education: (*Baccalaureate and above*)

| <u>Year Earned</u> | <u>Institution</u> | <u>Degree</u> | <u>Field of Study</u> |
|--------------------|--------------------------------------|---------------|-----------------------|
| 1994 | University of Virginia | B.A. | Psychology |
| 1999 | Medical University of South Carolina | M.D. | Medicine |

Graduate Medical Training: (*Chronological*)

| <u>Internship</u> | <u>Place</u> | <u>Dates</u> |
|-------------------|--|--------------|
| Internship | Vanderbilt University Medical Center, Pediatrics | 1999 - 2000 |

| <u>Residencies or Postdoctoral</u> | <u>Place</u> | <u>Dates</u> |
|-------------------------------------|--|--------------|
| Resident | Vanderbilt University Medical Center, Pediatrics | 2000 - 2002 |
| Fellow Pediatric Emergency Medicine | Vanderbilt University Medical Center, Pediatrics | 2002 - 2005 |

Board Certification:

Pediatrics Date: 2002

Pediatric Emergency Medicine Date: 2006

Licensure:

SC Medical License #27727 Date: 06/30/2005

Faculty Appointments:

| <u>Years</u> | <u>Rank</u> | <u>Institution</u> | <u>Department</u> |
|----------------|---------------------|--------------------------------------|---|
| 2000 - 2005 | Clinical Instructor | Vanderbilt Children's Hospital | Pediatrics |
| 2005 - 2010 | Assistant Professor | Medical University of South Carolina | Pediatrics Division of Pediatric Emergency Medicine |
| 2010 - Present | Associate Professor | Medical University of South Carolina | Pediatrics Division of Pediatric Emergency Medicine |

First Appointment to MUSC:

Rank: Assistant Professor

Date: 2005

Medical University of South Carolina

College Of Medicine

ABBREVIATED CURRICULUM VITAE

Name: Sinai C. Zyblewski, M.D.

Date: 3/2/2020

Citizenship and/or Visa Status:

Office Address: 10 McClellan Banks Drive MSC 915, Charleston, SC,
29425

Telephone: 843-792-1035

Education: (*Baccalaureate and above*)

| <u>Year Earned</u> | <u>Institution</u> | <u>Degree</u> | <u>Field of Study</u> |
|--------------------|--------------------------------------|---------------|-----------------------|
| 1996 | Brown University | B.A. | Biology |
| 2002 | Medical University of South Carolina | M.D. | Medicine |
| 2010 | Medical University of South Carolina | M.S. | Clinical Research |

Graduate Medical Training: (*Chronological*)

| <u>Internship</u> | <u>Place</u> | <u>Dates</u> |
|-------------------|--------------------------------------|--------------|
| Internship | Medical University of South Carolina | 2002 - 2003 |

| <u>Residencies or Postdoctoral</u> | <u>Place</u> | <u>Dates</u> |
|------------------------------------|--------------------------------------|--------------|
| Residency | Medical University of South Carolina | 2003 - 2005 |
| Fellowship | Medical University of South Carolina | 2005 - 2009 |

Board Certification:

| | |
|---|------------|
| American Board of Pediatrics | Date: 2005 |
| Pediatric Cardiology American Board of Pediatrics | Date: 2008 |
| American Board of Pediatrics - Recertification | Date: 2015 |
| Pediatric Advanced Life Support | Date: 2018 |

Licensure:

| | |
|--------------------|------------|
| SC Medical License | Date: 2005 |
|--------------------|------------|

Faculty Appointments:

| <u>Years</u> | <u>Rank</u> | <u>Institution</u> | <u>Department</u> |
|----------------|---------------------|--------------------------------------|--|
| 2009 - 2015 | Assistant Professor | Medical University of South Carolina | Pediatrics Division of Pediatric Cardiology |
| 2015 - Present | Associate Professor | Medical University of South Carolina | Pediatrics Division of Pediatric Cardiology |

First Appointment to MUSC:

Rank: Assistant Professor

Date: 2009

Medical University of South Carolina

College Of Medicine

ABBREVIATED CURRICULUM VITAE

Name: Raymond N. DuBois Jr, M.D., Ph.D.

Date: 9/10/2020

Citizenship and/or Visa Status:

Office Address:

Telephone:

Education: (*Baccalaureate and above*)

| <u>Year Earned</u> | <u>Institution</u> | <u>Degree</u> | <u>Field of Study</u> |
|--------------------|--|---------------|-----------------------|
| 1977 | Texas A & M University | B.S. | Biochemistry |
| 1981 | University of Texas Southwestern Medical School | Ph.D. | Biochemistry |
| 1985 | University of Texas Health Science Center, San Antonio | M.D. | Medicine |

Graduate Medical Training: (*Chronological*)

| <u>Residencies or Postdoctoral</u> | <u>Place</u> | <u>Dates</u> |
|---------------------------------------|---|--------------|
| Osler Medicine Internship & Residency | The Johns Hopkins Hospital, Baltimore, Maryland | 1985 - 1988 |
| Gastroenterology Fellowship | The Johns Hopkins Hospital, Baltimore, Maryland | 1988 - 1991 |

Board Certification:

Licensure:

Faculty Appointments:

| <u>Years</u> | <u>Rank</u> | <u>Institution</u> | <u>Department</u> |
|-------------------|---|---|--|
| 04/1991 - 09/1994 | Assistant Professor | Vanderbilt University Medical Center | Medicine and Cell Biology |
| 09/1994 - 09/1997 | Associate Professor | Vanderbilt University Medical Center | Medicine and Cell Biology |
| 09/1997 - 02/2007 | Professor | Vanderbilt University Medical Center | Medicine and Cell Biology |
| 07/2001 - 07/2007 | Professor | Vanderbilt University Medical Center | Cancer Biology |
| 06/2007 - 11/2012 | Professor | The University of Texas MD Anderson Cancer Center | Cancer Medicine and Cancer Biology |
| 2008 - 2012 | Ellen F. Knisely Distinguished Chair in Colon Cancer Research | The University of Texas MD Anderson Cancer Center | |
| 12/2012 | Dalton Professor | Arizona State University | Chemistry and Biochemistry |
| 12/2012 | Professor | May Clinic (Arizona) | Medicine |
| 2016 - 2019 | Professor | Medical University of South Carolina | Medicine Division of Gastroenterology |
| 2016 - 2019 | Professor | Medical University of South Carolina | Biochemistry and Molecular Biology |
| 2019 - Present | Professor | Medical University of South Carolina | Biochemistry and Molecular Biology |
| 2019 - Present | Professor | Medical University of South Carolina | Medicine Division of Gastroenterology |

First Appointment to MUSC:

Rank: Professor

Date: 2016