



AGENDA
(REGULAR AND CONSENT)

HOSPITAL AUTHORITY BOARD OF TRUSTEES
AND
UNIVERSITY BOARD OF TRUSTEES

December 10, 2021

MEDICAL UNIVERSITY HOSPITAL AUTHORITY (MUHA) BOARD OF TRUSTEES
REGULAR AGENDA
December 9, 2021
101 Colcock Hall

Members of the Board of Trustees

Dr. James Lemon, Chairman	Dr. Richard M. Christian, Jr.
Mr. Charles Schulze, Vice-Chairman	Dr. Paul T. Davis
Ms. Terri R. Barnes	Dr. Donald R. Johnson II
The Honorable James A. Battle, Jr.	Ms. Barbara Johnson-Williams
Mr. William H. Bingham, Sr.	Dr. G. Murrell Smith, Sr.
Dr. W. Melvin Brown III	Mr. Michael E. Stavrinakis
Dr. Henry F. Butehorn III	Thomas L. Stephenson, Esq.
Dr. C. Guy Castles III	Dr. Bartlett J. Witherspoon, Jr.

Trustees Emeriti

Ms. Margaret M. Addison	Dr. Charles B. Thomas, Jr.
Mr. Allan E. Stalvey	Dr. James E. Wiseman, Jr.

- | | | |
|---------|---|---|
| Item 1. | Call to Order | Dr. James Lemon
<i>Chairman</i> |
| Item 2. | Roll Call | Mark Sweatman
<i>Board Secretary</i> |
| Item 3. | Date of Next Meeting – February 11, 2022..... | Mark Sweatman
<i>Board Secretary</i> |
| Item 4. | Approval of Meeting Minutes | Dr. James Lemon
<i>Chairman</i> |

Approval of the meeting minutes from October 8, 2021, and November 9, 2021
are requested.

Recommendations and Informational Report of the President: Dr. David Cole

- | | | |
|---------|---|------------------------------------|
| Item 5. | General Informational Report of the President | Dr. David Cole
<i>President</i> |
| Item 6. | Other Business..... | Dr. David Cole
<i>President</i> |

Authority Operations, Quality and Finance Committee: Dr. Murrell Smith, Chair

- Item 7. MUHA Status ReportDr. Patrick Cawley
Chief Executive Officer, MUSC Health

- Item 8. Request to Apply for Certificate of Need (CON) Applications.....Dr. Patrick Cawley
Chief Executive Officer, MUSC Health
 - ❖ Approval for the Medical University Hospital Authority to apply for a Certificate of Need Application to relocate 42 rehabilitation beds from MUSC Health Florence Rehabilitation Hospital Medical Center-Cedar Tower to MUSC Health Florence Medical Center.

 - ❖ Approval for the Medical University Hospital Authority to apply for a Certificate of Need Application for a PET/MRI scanner to be located at MUSC Health Elms Center.

- Item 9. MUHA Financial ReportLisa Goodlett
Chief Financial Officer, MUSC Health

- Item 9.1. Capital Reprioritization RequestLisa Goodlett
Chief Financial Officer, MUSC Health

- Item 10. COVID-19 UpdateDr. Michael Sweat
Director, MUSC Center for Global Health

- Item 11. Quality and Patient Safety Report.....Dr. Danielle Scheurer
Chief Quality Officer, MUSC Health

- Item 12. MUSC Physicians UpdateDr. Terry Steyer
President, MUSC Physicians

- Item 13. Legislative UpdateMark Sweatman
Chief, Governmental Affairs

- Item 14. Other Committee Business.....Dr. Murrell Smith
Committee Chair

MUHA and MUSC Physical Facilities Committee: Mr. Bill Bingham, Chair

- Item 15. Water Mitigation Planning Update Rick Anderson
Executive Vice President for Finance and Operations
Brad Taylor, *Chief Facilities Officer*
Dale Morris, *Chief Resilience Officer, City of Charleston*

- Item 16. MUHA Facilities Procurements/Contracts for ApprovalBrad Taylor
Chief Facilities Officer, MUSC

- Item 17. Architect Selection for Consolidated Services Center Specialty PharmacyBrad Taylor
Chief Facilities Officer, MUSC

- Item 18. MUSC Facilities Procurements/Contracts for ApprovalBrad Taylor
Chief Facilities Officer, MUSC
- Item 19. Architect and Electrical Engineering Selection for Indefinite Quantity ContractsBrad Taylor
Chief Facilities Officer, MUSC
- Item 20. General Contracting Task Order Contract SelectionBrad Taylor
Chief Facilities Officer, MUSC
- Item 21. Cherry and Cannon Street Temporary Easement for ApprovalBrad Taylor
Chief Facilities Officer, MUSC
- Item 22. MUSC Establish Project for ApprovalBrad Taylor
Chief Facilities Officer, MUSC
- Item 23. Approval to Negotiate Sale of Property at 221 Fort Johnson Road Jessica Paul
Chief Real Estate Officer, MUHA
- Item 24. Other Committee Business..... Bill Bingham
Committee Chair

MUHA and MUSC Audit Committee: Mr. Tom Stephenson, Chair

- Item 25. Report of the Office of Internal Audit Susan Barnhart
Director, Internal Audit
- Item 26. KPMG Exit Interview Jennifer Hall
Senior Partner, KP
- Item 27. Other Committee Business..... Tom Stephenson
Committee Chair

Other Business for the Board of Trustees

- Item 28. Approval of Consent Agenda.....Dr. James Lemon
Chairman
- Item 29. Executive SessionDr. James Lemon
Chairman

Upon proper motion and vote, the Board may convene a closed session pursuant to SC Code Ann. §30-4-70. Although the Board will not vote on any items discussed in closed session, the Board may return to public session to vote on items discussed.

- Item 30. New Business for the Board of TrusteesDr. James Lemon
Chairman
- Item 31. Report from the ChairmanDr. James Lemon
Chairman

MUSC Health - Board Package
MUHA - Medical University Hospital Authority
Interim Financial Statements
October 31, 2021

Medical University Hospital Authority (MUHA)

Statement of Revenues, Expenses and Changes in Net Assets

Consolidated	2
Charleston Market	3 - 4
Florence Market	5 - 6
Lancaster Market	7 - 8
Midlands Market	9 - 10

Statements of Net Position

Consolidated	12 - 16
--------------	---------

MUHA FASB to GASB Report

Consolidated	18
--------------	----

Note:

1) MUHA has recognized CARES stimulus funding as non-operating revenue per GASB guidance.

2) In FY2018, the internal financial statement format was changed to a FASB basis report to appropriately match the income stream of state appropriations and expenses incurred in addition to a presentation format that matches HUD and the credit market expectations.

Medical University Hospital Authority - Consolidated

Statement of Revenues, Expenses and Change in Net Position

For the 4 Month Period Ending - October 31, 2021

Modified FASB Basis

	Current Month				Fiscal Year To Date						
	Actual	Flex Budget	Variance	Var %	Fixed Budget	Actual	Flex Budget	Variance	Var %	Fixed Budget	YTD Prior Year
Operating Revenues:											
Net Patient Service Revenue	\$ 213,251,323	\$ 202,519,841	\$ 10,731,482	5.30%	\$ 212,722,491	\$ 796,127,819	\$ 795,995,184	\$ 132,635	0.02%	\$ 806,627,783	\$ 624,180,949
DSH	5,218,897	5,784,255	(565,358)	-9.77%	5,784,255	21,657,951	22,290,563	(632,613)	-2.84%	22,290,563	17,195,090
Retail Pharmacy Revenue	25,383,737	26,848,307	(1,464,570)	-5.45%	23,252,170	119,034,265	107,322,384	11,711,882	10.91%	91,493,043	78,717,781
Other Revenue	10,105,421	7,861,176	2,244,244	28.55%	7,861,176	33,152,492	31,256,065	1,896,427	6.07%	31,256,065	38,062,233
State Appropriations	2,298,687	2,190,200	108,486	4.95%	2,190,200	9,195,970	8,958,298	237,671	2.65%	8,958,298	9,145,018
Total Operating Revenues	\$ 256,258,063	\$ 245,203,780	\$ 11,054,284	4.51%	\$ 251,810,293	\$ 979,168,496	\$ 965,822,494	\$ 13,346,002	1.38%	\$ 960,625,752	\$ 767,301,071
Operating Expenses:											
Salaries Wages	\$ 77,661,739	\$ 73,594,234	\$ 4,067,505	5.53%	\$ 75,000,378	\$ 278,736,036	\$ 277,134,822	\$ 1,601,213	0.58%	\$ 277,571,450	\$ 212,458,527
Benefits	25,223,115	25,357,523	(134,408)	-0.53%	25,818,293	95,387,762	96,246,929	(859,168)	-0.89%	96,353,625	80,492,220
Pension Expense	5,705,229	5,705,229	-	0.00%	5,705,229	24,885,467	26,400,255	(1,514,788)	-5.74%	26,400,256	21,189,605
Other Post Employment Benefits	5,444,825	5,444,825	-	0.00%	5,444,824	22,584,486	23,341,880	(757,394)	-3.24%	23,341,880	6,518,629
Purchased Services	35,874,578	36,182,142	(307,564)	-0.85%	36,173,985	124,919,000	136,730,025	(11,811,024)	-8.64%	136,707,791	105,741,914
Physician Services	13,704,433	14,071,041	(366,608)	-2.61%	14,621,147	56,278,787	56,825,067	(546,280)	-0.96%	57,408,003	47,264,486
Pharmaceuticals	21,536,751	15,936,108	5,600,643	35.14%	15,534,286	67,277,679	61,513,462	5,764,216	9.37%	61,173,614	58,916,673
Retail Pharmaceuticals	17,204,286	12,831,562	4,372,724	34.08%	11,209,806	55,916,887	51,295,864	4,621,024	9.01%	44,128,672	36,165,202
Medical Supplies	32,054,178	34,593,749	(2,539,571)	-7.34%	37,846,295	136,452,389	137,475,050	(1,022,661)	-0.74%	142,353,780	98,721,815
COVID Supplies	510,509	-	510,509	0.00%	-	3,127,083	-	3,127,083	0.00%	-	14,510,800
Other Supplies	6,423,728	4,043,376	2,380,352	58.87%	4,060,562	19,918,612	21,055,023	(1,136,411)	-5.40%	20,992,382	17,378,726
Utilities	2,646,066	2,648,932	(2,866)	-0.11%	2,655,150	10,765,292	10,301,413	463,879	4.50%	10,307,630	8,152,617
Insurance	1,341,680	1,032,267	309,413	29.97%	1,032,267	4,289,541	3,780,895	508,645	13.45%	3,780,895	2,412,053
Leases	4,124,042	3,368,455	755,588	22.43%	3,368,455	14,718,959	12,945,398	1,773,561	13.70%	12,945,398	11,220,867
Other	3,538,363	3,832,754	(294,391)	-7.68%	3,832,754	12,282,030	15,714,907	(3,432,877)	-21.84%	15,714,907	17,345,211
Physician Clinic Expense	2,753,647	2,462,161	291,486	11.84%	2,462,161	8,833,954	9,043,944	(209,990)	-2.32%	9,043,944	-
Total Operating Expenses	\$ 255,747,170	\$ 241,104,358	\$ 14,642,812	6.07%	\$ 244,765,591	\$ 936,373,962	\$ 939,804,933	\$ (3,430,970)	-0.37%	\$ 938,224,225	\$ 738,489,346
EBIDA	\$ 510,893	\$ 4,099,422	\$ (3,588,528)	-87.54%	\$ 7,044,702	\$ 42,794,534	\$ 26,017,561	\$ 16,776,972	64.48%	\$ 22,401,527	\$ 28,811,725
Depreciation	\$ 9,467,005	\$ 9,596,810	\$ (129,805)	-1.35%	\$ 9,596,810	\$ 37,090,822	\$ 37,993,923	\$ (903,101)	-2.38%	\$ 37,993,923	\$ 35,488,478
Interest	\$ 3,258,008	\$ 3,455,044	\$ (197,036)	-5.70%	\$ 3,455,044	\$ 12,954,719	\$ 13,393,755	\$ (439,035)	-3.28%	\$ 13,393,755	\$ 13,762,087
Operating Income (Loss)	\$ (12,214,120)	\$ (8,952,432)	\$ (3,261,687)	36.43%	\$ (6,007,152)	\$ (7,251,008)	\$ (25,370,117)	\$ 18,119,109	-71.42%	\$ (28,986,151)	\$ (20,438,840)
Operating Margin	-4.77%	-3.65%			-2.39%	-0.74%	-2.63%			-3.02%	-2.66%
One Time Acquisition Costs	\$ 983,370	\$ 2,808,485	\$ (1,825,115)	-64.99%	\$ 2,808,485	\$ 3,379,228	\$ 4,088,485	\$ (709,257)	-17.35%	\$ 4,088,485	\$ -
Adjusted Operating Income (Loss)	\$ (13,197,490)	\$ (11,760,918)	\$ (1,436,572)	12.21%	\$ (8,815,637)	\$ (10,630,236)	\$ (29,458,602)	\$ 18,828,366	-63.91%	\$ (33,074,636)	\$ (20,438,840)
Adjusted Operating Margin	-5.15%	-4.80%			-3.50%	-1.09%	-3.05%			-3.44%	-2.66%
NonOperating Revenues (Expenses):											
Gifts and Grants	\$ 244,978	\$ 3,129,188	\$ (2,884,209)	-92.17%	\$ 3,129,188	\$ 1,175,214	\$ 9,789,478	\$ (8,614,264)	-88.00%	\$ 9,789,478	\$ 529,880
Pension OPEB Nonemployer Contribution	539,275	664,897	(125,622)	-18.89%	664,897	2,157,099	2,659,589	(502,490)	-18.89%	2,659,589	-
Investment Income	(930,410)	49,913	(980,324)	-1964.05%	49,913	(1,251,390)	199,654	(1,451,043)	-726.78%	199,654	(49,146)
Loss on Disposal of Capital Assets	(917)	(19,486)	18,569	-95.30%	(19,486)	583	(19,486)	20,069	-102.99%	(19,486)	(31,127)
COVID Funding	408,130	-	408,130	0.00%	-	469,790	-	469,790	0.00%	-	38,685,767
Other NonOperating Expenses	(299,213)	(365,455)	66,241	-18.13%	(365,455)	(284,238)	(1,096,364)	812,126	-74.07%	(1,096,364)	(346)
Debt Issuance Costs	-	-	-	0.00%	-	(167,623)	-	(167,623)	0.00%	-	-
Total NonOperating Revenues (Expenses)	\$ (38,157)	\$ 3,459,058	\$ (3,497,215)	-101.10%	\$ 3,459,058	\$ 2,099,437	\$ 11,532,871	\$ (9,433,434)	-81.80%	\$ 11,532,871	\$ 39,135,029
Income (Loss) Before NonOperating Payments to MUSC Affiliates	\$ (13,235,647)	\$ (8,301,860)	\$ (4,933,787)	59.43%	\$ (5,356,580)	\$ (8,530,800)	\$ (17,925,731)	\$ 9,394,932	-52.41%	\$ (21,541,766)	\$ 18,696,189
Non Operating Payments to MUSC Affiliates	-	-	-	0.00%	-	-	-	-	0.00%	-	(1,963,642)
Change in Net Position	\$ (13,235,647)	\$ (8,301,860)	\$ (4,933,787)	59.43%	\$ (5,356,580)	\$ (8,530,800)	\$ (17,925,731)	\$ 9,394,932	-52.41%	\$ (21,541,766)	\$ 16,732,547
Total Margin	-5.16%	-3.39%			-2.13%	-0.87%	-1.86%			-2.24%	2.18%

Unaudited - For Management Use

Medical University Hospital Authority - Charleston Market

Statement of Revenues, Expenses and Change in Net Position

For the 4 Month Period Ending - October 31, 2021

Modified FASB Basis

	Current Month					Fiscal Year To Date					
	Actual	Flex Budget	Variance	Var %	Fixed Budget	Actual	Flex Budget	Variance	Var %	Fixed Budget	YTD Prior Year
Operating Revenues:											
Net Patient Service Revenue	\$ 151,010,236	\$ 143,912,567	\$ 7,097,669	4.93%	\$ 149,198,955	\$ 573,765,553	\$ 577,879,374	\$ (4,113,821)	-0.71%	\$ 587,555,856	\$ 502,927,671
DSH	3,529,460	3,529,460	-	0.00%	3,529,460	14,117,842	14,117,842	-	0.00%	14,117,842	13,309,983
Retail Pharmacy Revenue	25,383,737	26,848,307	(1,464,570)	-5.45%	23,252,170	119,034,265	107,322,384	11,711,882	10.91%	91,493,043	78,717,781
Other Revenue	8,884,093	6,647,477	2,236,616	33.65%	6,647,477	28,238,952	26,636,954	1,601,997	6.01%	26,636,954	33,403,558
State Appropriations	2,297,282	2,190,200	107,081	4.89%	2,190,200	9,189,127	8,958,298	230,828	2.58%	8,958,298	9,145,018
Total Operating Revenues	\$ 191,104,808	\$ 183,128,012	\$ 7,976,796	4.36%	\$ 184,818,263	\$ 744,345,738	\$ 734,914,852	\$ 9,430,886	1.28%	\$ 728,761,993	\$ 637,504,011
Operating Expenses:											
Salaries Wages	\$ 50,568,312	\$ 49,616,091	\$ 952,221	-1.92%	\$ 50,077,279	\$ 189,309,093	\$ 193,173,070	\$ (3,863,977)	-2.00%	\$ 193,279,355	\$ 170,169,815
Benefits	17,512,744	17,498,065	14,679	0.08%	17,609,809	67,624,622	68,065,044	(440,422)	-0.65%	68,077,039	64,476,992
Pension Expense	4,762,691	4,762,691	-	0.00%	4,762,691	19,050,764	19,050,764	-	0.00%	19,050,764	17,706,667
Other Post Employment Benefits	4,480,376	4,480,376	-	0.00%	4,480,376	17,921,504	17,921,504	-	0.00%	17,921,503	5,433,333
Purchased Services	27,390,230	28,064,147	(673,916)	-2.40%	28,064,697	96,077,271	108,848,357	(12,771,087)	-11.73%	108,847,774	90,567,931
Physician Services	11,490,340	10,258,080	1,232,260	12.01%	10,339,455	43,618,878	42,777,644	841,234	1.97%	42,904,770	41,674,946
Pharmaceuticals	18,119,708	14,268,184	3,851,523	26.99%	13,672,730	54,477,112	54,733,822	(256,710)	-0.47%	54,177,501	52,228,999
Retail Pharmaceuticals	17,204,286	12,831,562	4,372,724	34.08%	11,209,806	55,916,887	51,295,864	4,621,024	9.01%	44,128,672	36,165,202
Medical Supplies	22,637,537	25,330,351	(2,692,814)	-10.63%	27,742,330	103,447,537	104,802,963	(1,355,426)	-1.29%	109,557,539	83,060,377
COVID Supplies	380,246	-	380,246	0.00%	-	2,538,141	-	2,538,141	0.00%	-	14,242,332
Other Supplies	5,008,520	2,453,475	2,555,045	104.14%	2,462,868	15,357,575	15,493,917	(136,343)	-0.88%	15,499,539	14,582,428
Utilities	1,437,381	1,586,853	(149,472)	-9.42%	1,586,853	6,543,679	6,314,927	228,752	3.62%	6,314,927	5,921,244
Insurance	687,955	542,679	145,277	26.77%	542,679	2,452,308	2,233,717	218,591	9.79%	2,233,717	1,822,171
Leases	2,717,867	2,459,732	258,135	10.49%	2,459,732	10,735,640	9,861,775	873,866	8.86%	9,861,775	9,363,061
Other	2,015,118	1,707,922	307,196	17.99%	1,707,922	6,761,474	7,361,198	(599,724)	-8.15%	7,361,198	5,313,730
Total Operating Expenses	\$ 186,413,311	\$ 175,860,207	\$ 10,553,104	6.00%	\$ 176,719,227	\$ 691,832,486	\$ 701,934,566	\$ (10,102,080)	-1.44%	\$ 699,216,072	\$ 612,729,230
EBIDA	\$ 4,691,496	\$ 7,267,804	\$ (2,576,308)	-35.45%	\$ 8,099,036	\$ 52,513,253	\$ 32,980,286	\$ 19,532,967	59.23%	\$ 29,545,921	\$ 24,774,781
Depreciation	\$ 7,953,826	\$ 8,036,530	\$ (82,703)	-1.03%	\$ 8,036,530	\$ 31,268,967	\$ 32,146,118	\$ (877,151)	-2.73%	\$ 32,146,118	\$ 30,820,998
Interest	\$ 2,226,929	\$ 2,467,256	\$ (240,327)	-9.74%	\$ 2,467,256	\$ 9,214,003	\$ 9,915,172	\$ (701,169)	-7.07%	\$ 9,915,172	\$ 10,738,765
Operating Income (Loss)	\$ (5,489,259)	\$ (3,235,981)	\$ (2,253,278)	69.63%	\$ (2,404,750)	\$ 12,030,282	\$ (9,081,004)	\$ 21,111,287	-232.48%	\$ (12,515,370)	\$ (16,784,982)
Operating Margin	-2.87%	-1.77%			-1.30%	1.62%	-1.24%			-1.72%	-2.63%
NonOperating Revenues (Expenses):											
Gifts and Grants	\$ 78,374	\$ 362,500	\$ (284,126)	-78.38%	\$ 362,500	\$ 378,374	\$ 1,450,000	\$ (1,071,626)	-73.91%	\$ 1,450,000	\$ 529,880
Pension OPEB Nonemployer Contribution	539,275	664,897	(125,622)	-18.89%	664,897	2,157,099	2,659,589	(502,490)	-18.89%	2,659,589	-
Investment Income	(934,561)	48,524	(983,086)	-2025.97%	48,524	(1,261,114)	194,096	(1,455,210)	-749.74%	194,096	(54,748)
Loss on Disposal of Capital Assets	(917)	(19,486)	18,569	-95.30%	(19,486)	583	(19,486)	20,069	-102.99%	(19,486)	(31,127)
COVID Funding	-	-	-	0.00%	-	-	-	-	0.00%	-	20,268,261
Other NonOperating Expenses	(299,213)	-	(299,213)	0.00%	-	(281,937)	-	(281,937)	0.00%	-	-
Debt Issuance Costs	-	-	-	0.00%	-	-	-	-	0.00%	-	-
Total NonOperating Revenues (Expenses)	\$ (617,043)	\$ 1,056,435	\$ (1,673,478)	-158.41%	\$ 1,056,435	\$ 993,005	\$ 4,284,199	\$ (3,291,194)	-76.82%	\$ 4,284,199	\$ 20,712,267
Income (Loss) Before NonOperating Payments to MUSC Affiliates	\$ (6,106,302)	\$ (2,179,546)	\$ (3,926,756)	180.16%	\$ (1,348,314)	\$ 13,023,288	\$ (4,796,805)	\$ 17,820,093	-371.50%	\$ (8,231,170)	\$ 3,927,284
Non Operating Payments to MUSC Affiliates	-	-	-	0.00%	-	-	-	-	0.00%	-	(1,963,642)
Change in Net Position	\$ (6,106,302)	\$ (2,179,546)	\$ (3,926,756)	180.16%	\$ (1,348,314)	\$ 13,023,288	\$ (4,796,805)	\$ 17,820,093	-371.50%	\$ (8,231,170)	\$ 1,963,642
Total Margin	-3.20%	-1.19%			-0.73%	1.75%	-0.65%			-1.13%	0.31%

Unaudited - For Management Use

Medical University Hospital Authority – Charleston Market

Notes to the Interim Financial Statements

Statement of Revenues, Expenses and Changes in Net Assets: YTD October 31, 2021 (Unaudited)

Actuals Compared to Fixed Budget

Revenue Explanation: October year-to-date adjusted discharges were favorable to budget by 0.1%. Inpatient surgeries and transplant procedures were unfavorable to budget by 6.3% and 7.4%, respectively and Payor Mix Index was unfavorable \$2.3M. Outpatient surgeries and Case Mix Index were favorable to budget by 4.6% and 1.4%, respectively and Length of Stay was favorable \$1.5M. Retail pharmacy revenues were favorable by \$27.5M. Other Revenues were \$1.6M favorable to budget. Charity care and bad debt expenses were \$18.6M unfavorable to budget.

Expense Explanation: FTE per Adjusted Occupied Bed – Case Mix Adjusted was favorable to budget by 7.4%, which equates to 284 FTEs less or \$9.1M. The salary rate variance is favorable by \$4.7M due to clinical staff vacancies.

Purchased Services was favorable to budget \$12.8M due to maintenance contracts and other contractual services.

Physician Services was unfavorable to budget \$0.7M due to the timing of the reconciliation related to the College of Medicine.

Pharmaceuticals, not explained by volume, was favorable to budget by \$0.3M for the year. Retail pharmacy revenues, net of expenses, were favorable by \$15.8M on a year-to-date basis.

Medical and Other Supplies, not explained by volume, were \$1.5M favorable to budget year-to-date.

Utilities & Insurance were unfavorable by \$0.4M, and Leases and Other were also unfavorable by \$0.3M.

Medical University Hospital Authority - Florence Market

Statement of Revenues, Expenses and Change in Net Position

For the 4 Month Period Ending - October 31, 2021

Modified FASB Basis

	Current Month					Fiscal Year To Date					
	Actual	Flex Budget	Variance	Var %	Fixed Budget	Actual	Flex Budget	Variance	Var %	Fixed Budget	YTD Prior Year
Operating Revenues:											
Net Patient Service Revenue	\$ 26,192,991	\$ 23,008,880	\$ 3,184,111	13.84%	\$ 22,995,246	\$ 95,301,384	\$ 94,253,538	\$ 1,047,847	1.11%	\$ 88,733,952	\$ 85,249,638
DSH	567,596	891,103	(323,507)	-36.30%	891,103	3,218,651	3,564,413	(345,762)	-9.70%	3,564,413	2,311,971
Other Revenue	677,518	507,705	169,813	33.45%	507,705	2,254,584	2,030,821	223,763	11.02%	2,030,821	2,250,459
Total Operating Revenues	\$ 27,438,105	\$ 24,407,688	\$ 3,030,417	12.42%	\$ 24,394,055	\$ 100,774,619	\$ 99,848,772	\$ 925,848	0.93%	\$ 94,329,186	\$ 89,812,069
Operating Expenses:											
Salaries Wages	\$ 8,113,034	\$ 7,557,069	\$ 555,965	7.36%	\$ 7,578,078	\$ 30,598,284	\$ 30,661,774	\$ (63,490)	-0.21%	\$ 29,520,568	\$ 27,921,605
Benefits	2,763,501	2,712,583	50,918	1.88%	2,721,441	11,029,710	10,925,128	104,582	0.96%	10,563,625	10,508,999
Pension Expense	966,676	966,676	-	0.00%	966,676	3,866,706	3,866,706	-	0.00%	3,866,705	2,080,000
Other Post Employment Benefits	792,848	792,848	-	0.00%	792,848	3,171,392	3,171,392	-	0.00%	3,171,393	651,296
Purchased Services	2,669,924	2,633,958	35,966	1.37%	2,631,472	10,149,164	10,666,491	(517,327)	-4.85%	10,651,025	9,605,942
Physician Services	630,008	971,508	(341,500)	-35.15%	978,883	4,595,719	4,134,134	461,585	11.17%	3,900,191	3,111,831
Pharmaceuticals	1,894,619	1,162,121	732,497	63.03%	1,288,894	7,902,925	5,011,134	2,891,791	57.71%	5,109,661	5,515,250
Medical Supplies	2,636,340	2,781,235	(144,894)	-5.21%	2,724,964	12,653,019	11,562,890	1,090,129	9.43%	10,527,455	11,536,328
COVID Supplies	960	-	960	0.00%	-	35,744	-	35,744	0.00%	-	122,940
Other Supplies	691,517	639,955	51,562	8.06%	629,911	2,832,420	2,628,413	204,006	7.76%	2,548,321	2,315,808
Utilities	362,785	269,367	93,418	34.68%	269,367	1,519,713	1,363,136	156,577	11.49%	1,363,136	1,340,384
Insurance	163,474	91,408	72,066	78.84%	91,408	410,307	365,627	44,680	12.22%	365,627	407,477
Leases	276,514	218,019	58,494	26.83%	218,019	1,133,619	872,012	261,608	30.00%	872,012	1,208,543
Other	584,952	473,983	110,969	23.41%	473,983	2,271,958	2,020,044	251,914	12.47%	2,020,044	7,712,951
Physician Clinic Expense	1,736,842	1,533,598	203,244	13.25%	1,533,598	6,280,151	6,134,394	145,757	2.38%	6,134,394	-
Total Operating Expenses	\$ 24,283,993	\$ 22,804,330	\$ 1,479,663	6.49%	\$ 22,899,545	\$ 98,450,830	\$ 93,383,274	\$ 5,067,555	5.43%	\$ 90,614,158	\$ 84,039,354
EBIDA	\$ 3,154,112	\$ 1,603,358	\$ 1,550,754	96.72%	\$ 1,494,510	\$ 2,323,790	\$ 6,465,497	\$ (4,141,707)	-64.06%	\$ 3,715,028	\$ 5,772,715
Depreciation	\$ 691,355	\$ 715,820	\$ (24,466)	-3.42%	\$ 715,820	\$ 2,790,094	\$ 2,863,282	\$ (73,187)	-2.56%	\$ 2,863,282	\$ 2,886,744
Interest	\$ 435,584	\$ 403,664	\$ 31,920	7.91%	\$ 403,664	\$ 1,755,210	\$ 1,619,469	\$ 135,742	8.38%	\$ 1,619,469	\$ 2,245,044
Operating Income (Loss)	\$ 2,027,173	\$ 483,874	\$ 1,543,300	318.95%	\$ 375,025	\$ (2,221,515)	\$ 1,982,747	\$ (4,204,262)	-212.04%	\$ (767,723)	\$ 640,927
Operating Margin	7.39%	1.98%			1.54%	-2.20%	1.99%			-0.81%	0.71%
NonOperating Revenues (Expenses):											
Gifts and Grants	\$ 123,150	\$ 31,409	\$ 91,741	292.09%	\$ 31,409	\$ 540,184	\$ 125,634	\$ 414,549	329.97%	\$ 125,634	\$ -
Investment Income	2,990	1,001	1,989	198.79%	1,001	7,004	4,003	3,001	74.98%	4,003	4,035
Loss on Disposal of Capital Assets	-	-	-	0.00%	-	-	-	-	0.00%	-	-
COVID Funding	408,130	-	408,130	0.00%	-	469,790	-	469,790	0.00%	-	4,835,105
Other NonOperating Expenses	-	-	-	0.00%	-	-	-	-	0.00%	-	-
Debt Issuance Costs	-	-	-	0.00%	-	-	-	-	0.00%	-	-
Total NonOperating Revenues (Expenses)	\$ 534,269	\$ 32,409	\$ 501,860	1548.51%	\$ 32,409	\$ 1,016,978	\$ 129,637	\$ 887,341	684.48%	\$ 129,637	\$ 4,839,140
Income (Loss) Before NonOperating Payments to MUSC Affiliates	\$ 2,561,443	\$ 516,283	\$ 2,045,160	396.13%	\$ 407,434	\$ (1,204,537)	\$ 2,112,384	\$ (3,316,920)	-157.02%	\$ (638,086)	\$ 5,480,067
Non Operating Payments to MUSC Affiliates	-	-	-	0.00%	-	-	-	-	0.00%	-	-
Change in Net Position	\$ 2,561,443	\$ 516,283	\$ 2,045,160	396.13%	\$ 407,434	\$ (1,204,537)	\$ 2,112,384	\$ (3,316,920)	-157.02%	\$ (638,086)	\$ 5,480,067
Total Margin	9.34%	2.12%			1.67%	-1.20%	2.12%			-0.68%	6.10%

Unaudited - For Management Use

Medical University Hospital Authority – Florence Market

Notes to the Interim Financial Statements

Statement of Revenues, Expenses and Changes in Net Assets: YTD October 31, 2021 (Unaudited)

Actuals Compared to Fixed Budget

Revenue Explanation: October year-to-date net patient service revenues were favorable to budget by 7.4%. Discharges were unfavorable by 1.4%, Inpatient Surgeries were favorable by 3.3%, Outpatient Surgeries were favorable by 8.3%, Heart Procedures were unfavorable by 10.5%, and Post-Acute Patient Days were unfavorable by 13.7%.

Expense Explanation: Salary expense was unfavorable by \$1.1M. FTE per Adjusted Occupied Bed – Case Mix Adjusted was unfavorable to budget by 15.8%. Benefit expenses were unfavorable by \$0.5M to the budget due to annual increases in health insurance.

Purchased Services expenses were favorable to budget by \$0.5M year-to-date due to decreased facilities projects.

Pharmaceuticals, not explained by volume, was unfavorable to budget by \$2.8M for the year due to COVID and oncology.

Medical and Other Supplies, not explained by volume, were \$1.3M unfavorable to budget year-to-date due to higher-cost surgical implant cases and off-contract purchases.

Physician clinic expenses from MUSCP were unfavorable to budget by \$0.1M.

Other expenses were unfavorable by \$0.3M.

Medical University Hospital Authority - Lancaster Market (including Edgewater Surgery Center)

Statement of Revenues, Expenses and Change in Net Position

For the 4 Month Period Ending - October 31, 2021

Modified FASB Basis

	Current Month					Fiscal Year To Date					
	Actual	Flex Budget	Variance	Var %	Fixed Budget	Actual	Flex Budget	Variance	Var %	Fixed Budget	YTD Prior Year
Operating Revenues:											
Net Patient Service Revenue	\$ 9,538,339	\$ 9,823,019	\$ (284,680)	-2.90%	\$ 10,528,642	\$ 44,316,825	\$ 40,165,416	\$ 4,151,409	10.34%	\$ 41,307,982	\$ 36,003,640
DSH	404,356	517,235	(112,879)	-21.82%	517,235	2,169,005	2,068,939	100,066	4.84%	2,068,939	1,573,136
Other Revenue	278,305	478,834	(200,529)	-41.88%	478,834	1,943,928	1,915,335	28,593	1.49%	1,915,335	2,408,216
State Appropriations	1,405	-	1,405	0.00%	-	6,843	-	6,843	0.00%	-	-
Total Operating Revenues	\$ 10,222,405	\$ 10,819,088	\$ (596,682)	-5.52%	\$ 11,524,711	\$ 48,436,601	\$ 44,149,690	\$ 4,286,910	9.71%	\$ 45,292,257	\$ 39,984,992
Operating Expenses:											
Salaries Wages	\$ 4,630,125	\$ 3,773,407	\$ 856,718	22.70%	\$ 3,754,666	\$ 16,457,247	\$ 14,249,129	\$ 2,208,117	15.50%	\$ 14,623,203	\$ 14,367,107
Benefits	1,582,920	1,345,164	237,756	17.67%	1,352,938	6,169,951	5,142,867	1,027,084	19.97%	5,244,476	5,506,229
Pension Expense	664,045	664,045	-	0.00%	664,045	2,656,181	2,656,181	-	0.00%	2,656,182	1,402,939
Other Post Employment Benefits	439,997	439,997	-	0.00%	439,996	1,759,986	1,759,986	-	0.00%	1,759,986	434,000
Purchased Services	1,568,699	1,488,345	80,354	5.40%	1,488,340	5,360,278	5,965,422	(605,143)	-10.14%	5,965,455	5,568,040
Physician Services	505,716	809,777	(304,062)	-37.55%	925,743	2,544,738	2,667,622	(122,884)	-4.61%	3,092,861	2,477,709
Pharmaceuticals	315,126	218,788	96,338	44.03%	253,963	1,647,508	916,296	731,213	79.80%	1,007,648	1,172,423
Medical Supplies	1,273,772	1,305,707	(31,934)	-2.45%	1,432,630	4,938,480	5,116,279	(177,799)	-3.48%	5,336,513	4,125,110
COVID Supplies	5,134	-	5,134	0.00%	-	85,405	-	85,405	0.00%	-	145,528
Other Supplies	163,796	147,655	16,141	10.93%	147,915	624,645	560,471	64,174	11.45%	562,011	480,490
Utilities	181,495	198,430	(16,934)	-8.53%	198,430	904,160	912,848	(8,689)	-0.95%	912,848	890,989
Insurance	105,049	56,756	48,294	85.09%	56,756	257,469	227,023	30,446	13.41%	227,023	182,405
Leases	190,975	186,880	4,096	2.19%	186,880	789,144	746,671	42,473	5.69%	746,671	649,262
Other	284,802	243,092	41,711	17.16%	243,092	953,983	963,191	(9,208)	-0.96%	963,191	4,318,530
Physician Clinic Expense	1,016,805	928,562	88,243	9.50%	928,562	2,553,803	2,909,550	(355,747)	-12.23%	2,909,550	-
Total Operating Expenses	\$ 12,928,456	\$ 11,806,604	\$ 1,121,852	9.50%	\$ 12,073,956	\$ 47,702,978	\$ 44,793,535	\$ 2,909,442	6.50%	\$ 46,007,617	\$ 41,720,762
EBIDA	\$ (2,706,051)	\$ (987,517)	\$ (1,718,534)	174.03%	\$ (549,245)	\$ 733,623	\$ (643,845)	\$ 1,377,468	-213.94%	\$ (715,360)	\$ (1,735,771)
Depreciation	\$ 444,493	\$ 458,095	\$ (13,602)	-2.97%	\$ 458,095	\$ 1,792,287	\$ 1,832,378	\$ (40,092)	-2.19%	\$ 1,832,378	\$ 1,780,736
Interest	\$ 139,367	\$ 113,522	\$ 25,845	22.77%	\$ 113,522	\$ 559,152	\$ 455,774	\$ 103,378	22.68%	\$ 455,774	\$ 778,278
Operating Income (Loss)	\$ (3,289,911)	\$ (1,559,134)	\$ (1,730,777)	111.01%	\$ (1,120,862)	\$ (1,617,816)	\$ (2,931,998)	\$ 1,314,182	-44.82%	\$ (3,003,513)	\$ (4,294,785)
Operating Margin	-32.18%	-14.41%			-9.73%	-3.34%	-6.64%			-6.63%	-10.74%
NonOperating Revenues (Expenses):											
Gifts and Grants	\$ 43,455	\$ 8,006	\$ 35,449	442.76%	\$ 8,006	\$ 256,657	\$ 32,025	\$ 224,631	701.42%	\$ 32,025	\$ -
Investment Income	1,161	389	773	198.80%	389	2,720	1,554	1,165	74.98%	1,554	1,567
Loss on Disposal of Capital Assets	-	-	-	0.00%	-	-	-	-	0.00%	-	-
COVID Funding	-	-	-	0.00%	-	-	-	-	0.00%	-	13,582,401
Other NonOperating Expenses	-	-	-	0.00%	-	(2,301)	-	(2,301)	0.00%	-	(346)
Debt Issuance Costs	-	-	-	0.00%	-	-	-	-	0.00%	-	-
Total NonOperating Revenues (Expenses)	\$ 44,616	\$ 8,395	\$ 36,221	431.47%	\$ 8,395	\$ 257,076	\$ 33,580	\$ 223,496	665.57%	\$ 33,580	\$ 13,583,622
Income (Loss) Before NonOperating Payments to MUSC Affiliates	\$ (3,245,295)	\$ (1,550,739)	\$ (1,694,556)	109.27%	\$ (1,112,467)	\$ (1,360,740)	\$ (2,898,418)	\$ 1,537,678	-53.05%	\$ (2,969,933)	\$ 9,288,838
Non Operating Payments to MUSC Affiliates	-	-	-	0.00%	-	-	-	-	0.00%	-	-
Change in Net Position	\$ (3,245,295)	\$ (1,550,739)	\$ (1,694,556)	109.27%	\$ (1,112,467)	\$ (1,360,740)	\$ (2,898,418)	\$ 1,537,678	-53.05%	\$ (2,969,933)	\$ 9,288,838
Total Margin	-31.75%	-14.33%			-9.65%	-2.81%	-6.56%			-6.56%	23.23%

Unaudited - For Management Use

Medical University Hospital Authority – Lancaster Market (including Edgewater Surgery Center)
Notes to the Interim Financial Statements

Statement of Revenues, Expenses and Changes in Net Assets: YTD October 31, 2021 (Unaudited)

Actuals Compared to Fixed Budget

Revenue Explanation: October year-to-date net patient revenues were favorable by 7.3%. Adjusted discharges were unfavorable to budget by 1.6%. Inpatient surgeries and outpatient surgeries were unfavorable to budget by 12.3% and favorable 2.8%, respectively.

Expense Explanation: Salary expense was unfavorable by \$1.8M. FTE per Adjusted Occupied Bed – Case Mix Index Adjusted was favorable by \$1.1M, due to change in case mix. Benefits were unfavorable \$0.9M to budget due to increases in workers compensation and retirement expense.

Purchased Services were favorable by \$0.6M, due to open vacancies and lower repair expenses.

Physician Services were favorable by \$0.5M, due to improved hospitalist utilization and service coverage.

Pharmaceuticals, not explained by volume, were unfavorable by \$0.6M, due to increased COVID drugs usage.

Medical and Other Supplies, not explained by volume, were favorable by \$0.2M mainly due to lower volume.

Physician Clinic Expenses from MUSCP were favorable by \$0.4M.

Medical University Hospital Authority - Midlands Market

Statement of Revenues, Expenses and Change in Net Position

For the 4 Month Period Ending - October 31, 2021

Modified FASB Basis

	Current Month					Fiscal Year To Date				
	Actual	Flex Budget	Variance	Var %	Fixed Budget	Actual	Flex Budget	Variance	Var %	Fixed Budget
Operating Revenues:										
Net Patient Service Revenue	\$ 26,509,757	\$ 25,775,376	\$ 734,381	2.85%	\$ 29,999,648	\$ 82,744,057	\$ 83,696,857	\$ (952,800)	-1.14%	\$ 89,029,993
DSH	717,484	846,456	(128,972)	-15.24%	846,456	2,152,453	2,539,369	(386,916)	-15.24%	2,539,369
Other Revenue	265,504	227,160	38,344	16.88%	227,160	715,028	672,955	42,074	6.25%	672,955
Total Operating Revenues	\$ 27,492,745	\$ 26,848,992	\$ 643,753	2.40%	\$ 31,073,264	\$ 85,611,538	\$ 86,909,180	\$ (1,297,643)	-1.49%	\$ 92,242,317
Operating Expenses:										
Salaries Wages	\$ 14,350,268	\$ 12,647,667	\$ 1,702,601	13.46%	\$ 13,590,354	\$ 42,371,412	\$ 39,050,850	\$ 3,320,563	8.50%	\$ 40,148,324
Benefits	3,363,950	3,801,711	(437,761)	-11.51%	4,134,104	10,563,478	12,113,890	(1,550,412)	-12.80%	12,468,485
Pension Expense	(688,183)	(688,183)	-	0.00%	(688,183)	(688,183)	826,605	(1,514,788)	-183.25%	826,605
Other Post Employment Benefits	(268,396)	(268,396)	-	0.00%	(268,396)	(268,396)	488,998	(757,394)	-154.89%	488,998
Purchased Services	4,245,725	3,995,693	250,032	6.26%	3,989,475	13,332,288	11,249,755	2,082,533	18.51%	11,243,537
Physician Services	1,078,370	2,031,676	(953,306)	-46.92%	2,377,066	5,519,451	7,245,666	(1,726,214)	-23.82%	7,510,180
Pharmaceuticals	1,207,299	287,014	920,285	320.64%	318,699	3,250,133	852,211	2,397,921	281.38%	878,804
Medical Supplies	5,506,528	5,176,457	330,071	6.38%	5,946,371	15,413,353	15,992,918	(579,565)	-3.62%	16,932,273
COVID Supplies	124,170	-	124,170	0.00%	-	467,794	-	467,794	0.00%	-
Other Supplies	559,896	802,291	(242,395)	-30.21%	819,868	1,103,973	2,372,221	(1,268,249)	-53.46%	2,382,510
Utilities	664,404	594,282	70,122	11.80%	600,499	1,797,740	1,710,502	87,239	5.10%	1,716,719
Insurance	385,202	341,424	43,777	12.82%	341,424	1,169,456	954,528	214,929	22.52%	954,528
Leases	938,686	503,823	434,863	86.31%	503,823	2,060,555	1,464,941	595,615	40.66%	1,464,941
Other	653,490	1,407,757	(754,267)	-53.58%	1,407,757	2,294,615	5,370,474	(3,075,859)	-57.27%	5,370,474
Total Operating Expenses	\$ 32,121,409	\$ 30,633,217	\$ 1,488,192	4.86%	\$ 33,072,863	\$ 98,387,670	\$ 99,693,557	\$ (1,305,887)	-1.31%	\$ 102,386,378
EBIDA	\$ (4,628,664)	\$ (3,784,225)	\$ (844,439)	22.31%	\$ (1,999,599)	\$ (12,776,132)	\$ (12,784,377)	\$ 8,245	-0.06%	\$ (10,144,061)
Depreciation	\$ 377,331	\$ 386,365	\$ (9,034)	-2.34%	\$ 386,365	\$ 1,239,474	\$ 1,152,145	\$ 87,329	7.58%	\$ 1,152,145
Interest	\$ 456,128	\$ 470,602	\$ (14,474)	-3.08%	\$ 470,602	\$ 1,426,353	\$ 1,403,340	\$ 23,013	1.64%	\$ 1,403,340
Operating Income (Loss)	\$ (5,462,123)	\$ (4,641,192)	\$ (820,932)	17.69%	\$ (2,856,566)	\$ (15,441,960)	\$ (15,339,862)	\$ (102,098)	0.67%	\$ (12,699,546)
Operating Margin	-19.87%	-17.29%			-9.19%	-18.04%	-17.65%			-13.77%
One Time Acquisition Costs	\$ 983,370	\$ 2,808,485	\$ (1,825,115)	-64.99%	\$ 2,808,485	\$ 3,379,228	\$ 4,088,485	\$ (709,257)	-17.35%	\$ 4,088,485
Adjusted Operating Income (Loss)	\$ (6,445,493)	\$ (7,449,677)	\$ 1,004,184	-13.48%	\$ (5,665,051)	\$ (18,821,188)	\$ (19,428,347)	\$ 607,159	-3.13%	\$ (16,788,032)
Adjusted Operating Margin	-23.44%	-27.75%			-18.23%	-21.98%	-22.35%			-18.20%
NonOperating Revenues (Expenses):										
Gifts and Grants	\$ -	\$ 2,727,273	\$ (2,727,273)	-100.00%	\$ 2,727,273	\$ -	\$ 8,181,818	\$ (8,181,818)	-100.00%	\$ 8,181,818
Investment Income	-	-	-	0.00%	-	-	-	-	0.00%	-
Loss on Disposal of Capital Assets	-	-	-	0.00%	-	-	-	-	0.00%	-
COVID Funding	-	-	-	0.00%	-	-	-	-	0.00%	-
Other NonOperating Expenses	-	(365,455)	365,455	-100.00%	(365,455)	-	(1,096,364)	1,096,364	-100.00%	(1,096,364)
Debt Issuance Costs	-	-	-	0.00%	-	(167,623)	-	(167,623)	0.00%	-
Total NonOperating Revenues (Expenses)	\$ -	\$ 2,361,818	\$ (2,361,818)	-100.00%	\$ 2,361,818	\$ (167,623)	\$ 7,085,455	\$ (7,253,078)	-102.37%	\$ 7,085,455
Income (Loss) Before NonOperating Payments to MUSC Affiliates	\$ (6,445,493)	\$ (5,087,859)	\$ (1,357,634)	26.68%	\$ (3,303,233)	\$ (18,988,811)	\$ (12,342,892)	\$ (6,645,919)	53.84%	\$ (9,702,577)
Non Operating Payments to MUSC Affiliates	-	-	-	0.00%	-	-	-	-	0.00%	-
Change in Net Position	\$ (6,445,493)	\$ (5,087,859)	\$ (1,357,634)	26.68%	\$ (3,303,233)	\$ (18,988,811)	\$ (12,342,892)	\$ (6,645,919)	53.84%	\$ (9,702,577)
Total Margin	-23.44%	-18.95%			-10.63%	-22.18%	-14.20%			-10.52%

Unaudited - For Management Use

Medical University Hospital Authority – Midlands Division (including MUSC Community Physicians)
Notes to the Interim Financial Statements

Statement of Revenues, Expenses and Changes in Net Assets: YTD October 31, 2021 (Unaudited)
Actuals Compared to Fixed Budget

Revenue Explanation: October year-to-date net patient revenues were unfavorable by 7.1% or \$6.3M. Adjusted discharges were unfavorable to budget by 19.7%. Inpatient surgeries, outpatient surgeries and heart procedures were unfavorable to budget by 16.4%, 14.2%, and 23.8% respectively. Specifically, IP surgery and heart procedures created an unfavorable variance of \$1.1M and \$0.8M respectively. Overall volume shortfalls above drove an unfavorable variance to net patient revenue of \$13.9M, with all other areas including higher case mix and payer mix driving a net favorable variance of \$7.6M.

Expense Explanation: Salaries and Wages were unfavorable to budget \$2.2M driven by assumption of employee PTO liability of \$4.1M and higher contract labor costs of \$2.3M. Lower volumes drove lower salary and wages costs to budget. Benefits were favorable \$4.2M mainly due pension actuarial avoidance of \$2.3M, lower salary and wages, and increased contract labor.

Purchased Services were unfavorable by \$2.1M primarily due to budget alignment with physician services.

Physician Services were favorable \$2.0M primarily due to budget alignment with purchased services.

Pharmaceuticals, not explained by volume, were unfavorable to budget \$2.4M due to higher COVID and oncology drugs costs.

Medical and Other Supplies, not explained by volume, were favorable by \$1.8M driven by lower volume.

Utilities, Insurance, Leases, and Other Expenses were \$2.2M favorable to budget due to lower facility expenses.

One Time Acquisition Costs were favorable to budget \$0.7M due to timing of consulting expenses.

Statement of Net Position

Medical University Hospital Authority - Consolidated

Statements of Net Position October 31, 2021 and June 30, 2021

Assets and Deferred Outflows	At 10/31/2021 (unaudited)	At 6/30/2021 (audited)
Current Assets:		
Cash and Cash Equivalents	\$ 532,206,565	\$ 399,102,026
Cash Restricted for Capital Projects and Major Programs	80,090,711	35,468,718
Cash Restricted for COVID-19 Stimulus Funding	28,527,565	34,936,659
Investments Unrestricted	162,475,077	216,099,763
Investments Restricted for Capital Projects and Major Programs	41,381,597	31,600,161
Patient Accounts Receivable, Net of Allowance for Uncollectible Accounts of approximately \$281,100,000 and \$224,400,000	380,468,651	280,237,834
Due from Related Parties	4,941,528	1,070,385
Due from Third-Party Payors	9,695,307	5,382,263
Due from Joint Ventures and Partnerships	-	8,557,430
Other Current Assets	199,878,834	191,093,298
	<hr/>	<hr/>
Total Current Assets	\$ 1,439,665,835	\$ 1,203,548,537
Investments Held by Trustees Under Indenture Agreements	\$ 64,955,965	\$ 63,420,714
Investments in Joint Ventures and Partnerships	33,006,875	7,006,875
Other Non-Current Assets	7,977,005	9,196,686
Capital Assets, Net	1,026,843,883	965,878,400
	<hr/>	<hr/>
Total Assets	\$ 2,572,449,563	\$ 2,249,051,212
Deferred Outflows	\$ 742,053,010	\$ 741,843,042
	<hr/>	<hr/>
Total Assets and Deferred Outflows	\$ 3,314,502,573	\$ 2,990,894,254
Liabilities, Deferred Inflows and Net Position		
Current Liabilities:		
Current Installments of Long-Term Debt	\$ 109,000,971	\$ 32,275,873
Current Installments of Capital Lease Obligations	14,926,382	8,582,452
Current Installments of Notes Payable	1,576,444	2,158,755
Short-Term Debt	80,000,000	-
Advance Medicare Funding	167,718,221	104,156,497
Due to Joint Ventures and Partnerships	784,106	-
Accounts Payable	179,186,695	148,507,602
Accrued Payroll, Withholdings and Benefits	162,713,068	106,967,579
Due to Third-Party Payors	1,455,578	-
Other Accrued Expenses	24,634,685	25,603,343
Unearned Revenue	16,118,595	105,979
	<hr/>	<hr/>
Total Current Liabilities	\$ 758,114,745	\$ 428,358,080
Long-Term Debt	\$ 689,437,282	\$ 700,534,221
Capital Lease Obligations	121,743,046	73,781,584
Notes Payable	770,024	1,169,293
Other Liabilities	-	78,644,026
Net Pension Liability	1,198,254,369	1,174,093,986
Net OPEB Liability	1,081,680,335	1,060,313,034
	<hr/>	<hr/>
Total Liabilities	\$ 3,849,999,801	\$ 3,516,894,224
Deferred Inflows	\$ 73,644,245	\$ 73,644,245
	<hr/>	<hr/>
Total Liabilities and Deferred Inflows	\$ 3,923,644,046	\$ 3,590,538,469
Net Position:		
Net Investment in Capital Assets	\$ 120,302,560	\$ 162,706,935
Restricted:		
Under Indenture Agreements	64,955,965	63,420,714
Expendable for:		
Capital Projects	40,046,183	45,994,790
Major Programs	20,398,584	30,798,357
COVID-19 Stimulus Funding	28,527,565	34,936,659
Unrestricted (deficit)	(883,372,330)	(937,501,670)
	<hr/>	<hr/>
Total Net Position	\$ (609,141,473)	\$ (599,644,215)
	<hr/>	<hr/>
Total Liabilities, Deferred Inflows and Net Position	\$ 3,314,502,573	\$ 2,990,894,254

Unaudited - For Management Use

MEDICAL UNIVERSITY HOSPITAL AUTHORITY – Consolidated

Balance Sheet: As of 10/31/21 (Unaudited) and 06/30/2021 (Audited)

Cash and Cash Equivalents

Unrestricted cash and cash equivalents increased by \$133.1M from June 30, 2021. Significant FY22 events increasing cash include a \$80M RAN received for Midlands working capital, \$21M in DSH UPL payments, \$12M in Disproportionate Share Hospital (DSH) and Graduate Medical Education (GME) programs and \$1.2M in Managed Care Organization Teaching payments, and maturity of federal bonds since June 30, 2021.

Restricted cash and investments are listed below:

	10/31/2021	6/30/2021
	Balance	Balance
Cash		
Williamsburg	\$ 30,090,711	\$ 35,468,718
\$45M for Vaccine and At-Risk	28,527,565	34,936,659
Capital Projects and Major Programs	50,000,000	-
Investments		
Telemedicine	19,027,626	7,418,929
Adult and Pediatric Burn	9,715,751	10,286,351
Innovation	8,586,585	9,916,842
MUSC Solutions	3,000,000	-
Hampton	811,914	2,981,335
Shawn Jenkins Childrens Hospital	239,721	239,721
Nursing Incentive	-	756,983
	<u>\$ 149,999,873</u>	<u>\$ 102,005,538</u>

Net Accounts Receivable

Net patient accounts receivable increased \$100.2M from June 30, 2021 due to a positive Case Mix Index. October 2021 net accounts receivable days were 59 compared to June 30, 2021 at 45.

Other Current Assets

Other current assets increased by \$8.8M from June 30, 2021, mainly due \$31M decrease in Non-Patient accounts receivable (Q3 and Q4 Medicaid Rebase receipts), \$15.2M increase in inventory and \$24.6M increase in prepaids.

	10/31/2021	6/30/2021
	Balance	Balance
Inventory	\$ 96,982,456	\$ 81,781,383
Other Prepayments	74,299,647	58,144,453
Non-Patient Accounts Receivable	20,194,059	51,167,462
Health Insurance Prepayments	4,732,981	-
Workers' Compensation Prepayments	3,558,940	-
Dental Prepayments	110,752	-
	<u>\$ 199,878,834</u>	<u>\$ 191,093,298</u>

Unaudited – For Management Use

MEDICAL UNIVERSITY HOSPITAL AUTHORITY – Consolidated

Balance Sheet: As of 10/31/21 (Unaudited) and 06/30/2021 (Audited) cont'd

Due from Third Party Payors includes payments owed to and from Medicare and Medicaid. As of October 31, 2021, Medicare and Medicaid owed MUHA \$9.7M, an increase of \$4.3M due to prior year Medicare cost adjustments.

	10/31/2021 Balance	6/30/2021 Balance
Medicare/Medicaid Accounts Receivable	\$ 9,695,307	\$ 5,382,263

Due to and from balances with Joint Ventures and Partnerships are listed below. As of October 31, 2021, MUHA has a net payable balance of \$0.8M.

	10/31/2021 Balance	6/30/2021 Balance
MUSC Health Partners (MHP)	\$ (226,556)	\$ 8,993,758
Edgewater Surgery Center	1,287,765	1,179,291
MSV Health Inc (MHI)	205,028	206,950
Mainsail Health Partners	102,870	95,825
MUSC Strategic Ventures (MSV)	(2,153,212)	(1,918,394)
	\$ (784,106)	\$ 8,557,430

Advance Medicare Funding

Advance Medicare Funding of \$182.8M was received in FY21. As of October 31, 2021, Medicare has recouped \$15.1M.

Accounts Payable

Accounts Payable increased by \$30.7M from June 30, 2021 mainly due to accrued AP.

Other Accrued Expenses

Other Accrued Expenses decreased \$1.0M from June 30, 2021 due to DSH accrual adjustment for FY21.

Unearned Revenue

Unearned revenue increased \$16.0M from June 30, 2021 mainly due to State Appropriations deferral.

MEDICAL UNIVERSITY HOSPITAL AUTHORITY – Consolidated

Balance Sheet: As of 10/31/21 (Unaudited) and 06/30/2021 (Audited) cont'd

Long Term Debt

As of October 31 2021, Current Installments of Long-Term Debt relates to HUD debt for Ashley River Tower (ART), Shawn Jenkins Children's Hospital (SJCH) and the Central Energy Plant (CEP). Current Installments of Notes Payable relate to the note payable for the Sabin Street Energy Plant. A table of outstanding balances by major issuance is listed below:

Project (mo/yr issued)	10/31/2021 Balance	6/30/2021 Balance
SJCH (06/2019)	\$ 298,071,044	\$ 300,880,171
ART (12/2012)	231,804,786	237,330,884
CHS Acquisition (03/2019)	120,702,954	121,894,169
Capital Leases (various - see below)	136,669,427	82,364,035
Lifepoint Acquisition (07/2021)	76,380,000	-
Nexton and CSC (10/2018)	34,731,836	35,058,661
CEP (12/2013)	30,505,270	31,342,241
Edgewater (03/2019)	6,242,364	6,303,968
Sabin Street (04/2013)	2,346,468	2,732,070
Lease Buy-Outs (various)	-	595,978
	\$ 937,454,149	\$ 818,502,177

As of October 31, 2021, capital leases relate to various pieces of equipment and properties. A table of outstanding balances by equipment description is listed below:

Project (mo/yr issued)	10/31/2021 Balance	6/30/2021 Balance
Summey Medical Pavilion (04/2019)	\$ 43,226,375	\$ 43,774,824
Equipment Lease - Charleston	20,000,000	-
Equipment Lease - Midlands	18,000,000	-
Imaging Equipment (01/2019)	16,622,011	16,622,011
Equipment Lease - Regional Health	12,000,000	-
Medical Malls (02/2019)	9,552,743	9,637,113
Patient Monitors (07/2016)	8,623,571	9,635,903
1 Poston Road	6,380,490	-
Cardiovascular Equip (various)	1,483,697	1,844,609
Ultrasound (various)	330,747	378,556
Printers - via acquisition (various)	165,171	-
Computer software (09/2019)	151,466	168,039
Cardio Equip (03/2020)	133,156	165,199
Generator (11/2014)	-	121,532
Lab Equip (01/2018)	-	16,248
	\$ 136,669,427	\$ 82,364,035

Unaudited – For Management Use

MEDICAL UNIVERSITY HOSPITAL AUTHORITY – Consolidated

Balance Sheet: As of 10/31/21 (Unaudited) and 06/30/2021 (Audited) cont'd

Annual debt service costs for FY2021 totaled \$119.1M. A table of debt service by major issuance is listed below, as well as by equipment description as it relates to capital leases:

<u>Project (mo/yr issued)</u>	<u>12 Month Debt Service</u>
SJCH (06/2019)	\$ 8,631,620
ART (12/2012)	16,906,569
CHS Acquisition (03/2019)	3,645,859
Capital Leases (various - see below)	14,926,382
Lifepoint Acquisition (07/2021)	76,380,000
Nexton and CSC (10/2018)	672,144
CEP (12/2013)	2,576,228
Edgewater (03/2019)	188,552
Sabin Street (04/2013)	1,576,444
Lease Buy-Outs (various)	-
	<u>\$ 125,503,798</u>

<u>Project (mo/yr issued)</u>	<u>12 Month Debt Service</u>
Summey Medical Pavilion (04/2019)	\$ 1,689,521
Imaging Equipment (01/2019)	2,245,738
Equipment Lease - Charleston	2,641,052
Equipment Lease - Midlands	2,376,946
1 Poston Road	1,667,415
Medical Malls (02/2019)	231,689
Patient Monitors (07/2016)	3,122,294
Cardiovascular Equip (various)	654,763
Ultrasound (various)	146,616
Printers - via acquisition (various)	-
Computer software (09/2019)	51,245
Cardio Equip (03/2020)	99,103
Generator (11/2014)	-
Lab Equip (01/2018)	-
	<u>\$ 14,926,382</u>

Pension and Other Post Employment Benefit (OPEB) Liabilities

As of October 31, 2021, the net pension liability increased by \$24.2M from June 30, 2021.

As of October 31, 2021, the net other post-employment benefit liability increased \$21.4M from June 30, 2021.

**Crosswalk of Financial Accounting Standards Board (FASB)
Income Statement Presentation to Government Accounting
Standards Board (GASB)**

Medical University Hospital Authority - Consolidated
Statement of Revenues, Expenses and Change in Net Position
For the 4 Month Period Ending - October 31, 2021
Modified FASB Basis

Crosswalk from FASB to GASB

	FASB				GASB		
	Fiscal Year To Date				Fiscal Year To Date		
	Actual	Budget	Variance		Actual	Budget	Variance
Operating Revenues:				Operating Revenues:			
Net Patient Service Revenues	\$ 796,127,819	\$ 806,627,783	-1.30%	Net Patient Service Revenues	\$ 796,127,819	\$ 806,627,783	-1.30%
Other Revenues - DHS Revenue	21,657,951	22,290,563	-2.84%	Other Revenues - DSH Revenue	21,657,951	22,290,563	-2.84%
Retail Pharmacy Revenue	119,034,265	91,493,043	30.10%	Retail Pharmacy Revenue	119,034,265	91,493,043	30.10%
Other Revenues	33,152,492	31,256,065	6.07%	Other Revenues	33,152,492	31,256,065	6.07%
State Appropriations	9,195,970	8,958,298	2.65%				
Total Operating Revenues	\$ 979,168,496	\$ 960,625,752	1.93%	Total Operating Revenues	\$ 969,972,527	\$ 951,667,454	1.92%
Operating Expenses:				Operating Expenses:			
Salaries Wages	\$ 278,736,036	\$ 277,571,450	0.42%	Salaries Wages	\$ 278,736,036	\$ 277,571,450	0.42%
Benefits	95,387,762	96,353,625	-1.00%	Benefits	95,387,762	96,353,625	-1.00%
Pension Expense	24,885,467	26,400,256	-5.74%	Pension Expense	24,885,467	26,400,256	-5.74%
Other Post Employment Benefits	22,584,486	23,341,880	-3.24%	Other Postemployment Benefits	22,584,486	23,341,880	-3.24%
Purchased Services	124,919,000	136,707,791	-8.62%	Purchased Services	124,919,000	136,707,791	-8.62%
Physician Services	56,278,787	57,408,003	-1.97%	Physician Services	56,278,787	57,408,003	-1.97%
Pharmaceuticals	67,277,679	61,173,614	9.98%	Pharmaceuticals	67,277,679	61,173,614	9.98%
Retail Pharmaceuticals	55,916,887	44,128,672	26.71%	Retail Pharmaceuticals	55,916,887	44,128,672	26.71%
Medical Supplies	136,452,389	142,353,780	-4.15%	Medical Supplies	136,452,389	142,353,780	-4.15%
COVID Supplies	3,127,083	-	100.00%	COVID-19 Supplies	3,127,083	-	100.00%
Other Supplies	19,918,612	20,992,382	-5.12%	Other Supplies	19,918,612	20,992,382	-5.12%
Utilities	10,765,292	10,307,630	4.44%	Utilities	10,765,292	10,307,630	4.44%
Insurance	4,289,541	3,780,895	13.45%	Insurance	4,289,541	3,780,895	13.45%
Leases	14,718,959	12,945,398	13.70%	Leases	14,718,959	12,945,398	13.70%
Other	12,282,030	15,714,907	-21.84%	Other	12,282,030	15,714,907	-21.84%
Physician Clinic Expense	8,833,954	9,043,944	-2.32%	Physician Clinic Expense	8,833,954	9,043,944	-2.32%
Total Operating Expenses	\$ 936,373,962	\$ 938,224,225	-0.20%	Total Operating Expenses	\$ 936,373,962	\$ 938,224,228	-0.20%
EBIDA	\$ 42,794,534	\$ 22,401,527	91.03%	EBIDA	\$ 33,598,565	\$ 13,443,226	149.93%
Depreciation	\$ 37,090,822	\$ 37,993,923	-2.38%	Depreciation	\$ 37,090,822	\$ 37,993,923	-2.38%
Interest Expense	\$ 12,954,719	\$ 13,393,755	-3.28%				
Operating Income (Loss)	\$ (7,251,008)	\$ (28,986,151)	-74.98%	Operating Income (Loss)	\$ (3,492,257)	\$ (24,550,697)	-85.78%
Operating Margin	-0.74%	-3.02%	-75.46%	Operating Margin	-0.36%	-2.58%	-86.04%
One Time Acquisition Costs	\$ 3,379,228	\$ 4,088,485	-17.35%	One Time Acquisition Costs	\$ 3,379,228	\$ 4,088,485	-17.35%
Adjusted Operating Income (Loss)	\$ (10,630,236)	\$ (33,074,636)	-67.86%	Adjusted Operating Income (Loss)	\$ (6,871,485)	\$ (28,639,182)	-76.01%
Adjusted Operating Margin	-1.09%	-3.44%	-68.47%	Adjusted Operating Margin	-0.71%	-3.01%	-76.46%
NonOperating Revenues (Expenses):				NonOperating Revenues (Expenses):			
Gifts and Grants	\$ 1,175,214	\$ 9,789,478	-88.00%	State Appropriations	\$ 9,195,970	\$ 8,958,298	2.65%
Pension OPEB Nonemployer Contribution	2,157,099	2,659,589	-18.89%	Gifts and Grants	1,175,214	9,789,478	-88.00%
Investment Income	(1,251,390)	199,654	-726.78%	Pension OPEB Nonemployer Contribution	2,157,099	2,659,589	-18.89%
Loss on Disposal of Capital Assets	583	(19,486)	102.99%	Investment Income	(1,251,390)	199,654	-726.78%
COVID-19 Stimulus Funding	469,790	-	100.00%	Interest Expense	(12,954,719)	(13,393,755)	-3.28%
Other NonOperating Expenses	(284,238)	(1,096,364)	74.07%	Loss on Disposal of Capital Assets	583	(19,486)	102.99%
Debt Issuance Costs	(167,623)	-	100.00%	COVID-19 Stimulus Funding	469,790	-	100.00%
Total NonOperating Revenues (Expenses)	\$ 2,099,437	\$ 11,532,871	-81.80%	Other NonOperating Expenses	(284,238)	(1,096,364)	74.07%
Income (Loss) Before NonOperating Payments to MUSC Entities	\$ (8,530,800)	\$ (21,541,766)	-60.40%	Debt Issuance Costs	(167,623)	-	100.00%
NonOperating Payments to MUSC Entities	-	-	-100.00%	Total NonOperating Revenues (Expenses)	\$ (1,659,314)	\$ 7,097,414	-123.38%
Change in Net Position	\$ (8,530,800)	\$ (21,541,766)	-60.40%	Income (Loss) Before NonOperating Payments to MUSC Entities	\$ (8,530,800)	\$ (21,541,766)	-60.40%
Total Margin	-0.87%	-2.24%		NonOperating Payments to MUSC Entities	-	-	-100.00%
				Change in Net Position	\$ (8,530,800)	\$ (21,541,766)	-60.40%
				Total Margin	-0.87%	-2.26%	

Unaudited - For Management Use

**FACILITIES
HOSPITAL AUTHORITY - CHARLESTON
NEW LEASE
FOR APPROVAL**

DECEMBER 10, 2021

DESCRIPTION OF LEASE: This lease is for approximately 2,800 square feet of clinical space located in the May River Crossing Shopping Center at 3521 Okatie Highway in Bluffton. The purpose of these lease is to accommodate MUSC Health Primary Care and additional exclusive rights for Cardiology, General Surgery, Orthopedics and Vascular Surgery. The cost per square foot shall be \$37.60 which is comprised of \$30.60 a square foot base rent and \$7.00 a square foot for estimated operating cost. The total monthly rental rate shall be \$8,773.33, resulting in a total initial annual lease amount of \$105,280.00. Base rent will increase 8% year six (6) and operating cost shall increase each year based on actual expenses capped at 5%. Tenant shall have the option to extend this lease for two (2) terms, five (5) years each with an 8% Base Rent increase the start of each extended term. Landlord is providing a \$112,000.00 allowance for renovations and six months' rent abatement at the start of the initial term resulting in a savings of \$52,640.00.

The Medical University Hospital Authority intends to sublease the premises in its entirety to Mainsail Health Partners.

NEW LEASE AGREEMENT X
RENEWAL LEASE AGREEMENT

LANDLORD: HEPBLUFF, LLC

LANDLORD CONTACT: Amanda Steidmann, Broker

TENANT NAME AND CONTACT: Mainsail Health Partners, MUSC Primary Care, Lisa Goodlett

SOURCE OF FUNDS: General Operating Funds

LEASE TERMS:

TERM: Ten (10) years: [1/1/2022-12/31/2031]

AMOUNT PER SQUARE FOOT: \$37.60

TOTAL ANNUALIZED LEASE AMOUNT:

Year 1	\$105,280.00	Year 6	\$117,549.52
Year 2	\$106,260.00	Year 7	\$118,805.87
Year 3	\$107,289.00	Year 8	\$120,119.17
Year 4	\$108,369.45	Year 9	\$121,498.13
Year 5	\$109,503.92	Year 10	\$122,946.03

TOTAL AMOUNT OF LEASE TERM: \$1,137,621.09

EXTENDED TERM(S): Two (2) Terms, Five (5) Years Each

Year 11	\$131,869.53	Year 16	\$148,673.55
Year 12	\$133,454.65	Year 17	\$150,724.34
Year 13	\$135,130.78	Year 18	\$152,863.56
Year 14	\$136,890.72	Year 19	\$155,109.74
Year 15	\$138,738.66	Year 20	\$157,468.22

TOTAL AMOUNT OF LEASE TERM INCLUDING EXTENDED TERM(S): \$2,578,544.86

OPERATING COSTS:

FULL SERVICE

NET X

**FACILITIES
HOSPITAL AUTHORITY - CHARLESTON
LEASE RENEWAL
FOR APPROVAL**

DECEMBER 10, 2021

DESCRIPTION OF LEASE RENEWAL: This lease renewal is for 54,804 square feet of warehouse and office space located at 230 Albemarle Road in Charleston. The purpose of this lease renewal is to continue provide space for MUHA Supply Chain, Pharmacy and the MUSC Mailroom. The cost per square foot is \$8.69. The monthly rental payment will be \$39,676.83 (rounded), resulting in an annual lease amount of \$476,121.96. Rent shall increase annually 3% with property taxes and insurance paid separate from the lease payment at an estimated annual cost of \$44,600.00.

The Medical University Hospital Authority subleases 1,826 square feet (3.33% pro-rata share) of this space to the Medical University of South Carolina for the MUSC Mailroom resulting in an initial annual reimbursement of \$15,863.78 and a total term reimbursement of \$84,222.92. All operating costs including property taxes and insurance are billed back to MUSC based on their pro-rata share.

NEW LEASE AGREEMENT _____
RENEWAL LEASE AGREEMENT X

LANDLORD: The Porter Academy

LANDLORD CONTACT: Al Trivette, Director of Facilities

TENANT NAME AND CONTACT: Supply Chain, Pharmacy, MUSC Mailroom

SOURCE OF FUNDS: General Operating Funds

LEASE TERMS:

TERM: Five (5) years: [4/1/2022-3/31/2027]

AMOUNT PER SQUARE FOOT: \$8.69

TOTAL ANNUALIZED LEASE AMOUNT:

Year 1	\$476,121.96
Year 2	\$490,404.96
Year 3	\$505,116.96
Year 4	\$520,270.92
Year 5	\$535,879.92

TOTAL AMOUNT OF LEASE TERM: \$2,527,794.72

EXTENDED TERM(S): To be negotiated

OPERATING COSTS:

FULL SERVICE _____

NET X

**FACILITIES
HOSPITAL AUTHORITY - CHARLESTON
LEASE RENEWAL
FOR APPROVAL**

DECEMBER 10, 2021

DESCRIPTION OF LEASE RENEWAL: This lease renewal is for 39,375 square feet of warehouse space located at 264 Deming Way, Suite C in Summerville. The purpose of this lease renewal is to continue provide space for MUHA Supply Chain storage that was relocated from the Consolidated Service Center to make room for a renovation project. The cost per square foot is \$7.25. The monthly rental payment will be \$23,789.06 (rounded), resulting in an annual lease amount of \$285,46875. Rent shall increase annually 3%.

NEW LEASE AGREEMENT
RENEWAL LEASE AGREEMENT

LANDLORD: Warehouse Rentals, LLC

LANDLORD CONTACT: Bridge Corporate Solutions LLC, John Beam

TENANT NAME AND CONTACT: MUHA, Supply Chain Operations, Jason Mills

SOURCE OF FUNDS: General Operating Funds

LEASE TERMS:

TERM: Two (2) years: [3/1/2022-3/31/2024]

AMOUNT PER SQUARE FOOT: \$7.25

TOTAL ANNUALIZED LEASE AMOUNT:

Year 1 \$285,468.75

Year 2 \$294,032.81

TOTAL AMOUNT OF LEASE TERM: \$579,501.56

EXTENDED TERM(S): To be negotiated

OPERATING COSTS:

FULL SERVICE

MODIFIED [rent includes - taxes, insurance, landscaping, water]

**FACILITIES
ACADEMIC
NEW LEASE
FOR APPROVAL**

DECEMBER 10, 2021

DESCRIPTION OF LEASE: This lease is for a total of 1,524 square feet of clinical space located at 1014 St. Andrews Boulevard, Suite 101-B in West Ashley. The purpose of this lease to provide space for College of Health Professions Wellness Gym for long term exercise needs of the disabled population and for clinical research needs. The cost per square foot is \$33.25 for the first year of the initial lease term. The total monthly rental payment will be \$4,222.75, resulting in an annual lease amount of \$50,673.00. Base rent shall increase annually 3% and operating cost shall increase each year based on actual expenses with a 4% annual cap. Estimated operating cost base year is \$8.00 a square foot.

Landlord is building out space and providing a renovation allowance of \$30,480.00. Total renovation estimate is \$91,440.00. Landlord agrees to amortized at any overage upon request which shall be determined by the College of Health Professions.

NEW LEASE AGREEMENT _____
RENEWAL LEASE AGREEMENT X

LANDLORD: 1014 St. Andrews Office Building, LLC

LANDLORD CONTACT: Fisher Esterling, Developer

TENANT NAME AND CONTACT: College of Health Professions, Dr. Zoher Kapasi

SOURCE OF FUNDS: College of Health Professions

COMBINED LEASE TERMS:

TERM: Three (3) years: [3/1/2022-2/28/2025]

AMOUNT PER SQUARE FOOT: \$33.25

TOTAL ANNUALIZED LEASE AMOUNT:

Year 1	\$50,673.00
Year 2	\$52,193.19
Year 3	\$53,758.99

TOTAL AMOUNT OF LEASE TERM: \$156,625.18

EXTENDED TERM(S): To be negotiated

OPERATING COSTS:

FULL SERVICE X

NET _____

**FACILITIES
ACADEMIC
LEASE RENEWAL
FOR APPROVAL**

DECEMBER 10, 2021

DESCRIPTION OF LEASE RENEWAL: This lease renewal is for a total of 4,831 square feet of office space located at 176 Croghan Spur Road, Suite 104. The purpose of this lease renewal is to continue to provide office space for the Department of Psychiatry, Division of Global and Community Health. The cost per square foot is \$32.95 which is comprised of \$20.45 a square foot base rent and \$12.50 a square foot for operating costs. The total monthly rental payment will be \$13,265.12, resulting in an annual lease amount of \$159,181.45. Base rent shall increase annually 3% and operating cost shall increase each year based on actual expenses with a 4% annual cap.

NEW LEASE AGREEMENT _____
RENEWAL LEASE AGREEMENT X

LANDLORD: RFA Albemarle, LLC

LANDLORD CONTACT: Mark Mattison, Executive Vice President, Bridge Commercial

TENANT NAME AND CONTACT: MUSC Global and Community Health, Dr. Michael Sweat

SOURCE OF FUNDS: Department of Psychiatry

COMBINED LEASE TERMS:

TERM: Three (3) years: [8/28/2022-8/27/2025]

AMOUNT PER SQUARE FOOT: \$32.95

TOTAL ANNUALIZED LEASE AMOUNT:

Year 1 \$159,181.45

Year 2 \$164,560.77

Year 3 \$170,125.62

TOTAL AMOUNT OF LEASE TERM: \$493,867.84

EXTENDED TERM(S): To be negotiated

OPERATING COSTS:

FULL SERVICE X

NET _____

**FACILITIES
HOSPITAL AUTHORITY - CHARLESTON
TEMPORARY EASEMENT
FOR APPROVAL**

DECEMBER 10, 2021

DESCRIPTION OF EASEMENT: Cherry and Cannon Streets, Temporary Easement

REQUESTOR: Dominion Energy South Carolina, Inc.

REQUESTOR CONTACT: Steve Dooley, Dominion Energy, Right of Way Contractor

LOCATION: TMS 460-10-04-040 Cherry Street / Cannon Street

DESCRIPTION: Dominion Energy South Carolina, Inc. requests a temporary right of way easement for gas line relocation needed to layout the piping that will be bored under Cannon Street. This temporary easement will expire March 31,2022. The temporary location for this easement is located at the corner of Cherry and Cannon Streets which is owned by the Medical University Hospital Authority.

JUSTIFICATION: Support for the Dominion Energy Cannon Street project.

Easement # 902452

INDENTURE, made this _____ day of _____, 2021 by and between Medical University Hospital Authority of the County of **Charleston** and State of South Carolina, hereinafter called "Grantor" (whether singular or plural), and the DOMINION ENERGY SOUTH CAROLINA, INC., a South Carolina corporation, having its principal office in Cayce, South Carolina, hereinafter called "Grantee".

WITNESSETH:

That, in consideration of the sum of One & 00/100 Dollars (\$1.00) received from Grantee, Grantor hereby grants and conveys to Grantee, its successors and assigns, a Temporary Facilities right of way of the width of Twenty (20) feet (*see below also) for the purpose of laying, constructing, maintaining, operating, repairing, altering, replacing and removing pipe lines, together with valves, tieovers, communications equipment, and appurtenant facilities, for the transportation of gas, oil petroleum products or any other liquids, gases or substances which can be transported through a pipe line, situate in the County of Charleston, State of South Carolina described as follows: Being a tract of land and being the same lands conveyed to Grantor by deed of Medical University of South Carolina, dated 12/6/2004, and recorded in the Register of Deeds Office for Charleston County in Deed Book H518 at Page 088.

TMS: 4601004040 Cherry and Cannon Streets

The temporary easement is more fully shown on attached Exhibit "A".

The temporary easement will expire on 3/31/2022.

The temporary Work Zone right of way is for the purpose of construction and maintenance activities that cannot be contained within the said Facilities right of way. Encroachments will be allowed within the Work Zone right of way to include but not be limited to: permanent buildings, trees, underbrush and pavement. Grantee will make reasonable efforts to minimize damages to said permitted encroachments within the Work Zone right of way while performing construction and maintenance activities. However, any damages committed by Grantee to permitted encroachments within the Work Zone right of way shall be borne by Grantee.

Together with the right from time to time to redesign, rebuild or alter said pipe lines and to install such additional pipe lines, apparatus and equipment as Grantee may at any time deem necessary or desirable and the right to remove any pipe line or any part thereof, all within the above described Facilities right of way.

Together also with the right from time to time to remove or clear and keep clear such trees, underbrush, structures and other obstructions, upon said Facilities right of way, and the right of entry upon said lands of Grantor within the Facilities and Work Zone rights of way for all of the purposes aforesaid.

Provided, however, any damage to the property of Grantor (other than to property cleared or removed as hereinbefore provided in the Facilities right of way) caused by Grantee in the course of constructing, rebuilding or repairing said pipe lines shall be borne by Grantee.

Grantor agrees to maintain minimum ground coverage of twenty four (24) inches and maximum ground coverage of forty two (42) inches over all underground pipe lines.

The words "Grantor" and "Grantee" shall include their heirs, executors, administrators, successors and assigns, as the case may be.

IN WITNESS WHEREOF, Grantor has caused this indenture to be duly executed the day and year first above written.

WITNESS:

Medical University Hospital

By: _____ (SEAL)

1st Witness

2nd Witness

ACKNOWLEDGMENT

STATE OF SOUTH CAROLINA)
)
COUNTY OF Charleston)

The foregoing instrument was acknowledged before me, the undersigned Notary, and I do hereby certify that the within named _____, _____ of Medical University Hospital, personally appeared before me this day and that the above named _____ acknowledged the due execution of the foregoing instrument.

Sworn to before me this _____ day of _____, 2021.

Signature of Notary Public State of SC

My commission expires: _____

Print Name of Notary Public

RIGHT OF WAY GRANT TO
DOMINION ENERGY SOUTH CAROLINA, INC.

Line: 194 Cannon St.- 6" HP relocation

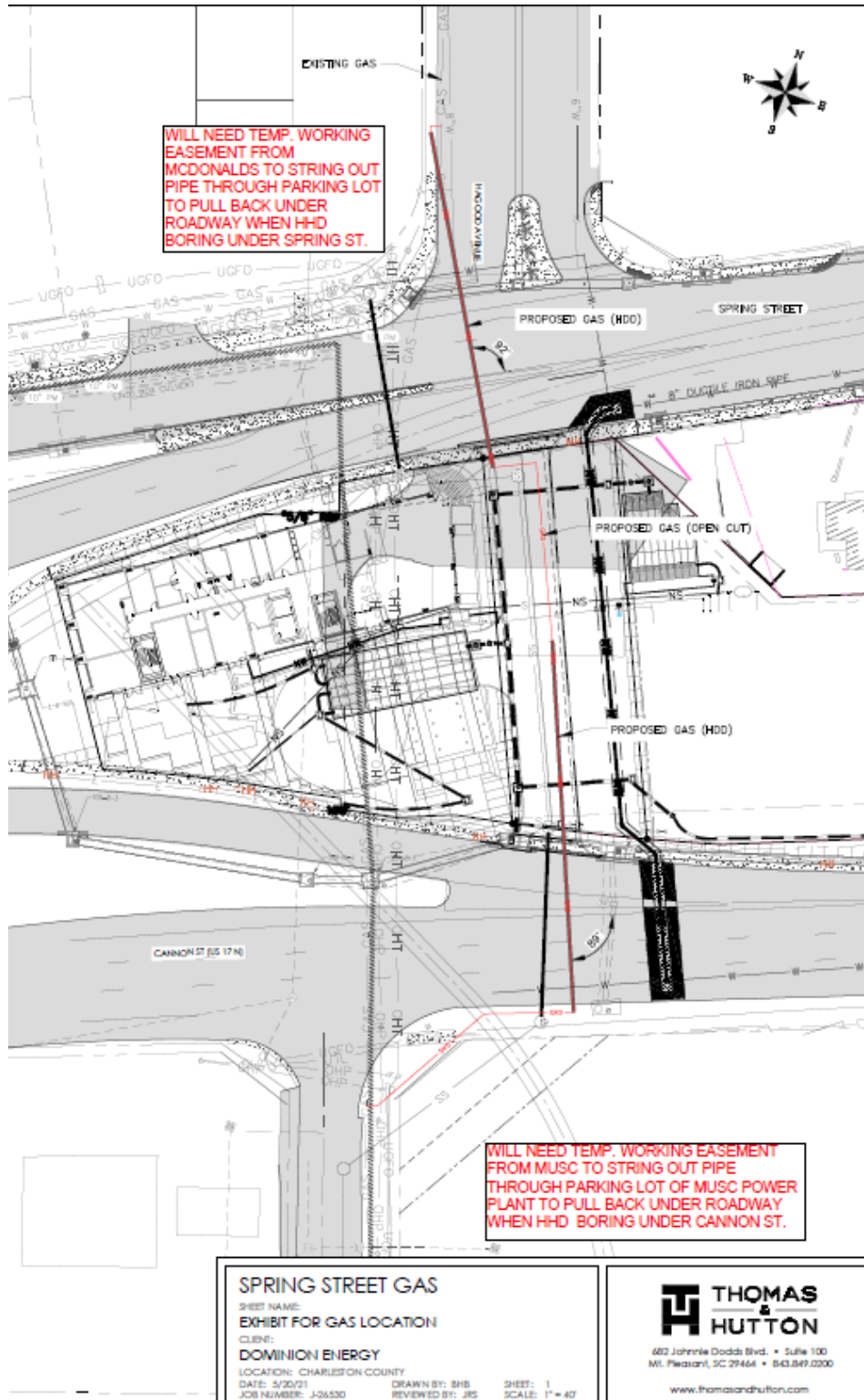
County: Charleston

R/W File Number: 25175

Grantor(s): Medical University Hospital

Return to: Dominion Energy South Carolina
2392 West Aviation Avenue MC: CH-29
North Charleston, SC 29406

EXHIBIT A



SPRING STREET GAS

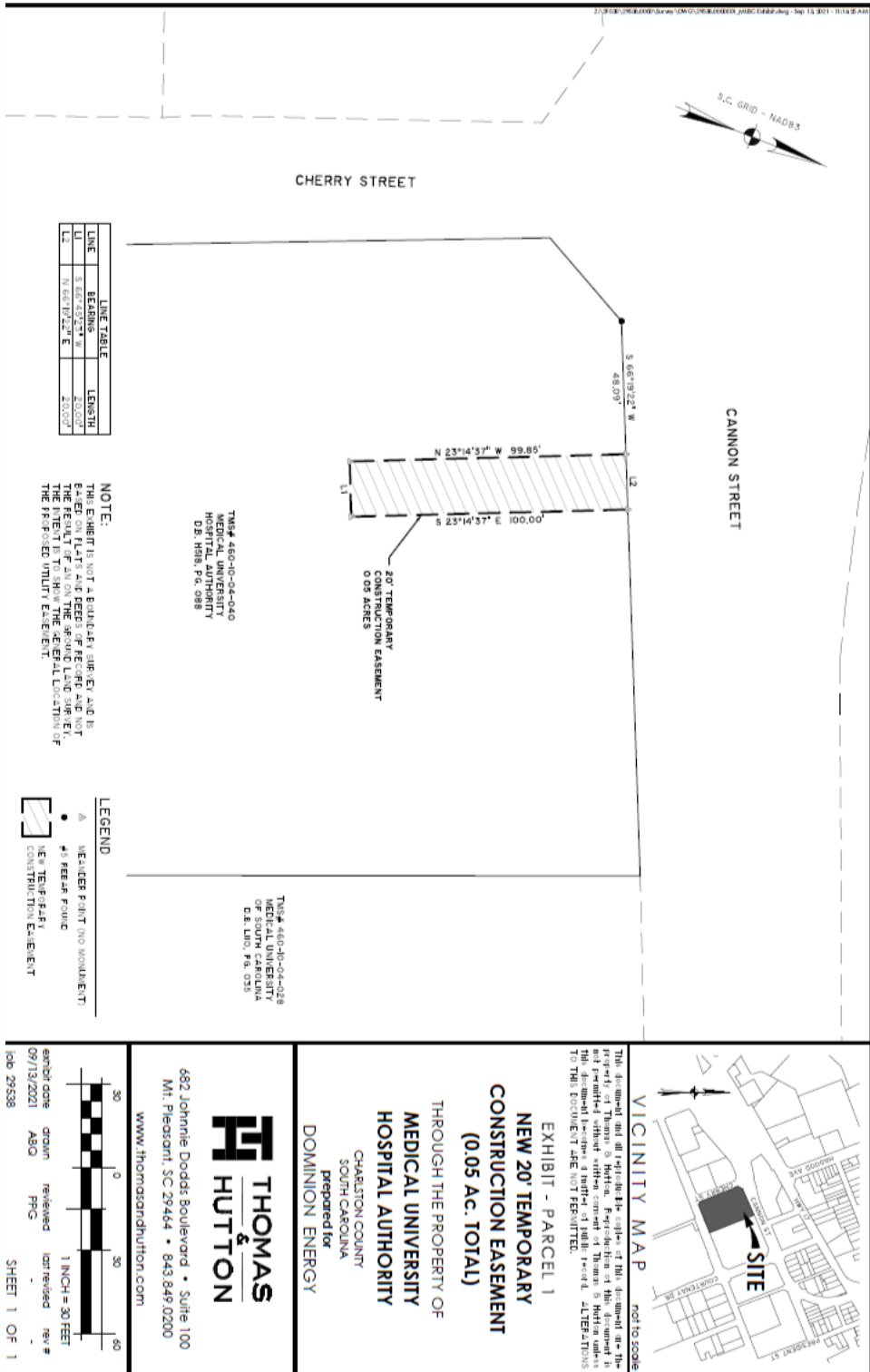
SHEET NAME:
EXHIBIT FOR GAS LOCATION
CLIENT:
DOMINION ENERGY
LOCATION: CHARLESTON COUNTY
DATE: 5/20/21 DRAWN BY: SHB SHEET: 1
JOB NUMBER: J-24530 REVIEWED BY: JRS SCALE: 1" = 40'



682 Johnnie Dodds Blvd. • Suite 100
Mt. Pleasant, SC 29464 • 843.847.0200

www.thomasandhutton.com

Easement # 902452




This document and all information upon the basis of this document are the property of Thomas & Hutton. Reproduction of this document is not permitted without written consent of Thomas & Hutton. This document becomes a matter of public record. ALTERATIONS TO THIS DOCUMENT ARE NOT PERMITTED.

EXHIBIT - PARCEL 1
NEW 20' TEMPORARY CONSTRUCTION EASEMENT (0.05 AC. TOTAL)

THROUGH THE PROPERTY OF
MEDICAL UNIVERSITY HOSPITAL AUTHORITY
CHARLESTON COUNTY
SOUTH CAROLINA
prepared for
DOMINION ENERGY



682 Johnnie Dodds Boulevard • Suite 100
Mt. Pleasant, SC 29464 • 843.849.0200
www.thomasandhutton.com



FACILITIES

ACADEMIC/RESEARCH

ESTABLISH PROJECT

FOR APPROVAL

DATE: December 10, 2021

PROJECT TITLE: MUSC College of Medicine Office & Academic Building

PROJECT NUMBER: TBD

TOTAL ESTIMATED BUDGET: \$172 million

SOURCE(S) OF FUNDS: \$100 million from the State of South Carolina (would like MUSC to seek this level of funding from the state)
\$50 million (philanthropy – would like to launch a capital campaign for this – anticipate support from COM alumni)
\$22 million (COM reserves/other sources)

SCOPE OF WORK: This project will construct a seven story building at the corner of President and Bee Streets for the College of Medicine (COM). The building would consist of 5 floors of 37,000 sf each, 2 floors of 31,890 sf each of an occupiable area of about 248,780 SF as detailed in the feasibility study option C. The existing Vince Moseley Building will be demolished.

JUSTIFICATION: The COM is seeking support for a new building in order to strategically respond to the MUSC Master Facility Plan that will impact numerous COM departments. Its proactive approach to respond to (1) partnership/divestment of Rutledge Tower and demolition/redevelopment and/or major renovation to other buildings including Walton, Clinical Sciences, University Hospital, Storm Eye Institute and (2) the continued westward expansion of the clinical enterprise with the planned construction of the Phase 3 hospital and ambulatory center(s) that rely largely upon COM faculty/residents/staff drives the COM's strategic programming requirements in the proposed footprint.

The COM recently received a full eight year LCME accreditation with comments. The COM has work to do over the next several years to address LCME concerns around components including medical student study space, relaxation and wellness areas, and programmatic teaching adjacencies. The strong commitment by the COM, MUSC, and the State of South Carolina to provide high-quality contemporary space for the education of our medical students on this campus are identifiable and measurable outcomes required to address the LCME comments before our next full accreditation review process begins. In the programming of this new construction project, the COM will incorporate design of Class A teaching space, provide students with enhanced access to the education team, and incorporate aspects of wellness and relaxation areas. The COM building will also enhance the COM's ability to retain outstanding faculty, residents, and students and to recruit world-class additions to these groups, to ensure continued excellence across its tripartite mission. The COM building will be an academic showcase for the State of South Carolina.

FACILITIES
PROPERTY NEGOTIATION
FOR APPROVAL

DECEMBER 10, 2021

PROJECT TITLE: Fort Johnson MUSC Owned Parcel

PROJECT NUMBER: N/A

ESTIMATED SALE PRICE: Not less than the appraised value satisfactory to the State.

BUYER: To be determined

JUSTIFICATION: The Medical University of South Carolina vacated the main house located at 221 Fort Johnson Road, Johns Island in late 2014 due to building conditions and has remained unoccupied since. There are four structures located on the property 1) main house 2) garage 3) storage building 4) cistern; all of which are uninhabitable and dilapidated.

MUSC is requesting the Board of Trustees approval to negotiate the sale of the Fort Johnson property for an amount no less than the appraised value. The property sale will follow the required process of the Department of Administration. This approval shall be contingent upon the Board's approval of the offer and the South Carolina State Fiscal Accountability Authority (SFAA). Once a buyer has been identified additional Board approval for the sale amount will be requested prior to closing.

MEDICAL UNIVERSITY OF SOUTH CAROLINA BOARD OF TRUSTEES
REGULAR AGENDA
December 10, 2021
101 Colcock Hall

Members of the Board of Trustees

Dr. James Lemon, Chairman	Dr. Richard M. Christian, Jr.
Mr. Charles Schulze, Vice-Chairman	Dr. Paul T. Davis
Ms. Terri R. Barnes	Dr. Donald R. Johnson II
The Honorable James A. Battle, Jr.	Ms. Barbara Johnson-Williams
Mr. William H. Bingham, Sr.	Dr. G. Murrell Smith, Sr.
Dr. W. Melvin Brown III	Mr. Michael E. Stavrinakis
Dr. Henry F. Butehorn III	Thomas L. Stephenson, Esq.
Dr. C. Guy Castles III	Dr. Bartlett J. Witherspoon, Jr.

Trustees Emeriti

Ms. Margaret M. Addison	Dr. Charles B. Thomas, Jr.
Mr. Allan E. Stalvey	Dr. James E. Wiseman, Jr.

- | | | |
|---------|---|---|
| Item 1. | Call to Order | Dr. James Lemon
<i>Chairman</i> |
| Item 2. | Roll Call | Mark Sweatman
<i>Board Secretary</i> |
| Item 3. | Date of Next Meeting – February 11, 2022..... | Mark Sweatman
<i>Board Secretary</i> |
| Item 4. | Approval of Meeting Minutes | Dr. James Lemon
<i>Chairman</i> |

Approval of the meeting minutes from October 8, 2021, and November 9, 2021,
are requested.

Recommendations and Informational Report of the President

- | | | |
|---------|---|------------------------------------|
| Item 5. | General Informational Report of the President | Dr. David Cole
<i>President</i> |
| Item 6. | Other Business..... | Dr. David Cole
<i>President</i> |

Research and Institutional Advancement Committee: Ms. Terri Barnes, Chair

- Item 7. Office of Research ReportDr. Lori McMahon
Vice President for Research
- Item 8. Institutional Advancement ReportKate Azizi
Vice President for Institutional Advancement
- Item 9. MUSC Foundation Report..... Stuart Ames
CEO, MUSC Foundation
- Item 10. Other Committee Business.....Terri Barnes
Committee Chair

Education, Faculty & Student Affairs Committee: Ms. Barbara Johnson-Williams, Chair

- Item 11. Annual Graduate Medical Education (GME) UpdateDr. Benjamin Clyburn
Associate Dean for Graduate Medical Education
- Item 12. Provost Report.....Dr. Lisa Saladin
Executive Vice President for Academic Affairs and Provost
- Item 13. 2022 Commencement Speaker and Honorary Degree Recipients.....Dr. Lisa Saladin
Executive Vice President for Academic Affairs and Provost

The Commencement Speaker and Honorary Degree Recipients for the May 2022 Commencement will be presented for approval.

- Item 14. Other Committee Business..... Barbara Johnson-Williams
Committee Chair

Finance and Administration Committee: Mr. Jim Battle, Chair

- Item 15. MUSC Financial Report..... Patrick Wamsley
Chief Financial Officer, MUSC
- Item 16. MUSC Physicians Financial ReportEva Greenwood
Chief Financial Officer, MUSC Physicians
- Item 17. Agenda item removed.
- Item 18. Other Committee Business..... Jim Battle
Committee Chair

Other Business for the Board of Trustees

Item 19. Approval of Consent Agenda.....Dr. James Lemon
Chairman

Item 20. Executive SessionDr. James Lemon
Chairman

Upon proper motion and vote, the Board may convene a closed session pursuant to SC Code Ann. §30-4-70. Although the Board will not vote on any items discussed in closed session, the Board may return to public session to vote on items discussed.

Item 21. New Business for the Board of TrusteesDr. James Lemon
Chairman

Item 22. Report from the ChairmanDr. James Lemon
Chairman

MUSC Board of Trustees Report

Institutional Advancement Report

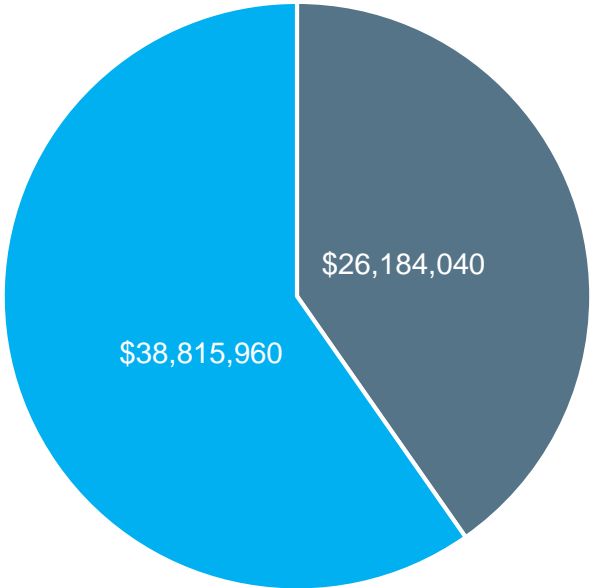
December 2021



Changing What's Possible | [MUSC.edu](https://www.musc.edu)



Funds Raised in FY22 through November 17, 2021



■ Total Raised ■ Amount remaining to reach \$65M goal

Dollars Raised: \$26,184,040
Fundraising Goal: \$65,000,000

We are grateful to our MUSC supporters!



MUSC Fundraising Impact (September 17, 2021 – November 22, 2021)

Gifts of \$1 million+ have supported:

- Urological cancer research
- The Sea Islands Medical Facility
- The Maltz Family Ehlers Danlos Syndrome Genetics Fund



Giving Tuesday: November 30, 2021



Join the Medical University of South Carolina on

#GIVINGTUESDAY™

Nov. 30

\$983 Raised \$500,000 Goal

[BECOME A FUNDRAISER](#) [DONATE NOW](#)

*Thomas Gunn, MD, MPH
Colon and Rectal Surgery*

MUSC Health
Medical University of South Carolina

Please participate and share with your networks!

<https://giving.musc.edu/tuesday>



THE MEDICAL UNIVERSITY OF SOUTH CAROLINA
Monthly Financial Reports
Table of Contents
For the Four (4) Month Period Ended October 31, 2021

	<u>Page</u>
Statement of Net Position	1
University Budgeted Funds Comparison to Budget	2
Direct Expenditures on Federal Grants and Contracts (By Responsibility Center)	3
Notes to the Financial Statements	4-5
Summary of Current Debt Obligations and Analysis of Available Bonded Debt Capacity	6
Statement of Revenues, Expenses and Changes in Net Position For Affiliated Organizations	7

The Medical University of South Carolina and Affiliated Organizations
Statement of Net Position
As of October 31, 2021

	<u>University</u>	<u>Area Health Education Consortium</u>	<u>CHS Development Company</u>
Assets & Deferred Outflows			
Cash and Cash Equivalents	\$ 427,031,758	\$ 9,620,438	\$ -
Cash and Cash Equivalents - Restricted	41,007,156	-	656,347
State Appropriation Receivable	99,207,389	5,770,194	-
Student Tuition and Fees Receivable	2,032,498	-	-
Student Loan Receivable	11,561,692	-	-
Grants and Contracts Receivable	45,721,600	37,013	-
Capital Improvement Bond Proceeds Receivable	-	-	-
Capital Lease Receivable	-	-	5,814,636
Other Receivables	3,701,283	-	-
Investments	-	-	1,484,585
Prepaid Items	15,136,624	-	343,297
Capital Assets, net of Accumulated Depreciation	369,835,200	-	-
Due from Hospital Authority	6,676,983	-	-
Due from Other Funds	131,528,580	-	-
Bond Issue Costs	-	-	-
Derivative Instruments Fair Value / Deferred Outflows	-	-	-
Deferred loss on Debt Refinancing	25,344	-	55,969
Deferred Outflows-Pensions	107,445,809	-	-
Deferred Outflows-OPEB	150,229,536	-	-
Other Assets	-	-	-
Total Assets & Deferred Outflows	\$ 1,411,141,452	\$ 15,427,645	\$ 8,354,834
Liabilities & Deferred Inflows			
Accounts Payable	\$ 9,897,126	\$ -	\$ -
Accrued Payroll and Other Payroll Liabilities	19,309,215	-	-
Accrued Compensated Absences	31,891,281	205,450	-
Deferred Revenue	138,843,928	7,569,020	-
Retainages Payable	1,066,680	-	-
Long-Term Debt	146,076,794	-	7,170,000
Interest Payable	479,373	-	53,776
Deposits Held for Others	3,467,710	77,478	-
Due to Hospital Authority	-	-	-
Due to Other Funds	5,732,404	-	-
Federal Loan Program Liability	12,304,295	-	-
Derivative Instruments Fair Value / Deferred Inflows	-	-	-
Net Pension Liability	575,949,244	-	-
Net OPEB Liability	602,840,717	-	-
Deferred Inflows-Pensions	9,326,852	-	-
Deferred Inflows-OPEB	50,981,832	-	-
Other Liabilities	35,263,044	-	-
Total Liabilities & Deferred Inflows	\$ 1,643,430,495	\$ 7,851,948	\$ 7,223,776
Net Position	(232,289,043)	7,575,697	1,131,058
Total Liabilities & Deferred Inflows and Net Position	\$ 1,411,141,452	\$ 15,427,645	\$ 8,354,834

The Medical University of South Carolina
 Budgeted Funds Comparison to Budget (Expenses Classified by Category)
 For the period ending October 31, 2021

	Budget	Prorated Budget (Note)	Actual	Variance	
Revenues					
Federal Grants & Contracts	\$ 146,101,198	\$ 48,700,399	\$ 48,170,693	\$ (529,706)	U
Federal Grants Indirect Cost Recoveries	40,160,347	13,386,782	13,046,779	(340,003)	U
State Grants & Contracts	9,613,629	3,204,543	3,268,614	64,071	F
Private Grants & Contracts	30,399,388	10,133,129	10,252,023	118,894	F
Private Grants Indirect Cost Recoveries	5,400,344	1,800,115	1,758,755	(41,360)	U
Total Grants & Contracts	231,674,906	77,224,968	76,496,864	(728,104)	U
State Appropriations	119,466,076	39,822,025	39,795,781	(26,244)	U
Tuition and Fees	112,510,653	37,093,696	36,212,432	(881,264)	U
Pass-Through Revenues	118,009,537	39,336,512	36,433,282	(2,903,230)	U
Gifts	17,162,252	5,720,751	7,196,946	1,476,195	F
Transfers from (to) MUSC Physicians	91,669,459	30,556,486	29,439,367	(1,117,119)	U
Sales and Services of Educational Departments	18,855,778	6,285,259	6,286,797	1,538	F
Sales and Services of Auxiliary Enterprises	14,622,507	4,874,169	4,341,457	(532,712)	U
Interest and Investment Income	21,702	7,234	(16,819)	(24,053)	U
Endowment Income	4,401,640	1,467,213	2,429,277	962,064	F
Miscellaneous	16,880,163	5,626,721	5,311,334	(315,387)	U
Miscellaneous - Residents	8,140,000	2,713,333	3,250,791	537,458	F
Authority Revenue	92,200,126	30,733,375	29,240,128	(1,493,247)	U
Authority Revenue - Residents	69,717,575	23,239,192	23,040,853	(198,339)	U
Intra-Institutional Sales	42,588,049	14,196,016	10,583,515	(3,612,501)	U
Total Other	726,245,517	241,671,982	233,545,141	(8,126,841)	U
Total Revenues	957,920,423	318,896,950	310,042,005	(8,854,945)	U
Expenditures					
Salaries	\$ 336,998,827	\$ 112,332,942	\$ 104,380,849	\$ 7,952,093	F
Miscellaneous Personnel Expenditures	5,011,011	1,670,337	2,289,383	(619,046)	U
Fringe Benefits	133,909,134	44,636,378	41,884,540	2,751,838	F
Total Personnel	\$ 475,918,972	\$ 158,639,657	\$ 148,554,772	\$ 10,084,885	F
Contractual Services	\$ 165,546,428	\$ 55,182,143	\$ 49,609,263	\$ 5,572,880	F
Pass-through Expenditures	118,009,537	39,336,512	36,433,282	2,903,230	F
Supplies	56,462,643	18,820,881	18,601,695	219,186	F
Fixed Charges	54,092,026	18,030,675	15,837,748	2,192,927	F
Equipment	8,913,903	2,971,301	2,993,712	(22,411)	U
Travel	3,800,334	1,266,778	302,539	964,239	F
Trainee / Scholarships	21,575,690	7,191,897	9,344,658	(2,152,761)	U
Other Expenses	6,519,084	2,173,028	918,647	1,254,381	F
Debt Service	8,294,082	2,764,694	2,764,694	-	F
Total Other	\$ 443,213,727	\$ 147,737,909	\$ 136,806,238	\$ 10,931,671	F
Total Expenditures	\$ 919,132,699	\$ 306,377,566	\$ 285,361,010	\$ 21,016,556	F
Other Additions (Deductions)					
Transfers from(to) Plant Funds	(56,846,519)	(18,948,840)	(18,541,681)	407,159	F
Other Transfers	51,690	17,230	(31,138)	(48,368)	U
Prior Year Fund Balance Usage	28,170,406	9,390,135	7,848,259	(1,541,876)	U
Total Other Additions (Deductions)	\$ (28,624,423)	\$ (9,541,475)	\$ (10,724,560)	\$ (1,183,085)	U
NET INCREASE (DECREASE) in Fund Balance	\$ 10,163,301	\$ 2,977,909	\$ 13,956,435	\$ 10,978,526	F
Non-Budgeted Items					
Net Unfunded Pension Expense			(10,284,004)		
Net Unfunded OPEB Expense			(6,575,853)		
Depreciation			(11,863,520)		
Endowment Gains/Losses			3,789,369		
Gain (Loss) on Disposition of Property			(248,872)		
Other Non-Budgeted Items			10,297,506		
SRECNP Bottom Line			(928,939)		

The Medical University of South Carolina

Direct Expenditures on Federal Grants and Contracts

(By Responsibility Center)

For the 4 Month Period Ending October 31, 2021

Administration	1,297,782
College of Dental Medicine	505,483
College of Graduate Studies	645,587
College of Health Professions	2,464,547
College of Medicine	32,499,218
College of Nursing	1,126,543
College of Pharmacy	312,099
Hollings Cancer Center	863,965
Library	230,696
Office of Sponsored Programs	10,763
	<hr/>
	\$39,956,683
	<hr/>

NOTE: The federal direct expenditures shown above were incurred by the University.
The federal grant and contract revenue earned to cover these direct expenditures.
was \$39,956,683 .

In addition to this federal grant and contract revenue, the University received \$13,046,779 in federal monies to reimburse it for Facilities and Administration (F+A) costs incurred to administer the above federal grants and contracts. \$12,946,904 of the F+A recoveries received is unrestricted which means the University can use it for any of its operating needs. The remaining \$99,876 represents the F+A recoveries on non-research federal grants and contracts. This amount is required to be remitted to the State.

University direct federal expenditures	\$39,956,683
Facilities and Administration costs	\$13,046,779
Federal operating grants and contracts	<hr/>
	\$53,003,462
	<hr/>

THE MEDICAL UNIVERSITY OF SOUTH CAROLINA
NOTES TO THE FINANCIAL STATEMENTS
October 31, 2021

Note 1. *Basis of Presentation*

This financial statement provides summarized information for The Medical University of South Carolina (MUSC) and its affiliated organizations in discrete columns on the same page. The purpose of this financial report is to provide information that will be helpful to those who must make decisions about MUSC.

Note 2. *State Appropriations*

State appropriations revenue is prorated evenly over the twelve month period for which the funds are to be spent.

Note 3. *Cash and Cash Equivalents - Restricted*

Cash and cash equivalents - restricted include bond proceeds, the debt service reserve accounts, and the debt service fund accounts.

Note 4. *Capital Assets, Net of Accumulated Depreciation*

The University's capital assets, net of accumulated depreciation consists of the following:

Construction in progress	\$ 21,812,194
Projects in progress	513,308
Land/Bldgs/Equipment/Accumulated depreciation	<u>346,996,390</u>
Capital Assets, Net of Accumulated Depreciation	<u>\$ 369,321,892</u>

Note 5. *Construction in Progress*

Construction in progress consists of the following projects and expenditures to date and is included in Capital Assets, Net of Accumulated Depreciation on the Statement of Net Position.

	Jun 30, 2021 Balance	Fiscal Year 2022 Added	Capitalized	Oct 31, 2021 Balance
Energy Performance Contract	\$ 3,898,676	\$ (83,753)	\$ -	\$ 3,814,923
SEI Chiller Replacement	2,343,134	57,484	-	2,400,618
New College of Pharmacy Addition	7,171,858	4,123,942	-	11,295,800
HCC Mechanical Systems	1,129,846	1,150,972	-	2,280,818
Others less than \$1,000,000 (ending balance)	<u>1,220,472</u>	<u>799,563</u>	-	<u>2,020,035</u>
Total construction in progress	<u>\$ 15,763,986</u>	<u>\$ 6,048,208</u>	<u>\$ -</u>	<u>\$ 21,812,194</u>

Note 6. *Deferred Revenue*

The University's deferred revenue consists of the following:

State appropriations	\$ 96,483,848
Grants and contracts	21,011,111
Student tuition and fees	18,380,155
Other	<u>2,968,814</u>
Total Deferred Revenue	<u>\$ 138,843,928</u>

THE MEDICAL UNIVERSITY OF SOUTH CAROLINA
NOTES TO THE FINANCIAL STATEMENTS
October 31, 2021

Note 7. *Long Term Liabilities*

The University's long term liabilities consist of the following:

Obligations under capital leases	\$ 44,421,382
Higher Ed Refunded Revenue bond payable	17,900,000
State Institution bonds payable	44,895,000
Energy Performance Note Payable	30,433,672
Premium on State Institution bonds payable	7,400,120
Premium on Refunding Revenue Bonds	<u>1,026,620</u>
Total Long Term Liabilities	<u>\$ 146,076,794</u>

Note 8. *Summary of Net Position*

The University implemented GASB Statement No. 68, *Accounting and Financial Reporting for Pensions* in fiscal year 2015 and GASB Statement No. 75, *Accounting and Financial Reporting for Post Employment Benefits Other Than Pensions (OPEB)* in fiscal year 2018. These statements require participating employers to report their proportionate share of the plans' net pension liability and OPEB liabilities, pension and OPEB expense and deferred outflows and inflows. In fiscal year 2021, excluding the GASB 68 and GASB 75 impact, the University's unrestricted net position increased \$2.3 million for a total of \$160.6 million. In fiscal year 2020, excluding the GASB 68 and GASB 75 impact, the University's net position decreased \$7.1 million for a total of \$158.3 million. In fiscal year 2019, excluding the GASB 68 and GASB 75 impact, the University's unrestricted net position increased \$28.2 million for a total of \$165.4 million. In fiscal year 2018, excluding the GASB 68 and GASB 75 impact, the University's unrestricted net position increased \$0.6 million for a total of \$137.2 million.

	Per annual CAFR			
	FY2021	FY2020	FY2019	FY2018
Net investment in capital assets	\$ 256,273,784	\$ 273,745,547	\$ 290,960,785	\$ 318,787,398
Restricted				
Nonexpendable	93,450,804	92,884,333	91,997,286	91,314,812
Expendable	172,064,021	119,736,905	113,211,622	99,701,424
Unrestricted (exclusive of GASB 68 and 75 liabilities)	160,633,515	158,323,021	165,423,830	137,210,133
Unrestricted (including GASB 68 and 75 liabilities)	<u>(908,652,076)</u>	<u>(868,396,874)</u>	<u>(841,631,771)</u>	<u>(812,662,227)</u>
Total net position	<u>\$ (226,229,952)</u>	<u>\$ (223,707,068)</u>	<u>\$ (180,038,248)</u>	<u>\$ (165,648,460)</u>

Medical University of South Carolina
Summary of Current Debt Obligations

(\$\$ in thousands)

	Original Issue	Purpose	Outstanding & Authorized as of 31-Oct-2021
State Institution Bonds (SIB)			
SIB 2011D	18,950	Deferred maintenance projects	-
SIB 2012B refunding	12,645	Refunding SIB 2001C, 2003D, & 2003J	2,420
SIB 2016D	30,095	Refunding SIB 2001C, 2003D, & 2003J	19,060
SIB 2021D	23,415	Refunding SIB 2011D & to fund construction of capital projects	23,415
	<u>\$ 146,150</u>		
Current SIB Debt Authorized and Issued			<u>\$ 44,895</u>
Notes Payable - JEDA	<u>\$ 32,985</u>	Construction of College Health Health Profession facilities	<u>\$ 7,170</u>
Refunding Revenue Bonds, Series 2017			
2017	<u>\$ 25,115</u>	Refunding of Higher Ed Revenue Bonds	<u>\$ 17,900</u>
Energy Performance Note Payable			
EPNP 02-27-19	<u>\$ 30,000</u>	Energy Savings	<u>\$ 30,434</u>

MUSC Affiliated Organizations
Statement of Revenues, Expenses and Changes in Net Position
For the Four (4) Month Period Ending October 31, 2021

	Area Health Education Consortium	CHS Development Company
Operating Revenues		
Student Tuition and Fees	\$ -	\$ -
Federal Grants and Contracts	260,115	-
State Grants and Contracts	(17,649)	-
Local Government Grants and Contracts	-	-
Nongovernmental Grants and Contracts	50,000	-
Sales and Services to Hospital Authority	-	-
Sales and Services of Educational and Other Activities	-	-
Sales and Services of Auxiliary Enterprises	-	-
Interest Income	-	89,969
Other Operating Revenues	60,164	-
Total Operating Revenues	352,630	89,969
Operating Expenses		
Compensation and Employee Benefits	994,990	-
Pension Benefits		
OPEB Expense		
Services and Supplies	694,224	-
Utilities	-	-
Scholarships and Fellowships	2,700	-
Refunds to Grantors	-	-
Interest Expense	-	64,740
Depreciation and Amortization	-	52,116
Total Operating Expenses	1,691,914	116,856
Operating Income (Loss)	(1,339,284)	(26,887)
Nonoperating Revenues (Expenses)		
State Appropriations	3,784,510	-
State Appropriations - MUHA	-	-
Gifts and Grants Received	-	-
Investment Income	-	-
Interest Expense	-	-
Gain (Loss) on Disposal of Capital Assets	-	-
Transfers From (To) Other State Agencies	-	-
Other Nonoperating Revenues (Expenses), net	-	-
Net Nonoperating Revenues (Expenses)	3,784,510	-
Income (Loss) Before Other Revenues, Expenses, Gains, Losses and Transfers	2,445,226	(26,887)
Capital Appropriations	-	-
Capital Grants and Gifts	-	-
Additions to Permanent Endowments	-	-
Transfers From (To) MUSC Physicians (UMA)	-	-
Transfers From (To) AHEC	319	-
Transfers From (To) CHS Development	-	1,336
Transfers From (To) Facilities Corporation	-	-
Increase (Decrease) In Net Position	\$ 2,445,545	\$ (25,551)

**MUSC Physicians and
Carolina Family Care
Financial Statements for the
four month period ending
October 31, 2021**

Consolidated Actual to Budget Variance	1
MUSCP Executive Summary	2
MUSCP Actual to Budget Variance	3
MUSCP Statement of Net Position	4-5
CFC Executive Summary	6
CFC Actual to Budget Variance	7
CFC Statement of Net Position	8-9
CFC Statement of Revenues, Expenses and Changes in Net Position – detailed	10
CFC Statement of Revenues, Expenses and Changes in Net Position – RHN	11
Consolidated Due to and Due From	12
Listing of Approved Unbudgeted Expenses	13

MUSC Physicians and Carolina Family Care, Inc.
(A Component Unit of MUSC)
Statement of Revenues, Expenses and Changes in Net Position
For the 4 Month Period Ending - October 31, 2021

	MUSC Physicians				Carolina Family Care, Inc.			Total		
	College of Medicine	Corporate	Ambulatory Care	Other	Carolina Family Care Primary Care	Other	RHN	Total	Total Budget	Total Variance
	Actual	Actual	Actual	Actual	Actual	Actual	Actual	Actual	Budget	Variance
Operating revenues:										
Net clinical service revenue	\$ 144,583,391	\$ -	\$ -	\$ 908,955	\$ 8,041,116	\$ 338,252	\$ 20,429,181	\$ 174,300,895	\$ 163,745,034	\$ 10,555,861
Supplemental medicaid	19,765,798	-	-	-	1,066,667	-	2,891,720	23,724,185	22,726,943	997,241
Other operating revenue	2,108,163	1,596,468	(432,515)	531,375	1,322,185	-	2,450,203	8,370,668	10,038,444	(1,667,776)
Intercompany transfers	(40,388,939)	12,843,583	26,154,923	1,390,434	-	-	-	-	-	-
Purchased services	33,971,585	(205,170)	(1,543,496)	1,184,741	284,219	798,969	2,727,462	37,755,572	38,220,770	(465,198)
Grant salary reimb. from MUSC	4,821,321	-	-	17,333	-	-	-	4,838,654	5,638,957	(800,303)
Total operating revenues	164,861,318	14,234,881	24,178,912	4,032,838	10,714,186	1,137,221	28,498,566	248,989,973	240,370,148	8,619,826
Operating expenses:										
Salaries, wages and benefits	112,318,808	12,627,372	8,245,543	2,289,966	6,389,055	788,950	22,423,556	165,171,483	162,734,265	(2,437,219)
MUSCP reimb. for education and research	30,271,299	-	-	-	-	-	-	30,271,299	30,271,299	-
Supplies	2,621,331	117,698	11,207,187	5,915	833,269	2,649	631,634	15,493,662	16,572,670	1,079,007
Contractual services	988,641	2,368,424	495,761	185,679	363,502	350,869	2,220,384	7,421,661	8,456,479	1,034,818
Facility cost and equipment	41,215	426,288	2,469,287	120,799	667,246	45,975	1,432,402	5,245,863	5,760,630	514,766
Professional liability insurance	2,589,597	11,297	-	674	142,297	14,743	1,125,593	3,884,200	4,043,372	159,171
Depreciation	-	57,148	1,143,627	199,950	80,101	-	-	1,803,722	2,068,774	265,051
Meals and travel	326,300	43,601	5,343	36,750	1,852	3,457	295	417,655	1,163,116	745,461
Other expenses	515,419	28,937	4,948	31,330	803	7,556	52,259	641,251	1,309,810	668,558
Faculty and staff recruitment	175,719	72,460	-	263,500	2,667	3,519	16,170	534,035	313,973	(220,063)
Donations - transfer to MUSCF and others	100	-	-	-	-	-	-	100	241,667	241,567
MUSCP corporate shared services	-	-	-	-	735,765	5,966	597,074	1,338,804	1,321,610	(17,195)
Total operating expenses	149,848,427	15,753,225	23,571,697	3,134,563	9,216,557	1,223,683	28,499,366	232,223,737	234,257,661	2,033,924
Operating income (loss)	15,012,891	(1,518,344)	607,215	898,274	1,497,628	(86,463)	(800)	16,766,236	6,112,487	10,653,749
Operating margin	9.1%	(10.7%)	2.5%	22.3%	14.0%	(7.6%)	0.0%	6.7%	2.5%	
Nonoperating revenue (expenses):										
Investment income	(383,283)	893,729	-	1,764,559	1,245	-	-	2,276,250	671,756	1,604,494
Interest expense	-	(109,128)	-	(539,039)	-	(852)	-	(1,004,853)	(834,220)	(170,633)
Rental income	-	72,620	158,576	2,196,558	10,506	-	800	2,439,060	2,440,046	(986)
Rent expense	-	-	-	(501,088)	-	-	-	(501,088)	(501,088)	-
Gain (loss) on disposal of assets	-	-	-	-	-	-	-	-	(77,813)	77,813
Total Nonoperating revenue (expenses)	(383,283)	857,221	158,576	2,920,990	11,751	(852)	800	3,209,368	1,698,680	1,510,688
Change in net position	\$ 14,629,607	\$ (661,123)	\$ 765,791	\$ 3,819,264	\$ 1,509,379	\$ (87,315)	\$ -	\$ 19,975,604	\$ 7,811,167	\$ 12,164,437
Net margin	8.9%	(4.6%)	3.2%	94.7%	14.1%	(7.7%)	0.0%	8.0%	3.2%	

Notes:

MUSC Physicians Other includes other Colleges (Nursing CoHP, Dental), Presidents Fund, Rental Properties and Investment Account
Carolina Family Care, Inc. Other includes Tideland Neurosurgery (Dr. Eggart), GRTC (Dr. Thurman), East Cooper Radiology, Group Health Insurance and Shared Services Write - Off

Medical University of South Carolina Physicians

Executive Summary

For the four month period ending October 31, 2021

Charges:

- **YTD-6% over budget and 16% over last year**
- Month of October: 8% over budget and 11% over last year
- Top 5 clinical departments: Pathology and Lab Medicine, Family Medicine, Pediatrics, OB/GYN, Medicine
- Bottom 5 clinical departments: Emergency Medicine, Dermatology, Orthopedics, Radiation Oncology, Neurosurgery

Payments:

- **YTD-4% over budget and 14% over last year**
- Month of October: 2% over budget and 9% over last year
- 39 Days in AR and \$77 per wRVU

Income/(Loss):

- **\$15.4M Operating Income; 7.4% Operating Margin**
 - \$9.6M favorable variance to budget
 - \$11.1M favorable net clinical service revenue
 - \$1.0M favorable supplemental Medicaid FY21 Q4 payment
 - (\$2.2M) unfavorable purchased services – accrual of hospital bill reduction
 - (\$3.5M) unfavorable salaries, wages & benefits
 - (\$3.8M) Z incentive unbudgeted
 - (\$2.6M) Health insurance deficit
 - \$2.0M COM salaries favorable
 - \$3.8M favorable in various expense categories such as contractual services and meal and travel
- **\$18.6M Net Income; 8.9% Net Margin**
 - \$11.0M favorable variance to budget
 - \$1.2M unrealized/realized gain on investments

Balance Sheet:

- Days cash on hand: 274 days and \$334.1M
- Current ratio: 5.5
- Net Position: \$450.9M; increased by \$18.6M compared to June 2021

Pension:

- YTD expense: \$15.1M; increased by 22.8% compared to YTD October 2020

MUSC Physicians

(A Component Unit of MUSC)

Statement of Revenues, Expenses and Changes in Net Position

For the 4 Month Period Ending - October 31, 2021

	Fiscal Year To Date				Prior Year To Date
	Actual	Budget	Variance	Var %	Actual
Operating revenues:					
Net clinical service revenue	\$ 145,492,346	\$ 134,407,377	\$ 11,084,969	8%	\$ 125,008,631
Supplemental medicaid	19,765,798	18,858,045	907,753	5%	17,417,508
Other operating revenue	3,803,490	3,622,402	181,088	5%	4,693,943
MUHA reimb. for ambulatory and revenue cycle	794,790	738,611	56,178	8%	1,918,471
Purchased services	33,944,923	36,103,901	(2,158,978)	(6%)	32,997,079
Grant salary reimb. from MUSC	4,838,654	5,638,957	(800,303)	(14%)	4,849,629
Total operating revenues	208,640,001	199,369,293	9,270,708	5%	186,885,261
Operating expenses:					
Salaries, wages and benefits	135,569,923	132,043,048	(3,526,875)	(3%)	118,378,884
MUSCP reimb. for education and research	30,271,299	30,271,299	-	0%	26,106,968
Supplies	14,026,111	14,632,184	606,073	4%	13,373,899
Contractual services	4,486,906	5,564,586	1,077,681	19%	4,523,156
Facility cost and equipment	3,100,240	3,524,297	424,057	12%	2,729,790
Professional liability insurance	2,601,567	2,830,223	228,656	8%	2,099,359
Depreciation	1,723,621	1,956,784	233,162	12%	1,782,939
Meals and travel	412,051	1,152,088	740,038	64%	85,049
Other expenses	580,633	1,089,050	508,417	47%	2,778,241
Faculty and staff recruitment	511,680	279,958	(231,722)	(83%)	122,542
Donations - transfer to MUSCF	100	241,667	241,567	100%	-
Total operating expenses	193,284,131	193,585,184	301,053	0%	171,980,827
Operating income (loss)	15,355,870	5,784,109	9,571,761	165%	14,904,434
Operating margin	7.4%	2.9%			8.0%
Nonoperating revenue (expenses):					
CARES Act Provider Relief Fund	-	-	-	0%	(9,790,814)
Investment income	2,275,005	671,756	1,603,249	239%	8,578,479
Interest expense	(1,004,001)	(833,342)	(170,659)	(20%)	(929,161)
Rental income	2,427,754	2,431,970	(4,216)	0%	2,451,053
Rent expense	(501,088)	(501,088)	-	0%	(541,679)
Total nonoperating revenue (expenses)	3,197,669	1,769,296	1,428,373	81%	(232,122)
Change in net position	\$ 18,553,540	\$ 7,553,406	\$ 11,000,134	146%	\$ 14,672,312
Net margin	8.9%	3.8%			7.9%

Notes:

Other operating revenue includes accrual for \$900K affiliate salary contracts (between MUSC/MUSCP) Medicine, Pediatrics & Psychiatry

Purchased services includes Hospital bill reduction accrual of (\$1.8M) and Strategic Manpower accrual of \$518K

Salary, wages and benefits: \$3.8M Z accrual unbudgeted; \$2M College of Medicine underbudget; Group Health deficit \$2.6M

Supplies under budget: Ambulatory Care \$346K (West Campus \$183K, Nexton \$112K and North \$96K); College of Medicine \$185K

Contractual services underbudget in multiple categories: Purchased outside services \$405K, Software maintenance \$321K,

Dues/subscriptions \$197K, and Accounting/Legal \$175K

Faculty recruitment fees related to Chief of Gastroenterology/Hepatology & Hollings Cancer Center Deputy Director & Program Co-Leader

Investment income gain includes unrealized/realized gain on investment of \$1.2M

MUSC Physicians

(A Component Unit of the Medical University of South Carolina)

Statement of Net Position

ASSETS

	<u>October 31, 2021</u>	<u>June 30, 2021</u>	<u>Variance</u>
Current Assets:			
Cash and investments	\$ 343,942,489	\$ 343,265,033	\$ 677,456
Receivables:			
Patient services - net of allowances for contractual adjustments of \$150,050,316			
bad debts of \$30,580,858	53,650,505	49,070,745	4,579,760
Due from the Medical University of South Carolina	5,948,872	32,536,800	(26,587,928)
Due from the Medical University Hospital Authority	3,635,267	4,883,822	(1,248,555)
Due from the Medical University Foundation	1,153,743	854,141	299,602
Due from Carolina Family Care, Inc.	8,633,196	4,656,305	3,976,891
Note receivable UMA/MHP	100,310	100,310	-
Investment / Advancements consolidated CFC	32,270,000	32,270,000	-
Due from Comprehensive Psychiatric Services	21,653	17,327	4,326
Due from MSV	733,232	733,232	-
Prepaid rent - MUSC Foundation	338,226	338,226	-
Other current assets	22,433,185	5,626,886	16,806,299
Total Current Assets	<u>472,860,677</u>	<u>474,352,826</u>	<u>(1,492,149)</u>
Noncurrent assets:			
Capital assets:			
Land	22,999,986	22,999,986	-
Buildings	51,956,947	51,956,947	-
Furniture and equipment	29,255,996	28,960,305	295,691
Leasehold improvements	60,537,798	59,855,236	682,562
Rental buildings under capital lease	13,989,600	13,989,600	-
Computer software	14,213,945	14,213,945	-
Accumulated depreciation and amortization	(93,034,075)	(90,809,366)	(2,224,710)
Prepaid rent - MUSC Foundation	5,101,114	5,213,856	(112,742)
Direct note obligations issuance costs	-	-	-
Other assets	5,140,000	5,470,000	(330,000)
Net OPEB Asset	1,504,745	1,504,745	-
Investment in partnerships	7,772,020	7,772,020	-
Total noncurrent assets	<u>119,438,076</u>	<u>121,127,274</u>	<u>(1,689,199)</u>
Total Assets	<u>592,298,753</u>	<u>595,480,100</u>	<u>(3,181,348)</u>
Deferred outflows of resources:			
Deferred refunding cost	7,385,536	7,840,185	(454,649)
Deferred outflows-OPEB	26,711	26,711	-
Total deferred outflows	<u>7,412,247</u>	<u>7,866,896</u>	<u>(454,649)</u>
Total Assets and Deferred Outflows	<u>\$ 599,711,000</u>	<u>\$ 603,346,996</u>	<u>\$ (3,635,996)</u>

Notes:

Due from MUSC variance is due to receipt of FY21 Supplemental Medicaid payments received in FY22

Other current assets variance due to FY22 Supplemental Medicaid accrual \$18.8M

Leasehold Improvements include new projects: ERP and Whitfield Tract

Other Assets - (Noncurrent) decrease in collateral deposit for Swap

MUSC Physicians

(A Component Unit of the Medical University of South Carolina)

Statement of Net Position

LIABILITIES

	<u>October 31, 2021</u>	<u>June 30, 2021</u>	<u>Variance</u>
Current Liabilities:			
Accounts payable	\$ 3,019,625	\$ 7,892,080	\$ 4,872,454
Accrued interest payable	139,668	141,612	1,944
Accrued payroll	13,376,859	37,268,240	23,891,381
Accrued payroll withholdings	21,861,683	12,257,318	(9,604,365)
Accrued pension contribution	4,798,053	2,136,569	(2,661,483)
Unapplied cash - patient services	6,642,016	3,371,283	(3,270,733)
Other accrued liabilities	16,578,950	16,950,290	371,340
Due to Medical University of South Carolina	504,435	242,378	(262,057)
Due to Medical University Hospital Authority	7,104,345	12,360,670	5,256,325
Due to MUSC Health Alliance	4,715,202	4,719,371	4,169
Accrued compensated absences	3,219,380	3,197,751	(21,629)
Capital leases	320,969	320,969	-
Bonds payable	4,015,000	4,015,000	-
Total current liabilities	<u>86,296,183</u>	<u>104,873,529</u>	<u>18,577,346</u>
Noncurrent Liabilities:			
Accrued compensated absences	2,788,752	2,788,752	-
Capital leases	566,406	690,792	124,386
Bonds payable	53,125,000	56,140,000	3,015,000
Deferred inflows-OPEB	881,457	881,457	-
Fair value of derivative instruments	5,101,157	5,573,961	472,804
Total noncurrent liabilities	<u>62,462,772</u>	<u>66,074,962</u>	<u>3,612,190</u>
Total liabilities	<u>148,758,955</u>	<u>170,948,491</u>	<u>22,189,536</u>
NET POSITION			
Invested in capital assets, net of related debt	69,813,684	69,813,684	-
Unrestricted (deficit)	381,138,360	362,584,821	(18,553,540)
Total Net Position	<u>450,952,045</u>	<u>432,398,505</u>	<u>(18,553,540)</u>
Total Liabilities, Inflows & Net Position	<u>\$ 599,711,000</u>	<u>\$ 603,346,996</u>	<u>\$ 3,635,996</u>

Notes:

Accounts payable FY22 balance includes infusion accrual of \$2.4M; reversal of FY21 AP accruals of \$5.7M in FY22

Accrued payroll FY22 balance includes Y incentive accruals of \$5.9M (salary + fringe) and Z accruals of \$3.8M; reversal of FY21 Y and Z incentives of \$30.2M in FY22

Accrued payroll withholdings FY22 & FY21 balance includes FICA employer withholding being deferred

Other accrued liabilities includes: deferred revenue from receipt of Advanced Medicare Payments \$8.3M (\$4.7M recouped in FY22),

Compliance refund accrual \$1.5M, Hospital bill reduction accrual \$1.8M and Centene shared savings \$1M

Due to MUHA FY21 balance included project costs related to Nexton, Lab Modernization, Chuck Dawley

Carolina Family Care, Inc.
Including Carolina Primary Care Physicians & MUSC Health Partners
Executive Summary
For the four month period ending October 31, 2021

Charges-CFC:

- **YTD-15% over budget and 23% over last year**
- Month of October: 39% over budget and 32% over last year

Payment-CFC:

- **YTD-4% under budget and 15% over last year**
- Month of October: 6% over budget and 15% over last year
- 36 Days in AR and \$71 per wRVU

Charges-RHN:

- **YTD-1% under budget and 35% over last year**
- Month of October: 7% over budget and 36% over last year

Payment-RHN:

- **YTD-7% over budget and 49% over last year**
- Month of October: 6% over budget and 38% over last year
- 48 Days in AR and \$57 per wRVU

Income/(Loss):

- Year to Date: \$1.4M Net Income; 3.5% Net Margin
 - \$1.1M favorable variance to budget
 - \$272K favorable net clinical service revenue at Charleston
 - \$481K favorable salaries at Charleston
 - \$172K favorable supplies at Charleston

Balance Sheet:

- Current ratio: 0.82
- Net Position: (\$2.5M); increased by \$1.4M compared to June 2021
- Assets increased \$3.0M compared to June 2021
 - \$1.1M increase in patient receivables
 - \$0.6M increase in due from MSV
 - \$1.1M increase in other current assets
- Liabilities increased \$1.6M compared to June 2021
 - (\$3.8M) decrease in accrued payroll
 - \$1.0M increase in accrued payroll withholdings
 - \$3.9M increase in Due to UMA

Carolina Family Care, Inc.

(Including Carolina Primary Care Physicians and MUSC Health Partners)

Statement of Revenues, Expenses and Changes in Net Position

For the 4 Month Period Ending - October 31, 2021

	Fiscal Year To Date				Prior Year To Date
	Actual	Budget	Variance	Var %	Actual
Operating revenues:					
Net clinical service revenue	\$ 28,808,548	\$ 29,337,656	\$ (529,108)	(2%)	\$ 22,554,691
Supplemental medicaid	3,958,387	3,868,899	89,488	2%	1,066,667
Other operating revenue	1,322,185	1,535,940	(213,756)	(14%)	2,401,767
RHN provider practice strategic support	2,450,203	4,141,490	(1,691,287)	(41%)	9,286,749
Salary reimb. for RHCs	2,203,987	1,234,781	969,206	78%	1,109,612
Purchased services	1,606,662	882,088	724,575	82%	2,899,864
Total operating revenues	40,349,972	41,000,855	(650,882)	(2%)	39,319,351
Operating expenses:					
Salaries, wages and benefits	29,601,561	30,691,217	1,089,656	4%	29,005,960
Supplies	1,467,551	1,940,486	472,934	24%	1,585,305
Contractual services	2,934,755	2,891,893	(42,862)	(1%)	2,221,671
Depreciation	80,101	111,990	31,889	28%	86,858
Facility cost and equipment	2,145,623	2,236,333	90,710	4%	2,442,949
Professional liability insurance	1,282,633	1,213,148	(69,485)	(6%)	926,990
Meals and travel	5,605	11,027	5,423	49%	3,479
Faculty and staff recruitment	22,355	34,014	11,659	34%	12,620
MUSCP corporate shared services	1,338,804	1,321,610	(17,195)	(1%)	929,925
Other expenses	60,618	220,760	160,142	73%	229,498
Total operating expenses	38,939,607	40,672,477	1,732,870	4%	37,445,257
Operating income (loss)	1,410,366	328,378	1,081,988	329%	1,874,094
Operating margin	3.5%	0.8%			4.8%
Nonoperating revenue (expenses):					
Investment income	1,245	-	1,245	100%	41
Interest expense	(852)	(879)	26	3%	-
Rental income	11,306	8,076	3,230	40%	9,598
Gain (loss) on disposal of assets	-	(77,813)	77,813	100%	-
Total nonoperating revenue (expenses)	11,699	(70,616)	82,315	117%	9,638
Change in net position	\$ 1,422,064	\$ 257,762	\$ 1,164,302	452%	\$ 1,883,732
Net margin	3.5%	0.6%			4.8%

Notes:

Net Clinical Service Revenue: \$822K RHN underbudget; \$272K Charleston Primary Care overbudget

Purchased Services over budget: RHN \$579K, Midlands \$86K unbudgeted, Modern Minds \$71K

Salaries and benefits: RHN \$528K underbudget; Charleston Primary Care \$481K underbudget

Supplies under budget: RHN \$301K, Charleston Primary Care \$172K

Carolina Family Care, Inc.

Including Carolina Primary Care Physicians and MUSC Health Partners

Statement of Net Position**ASSETS**

	<u>October 31, 2021</u>	<u>June 30, 2021</u>	<u>Variance</u>
Current Assets:			
Cash and cash equivalents	\$ 5,610,212	\$ 5,803,109	\$ (192,896)
Receivables:			
Patient services - net of allowances for contractual adjustments of \$27,792,285 bad debts of \$6,451,110	9,758,463	8,661,767	1,096,697
Due from the Medical University of South Carolina	2,116	2,116	-
Due from the Medical University Hospital Authority	568,519	447,963	120,555
Due from MSV	622,076	62,860	559,215
Other current assets	1,577,509	511,674	1,065,835
Total Current Assets	<u>18,138,895</u>	<u>15,489,489</u>	<u>2,649,406</u>
Noncurrent assets:			
Capital assets:			
Furniture and equipment	1,808,689	1,361,934	446,755
Leasehold improvements	2,678,566	2,678,566	-
Computer software	46,563	46,563	-
Accumulated depreciation and amortization	(2,617,808)	(2,537,707)	(80,101)
Investment in partnerships	209,000	209,000	-
Total noncurrent assets	<u>2,125,009</u>	<u>1,758,355</u>	<u>366,654</u>
Total Assets	<u>\$ 20,263,904</u>	<u>\$ 17,247,843</u>	<u>\$ 3,016,061</u>

*Notes:**Other current assets variance due to Supplemental Medicaid accrual*

Carolina Family Care, Inc.

Including Carolina Primary Care Physicians and MUSC Health Partners

Statement of Net Position**LIABILITIES**

	<u>October 31, 2021</u>	<u>June 30, 2021</u>	<u>Variance</u>
Current Liabilities:			
Accounts payable	\$ 1,759,743	\$ 848,229	\$ (911,515)
Accrued payroll	2,553,606	6,364,259	3,810,653
Accrued payroll withholdings	3,477,574	2,511,633	(965,942)
Unapplied cash - patient services	619,906	817,291	197,384
Other accrued liabilities	273,674	846,910	573,236
Due to Medical University of South Carolina	48,470	24,235	(24,235)
Due to Medical University Hospital Authority	65,950	60,843	(5,107)
Due from MUHA - RHN / RHN Settlement	3,219,837	2,922,717	(297,121)
Due to UMA	8,633,196	4,656,305	(3,976,891)
Note Payable UMA/MHP	100,310	100,310	-
Note Payable MSV/CFC	201,604	200,751	(852)
Due to MUSC Health Alliance	208,327	228,805	20,477
Accrued compensated absences	901,019	886,936	(14,084)
Total current liabilities	<u>22,063,217</u>	<u>20,469,221</u>	<u>(1,593,997)</u>
Noncurrent Liabilities:			
Accrued compensated absences	723,048	723,048	-
Total noncurrent liabilities	<u>723,048</u>	<u>723,048</u>	<u>-</u>
Total liabilities	<u>22,786,265</u>	<u>21,192,269</u>	<u>(1,593,997)</u>
NET POSITION			
Capital stock and Additional paid-in capital	32,270,000	32,270,000	-
Invested in capital assets, net of related debt	1,549,355	1,549,355	-
Unrestricted (deficit)	(36,341,717)	(37,763,781)	(1,422,064)
Total Net Position	<u>(2,522,362)</u>	<u>(3,944,426)</u>	<u>(1,422,064)</u>
Total Liabilities, Inflows & Net Position	<u>\$ 20,263,904</u>	<u>\$ 17,247,843</u>	<u>\$ (3,016,061)</u>

Notes:

Accounts payable FY22 balance includes corporate credit card payable \$1.6M and accrued medical supplies \$141K

Accrued payroll decrease due to payment of FY21 RHN wRVU bonuses in FY22

Accrued payroll withholdings FY22 and FY21 balance includes FICA Employer Withholding being deferred

Carolina Family Care, Inc.
(Including Carolina Primary Care Physicians and MUSC Health Partners)
Statement of Revenues, Expenses and Changes in Net Position
For the 4 Month Period Ending - October 31, 2021

	Grace Internal Medicine	Regional Health Network	Other Entities	Carolina Family Care	CFC Total
	(1)	(2)	(3)	(4)	Sum of (1)-(4)
Operating revenues:					
Net clinical service revenue	\$ 298,285	\$ 20,429,181	\$ 39,967	\$ 8,041,116	\$ 28,808,549
Supplemental medicaid	-	2,891,720	-	1,066,667	3,958,387
Other operating revenue	-	-	-	1,322,185	1,322,185
RHN provider practice strategic support	-	2,450,203	-	-	2,450,203
Salary reimb. for RHCs	-	2,203,987	-	-	2,203,987
Purchased services	-	523,475	798,969	284,219	1,606,662
Total operating revenues	298,285	28,498,566	838,936	10,714,186	40,349,973
Operating expenses:					
Salaries, wages and benefits	-	22,423,556	788,950	6,389,055	29,601,561
Supplies	48	631,634	2,601	833,269	1,467,551
Contractual services	347,655	2,220,384	3,213	363,502	2,934,755
Depreciation	-	-	-	80,101	80,101
Facility cost and equipment	22,575	1,432,402	23,401	667,246	2,145,623
Professional liability insurance	-	1,125,593	14,743	142,297	1,282,633
Meals and travel	-	295	3,457	1,852	5,605
Faculty and staff recruitment	-	16,170	3,519	2,667	22,355
MUSCP corporate shared services	5,966	597,074	-	735,765	1,338,804
Other expenses	-	52,259	7,556	803	60,618
Total operating expenses	376,243	28,499,366	847,440	9,216,557	38,939,607
Operating income (loss)	(77,958)	(800)	(8,504)	1,497,628	1,410,366
Operating margin	(26.1%)	0.0%	(1.0%)	14.0%	3.5%
Nonoperating revenue (expenses):					
Investment income	-	-	-	1,245	1,245
Interest expense	-	-	(852)	-	(852)
Rental income	-	800	-	10,506	11,306
Total nonoperating revenue (expenses)	-	800	(852)	11,751	11,699
Change in net position	\$ (77,958)	\$ -	\$ (9,356)	\$ 1,509,379	\$ 1,422,064
Net margin	(26.1%)	0.0%	(1.1%)	14.1%	3.5%

Notes:

(1) Grace Internal Medicine - funding from MSV Line of credit in the amount of \$200K has been received in FY21; accumulated fund balance of (\$294K)

(2) MUHA funds 100% of deficit related to Regional Health Network

(3) Other non-Primary Care entities:

- (\$10K) Institutional Advancement - lobbying costs
- Other column also includes the following entities which are fully funded: Tidelands Multispecialty, Hampton Regional, Modern Minds, Charleston Cardiology, Centerspace and Heartland Physician Recruitment; East Cooper Radiology and Tidelands Neurosciences (closed in FY21) includes run off collections

Carolina Family Care, Inc.
(Including Carolina Primary Care Physicians and MUSC Health Partners)
Regional Health Network
Statement of Revenues, Expenses and Changes in Net Position
For the 4 Month Period Ending - October 31, 2021

	Florence Actual	Marion Actual	Chester Actual	Lancaster Actual	RHC Actual	RHN Integ. Costs Actual	RHN Consol. Actual	RHN Consol. Budget	RHN Consol. Variance
	(1)	(2)	(3)	(4)	(5)	(6)	Sum of (1)-(6)		
Operating revenues:									
Net clinical service revenue	\$ 14,316,770	\$ 1,886,825	\$ 1,082,971	\$ 3,142,616	\$ -	\$ -	\$ 20,429,181	\$ 21,251,620	\$ (822,439)
Supplemental medicaid	1,895,166	290,738	289,977	415,839	-	-	2,891,720	2,802,232	89,488
Purchased services	3,956	6,864	6,060	117,796	-	388,799	523,475	(56,088)	579,563
Total operating revenues	<u>16,215,891</u>	<u>2,184,426</u>	<u>1,379,009</u>	<u>3,676,250</u>	<u>-</u>	<u>388,799</u>	<u>23,844,376</u>	<u>23,997,764</u>	<u>(153,388)</u>
Operating expenses:									
Salaries, wages and benefits	13,284,174	1,997,240	585,598	4,253,989	1,975,809	326,746	22,423,556	22,951,235	527,679
Supplies	480,511	40,318	16,724	78,397	13,060	2,624	631,634	932,474	300,840
Contractual services	1,190,272	250,835	489,606	231,470	-	58,201	2,220,384	2,257,322	36,938
Facility cost and equipment	899,704	99,361	76,424	331,406	24,952	554	1,432,402	1,432,011	(391)
Professional liability insurance	566,312	102,817	64,431	201,893	190,141	-	1,125,593	1,044,345	(81,248)
Meals and travel	295	-	-	-	-	-	295	575	280
Faculty and staff recruitment	16,170	-	-	-	-	-	16,170	33,109	16,939
MUSCP corporate shared services	335,386	43,786	118,724	99,177	-	-	597,074	538,920	(58,154)
Other expenses	35,251	13,101	-	3,208	25	674	52,259	184,044	131,786
Total operating expenses	<u>16,808,075</u>	<u>2,547,459</u>	<u>1,351,506</u>	<u>5,199,541</u>	<u>2,203,987</u>	<u>388,799</u>	<u>28,499,366</u>	<u>29,374,035</u>	<u>874,670</u>
Operating income (loss)	(592,184)	(363,032)	27,503	(1,523,290)	(2,203,987)	-	(4,654,990)	(5,376,271)	721,281
Nonoperating revenue (expenses):									
Rental income	800	-	-	-	-	-	800	-	800
Total nonoperating revenue (expenses)	<u>800</u>	<u>-</u>	<u>-</u>	<u>-</u>	<u>-</u>	<u>-</u>	<u>800</u>	<u>-</u>	<u>800</u>
RHN provider practice strategic support	591,384	363,032	(27,503)	1,523,290	-	-	2,450,203	4,141,490	(1,691,287)
Salary reimbursement for RHCs	-	-	-	-	2,203,987	-	2,203,987	1,234,781	969,206
Change in net position	<u>\$ -</u>	<u>\$ -</u>	<u>\$ -</u>	<u>\$ -</u>	<u>\$ -</u>	<u>\$ -</u>	<u>\$ -</u>	<u>\$ -</u>	<u>\$ -</u>

Notes:
Purchased services in operating revenues includes Medical Directorships, FCALL payments, other salary reimbursements
Salary Reimbursement for RHCs: Regional Health Clinics are fully reimbursed for salaries and other expenses by MUHA. Income is not recognized but reimbursed directly to MUHA.

**FY2022 MUSCP Due to/Due From
As of 10/31/21**

	Outstanding	
	Balance	Notes
1. MUSCP/MUHA		
MUSCP due from MUHA	\$3,994,523	\$.7M GRTC Linac; October recurring: \$1.8M Epic Collections; \$.7M Leadership costs; \$.2M Parkshore; \$.2M Revenue Cycle
MUSCP due to MUHA	(\$6,061,910)	October recurring: \$3.6M Epic Collections; \$.8M IS costs; \$.8M Ambulatory \$.6M Billing agreements
Net Amount Due	(\$2,067,387)	
2. MUSCP/MUSC		
MUSCP due from MUSC	\$5,948,872	Balance consists of \$4.1M remaining FY21 STP accrual; \$1.6M Grant salary reimbursement for October
MUSCP due to MUSC	(\$504,435)	\$10K agency funds offset by monthly recurring activity
Net Amount Due	\$5,444,437	
3. CFC/MUHA		
CFC due from MUHA	\$502,461	Balance consists of monthly recurring activity
CFC due to MUHA	(\$65,202)	Balance consists of monthly recurring activity
Net Amount Due	\$437,258	
4. CFC/MUHA - RHN		
Total RHN accounts-Due from (to) MUHA	(\$3,219,837)	Net Advance from MUHA for RHN expenses. Also includes AR accrual, rent agreements. \$2.8M cash due from MUHA for Prof Liability insurance, management service fee, etc. incurred in Q4 2021 and Q1 2022.
5. CFC/MUSC		
CFC due from MUSC	\$2,116	Balance consists of monthly recurring activity
CFC due to MUSC	(\$48,470)	Balance consists of monthly recurring activity
Net Amount Due	(\$46,354)	
6. MHP/MUHA		
MHP due from MUHA	\$66,058	Balance consists of monthly recurring activity
MHP due to MUHA	(\$747)	Balance consists of monthly recurring activity
Net Amount Due	\$65,311	
7. MHP/MUSC		
MHP due from MUSC	\$0	Balance consists of monthly recurring activity
MHP due to MUSC	(\$0)	Balance consists of monthly recurring activity
Net Amount Due	(\$0)	
8. MSV		
CFC due from MSV	(\$45,615)	Balance consists of monthly recurring activity
MHP due from MSV	\$667,691	\$.6M Modern Minds billing

**FY2022 MUSCP Consolidated Approved Unbudgeted Expenses
As of 10/31/21**

Unbudgeted Capital Projects	Amount
Imaging Sectra PACS system	\$ 1,070,662
Notable Digital platform	544,861
Total	\$ 1,615,523
Unbudgeted Operating Expenses	Amount
Recruitment fees: Chief of Gastroenterology & Hepatology	\$ 133,000
Project Lego/Helix genomics initiative	83,000
Total	\$ 216,000
Total FY21 Approved Unbudgeted Expenses	\$ 1,831,523

MEDICAL UNIVERSITY HOSPITAL AUTHORITY (MUHA) BOARD OF TRUSTEES
CONSENT AGENDA
December 10, 2021
101 Colcock Hall

Authority Operations, Quality and Finance Committee: Dr. Murrell Smith, Chair

Consent Agenda for Approval

- Item 32. Appointments, Reappointments and Delineation of Privileges..... Dr. Phillip Warr
Chief Medical Officer, MUHA
- Item 32.1. Revised MUHA Grievance Policy for Approval Annette Drachman
General Counsel

Consent Agenda for Information

- Item 33. MEC Minutes Dr. Philip Warr
Chief Medical Officer, MUHA
- Item 34. Contracts and Agreements..... Annette Drachman
General Counsel

MUHA and MUSC Physical Facilities Committee: Mr. Bill Bingham, Chair

Consent Agenda for Information

- Item 35. MUSC FY2022 Active Projects >\$250,000Brad Taylor
Chief Facilities Officer, MUSC
- Item 36. MUSC Facilities Contracts AwardedBrad Taylor
Chief Facilities Officer, MUSC

Board of Trustees Credentialing Subcommittee Sept. 2021
The Medical Executive Committee reviewed the following applicants on Sept. 15, 2021
and recommends approval by the Board of Trustees Credentialing Subcommittee effective 9/28/21

Medical Staff Initial Appointment and Clinical Privileges

Ahmad Saleh Alqassieh, M.D.	Active Provisional	Surgery	
Alaa Al-Suradi, M.B.B.S	Active Provisional	Ophthalmology	
Ian Rosenzweig, M.D.	Active Provisional	Surgery	
Danielle Cassels, Au.D.	Active Provisional	Otolaryngology	
Christopher Daly, Jr., M.D.	Active Provisional	Pediatrics	
Matthew Gibson, M.D.	Active Provisional	Surgery	
Kelly Michelle Graves, M.D.	Active Provisional	Medicine	
Varshana Gurusamy, M.D.	Active Provisional	Radiology	
Kristen Marxen Matsik, M.D.	Active Provisional	Obstetrics & Gynecology	
William Michael Pullen, M.D.	Active Provisional	Orthopaedics	
Gregory Daniel Puthoff, D.O.	Active Provisional	Radiology	
Fiona Fang Rahbar, M.D.	Active Provisional	Dermatology	
Hannah Rebecca Rustin, D.M.D.	Active Provisional	Oral & Maxillofacial Surgery	
Leah Allen Stem, M.D.	Active Provisional	Family Medicine	
Satya Villuri, M.B.B.S	Active Provisional	Medicine	
Konstantin E. Voronin, M.D.	Active Provisional	Psychiatry	
Brett Fornell Ziegler, M.D.	Active Provisional	Psychiatry	
Andre St Christopher Dyer, M.D.	Provisional Affiliate- Colleague- Other	Medicine	Florence/Marion
Charles Louis Edwards, D.O.	Provisional Affiliate- Colleague- Other	Emergency Medicine	Florence/Marion
Matthew John Geswell, M.D.	Provisional Affiliate- Colleague- Other	Orthopaedics	Florence/Marion
Suzanne B. Storch, M.D.	Provisional Affiliate- Colleague- Other	Medicine	Florence

Medical Staff Reappointment and Clinical Privileges

Anand Achanti, M.D.	Active	Medicine	
Michelle Irene Amaya, M.D.	Active	Pediatrics	
Marc Thomas Bartman, M.D.	Active	Emergency Medicine	
Laura Hannah Bell, M.D.	Active	Anesthesiology	
Anup Bhushan, M.D.	Active	Medicine	
Stacy Blecher, M.D.	Active	Medicine	
Eric Daniel Bolin, M.D.	Active	Anesthesiology	
Shana Catoe Bondo, M.D.	Active	Pediatrics	
Keith Thomas Borg, M.D.	Active	Pediatrics	
Ruth Claire Campbell, M.D.	Active	Medicine	
Michael Jin Casey, M.D.	Active	Medicine	
Alison Kristen Chapman, M.D.	Active	Pediatrics	
Matthew Alan Dow, M.D.	Active	Orthopaedics	
John Terrill Huggins, M.D.	Active	Medicine	
Richard Hayden Jones, M.D.	Active	Radiology	
Jennifer Lee Jones, M.D.	Active	Psychiatry	
Thomas Kenneth Koch, M.D.	Active	Pediatrics	
David Mahvi, M.D.	Active	Surgery	
Blaithin McMahon, M.B.,B.Ch.	Active	Medicine	
John Donald Melville, M.S., M.D.	Active	Pediatrics	
Robert Anthony Moran, M.D.	Active	Medicine	
Leonard Mulbry, Jr., M.D.	Active	Psychiatry	
David M. Neskey, M.D.	Active	Otolaryngology	
Edward O'Bryan, III, M.D.	Active	Emergency Medicine	
Natasha Ruth, M.D.	Active	Pediatrics	
Keith Alan Sanders, M.D.	Active	Neurology	
Sara Van Nortwick, M.D.	Active	Orthopaedics	
Ravi Veeraswamy, M.D.	Active	Surgery	
Paul R Womble, M.D.	Active	Urology	
Khaled Asi, M.D.	Active Provisional	Neurology	
Louis Arsenio Gerena, M.D.	Active Provisional	Orthopaedics	
Christel Haberland, D.D.S.	Active Provisional	Oral & Maxillofacial Surgery	
Savannah Eve Hurt, M.D.	Active Provisional	Anesthesiology	

Brian Orr, M.D.	Active Provisional	Obstetrics & Gynecology	
Chelsey Petz, M.D.	Active Provisional	Medicine	
Isis Raulino Scomacao, M.D.	Active Provisional	Surgery	
Mallory Jenine Raymond, M.D.	Active Provisional	Otolaryngology	
Virginia Livesay Richards, M.D.	Active Provisional	Pathology & Lab. Med.	
Mary Elizabeth Stoermann, D.O.	Active Provisional	Psychiatry	
Jimmy Suh, M.D.	Active Provisional	Neurology	
Carmine J Suppa, D.O.	Active Provisional	Pediatrics	
Joseph Daniel Thomas, M.D.	Active Provisional	Medicine	
Raymond Nelson DuBois, Jr., M.D.	Administrative/Honorary	Medicine	
Heather Marie Cook, M.D.	Affiliate	Obstetrics & Gynecology	
Rick Lane Olson, M.D.	Affiliate	Pediatrics	
John Wade Strong, M.D.	Affiliate	Pathology & Lab. Med.	
William Robert Bigelow, M.D.	Affiliate CFC - Colleague	Medicine	
Gregory David Cain, M.D.	Affiliate CFC - Colleague	Family Medicine	
John Taylor Autry, D.O.	Provisional Affiliate- Colleague- Other	Emergency Medicine	Lancaster/ Chester
Christopher Scott Bewley, M.D.	Provisional Affiliate- Colleague- Other	Emergency Medicine	Lancaster/ Chester
Phillip Atchley Blevins, M.D.	Provisional Affiliate- Colleague- Other	Emergency Medicine	Lancaster/ Chester
Amartha Nnegi Gore, M.D.	Provisional Affiliate- Colleague- Other	Obstetrics & Gynecology	Lancaster/ Chester
Louis Joseph LeBlanc, M.D.	Provisional Affiliate- Colleague- Other	Emergency Medicine	Lancaster/ Chester
Andrew David Nicholson, M.D.	Provisional Affiliate- Colleague- Other	Radiology	Lancaster/ Chester
Adediji Oludayisi Osinloye, M.D.	Provisional Affiliate- Colleague- Other	Medicine	Lancaster/ Chester
Raunain Rahman, M.D.	Provisional Affiliate- Colleague- Other	Emergency Medicine	Lancaster/ Chester
Gregory Alan Rimmer, D.O.	Provisional Affiliate- Colleague- Other	Emergency Medicine	Lancaster/ Chester
Abraham Eric Rowson, M.D.	Provisional Affiliate- Colleague- Other	Family Medicine	Lancaster/ Chester
Ian Robert Welsh, D.O.	Provisional Affiliate- Colleague- Other	Emergency Medicine	Lancaster/ Chester

Medical Staff Reappointment and Change in Clinical Privileges

None

Medical Staff Change in Privileges

Ethan Alexander Ashley, M.D.	Active Provisional	Psychiatry	privileges
------------------------------	--------------------	------------	------------

Professional Staff Initial Appointment and Clinical Privileges

Emily Hill De Quattro, LISW-CP	Provisional Allied Health	Psychiatry	
Kristen Toth, P.A.	Provisional Allied Health	Emergency Medicine	
Katerina Yanushevich, C.R.N.A.	Provisional Allied Health	Anesthesiology	
Kacy Clinkenbeard, P.A.C	Provisional Allied Health	Anesthesiology	
Amanda Elizabeth Geiter, P.A.	Provisional Allied Health	Surgery	
Margaret Lee Halladay, C.R.N.A.	Provisional Allied Health	Anesthesiology	
Stephanie MeShell Neal, FNP	Provisional Allied Health	Emergency Medicine	
Elizabeth Lauren Powell, P.A.C.	Provisional Allied Health	Neurology	
Maria Rodriguez-Santos, N.N.P.	Provisional Allied Health	Pediatrics	
Logan Seitzer, P.A.	Provisional Allied Health	Emergency Medicine	
Lisa Marie Trautman, A.P.R.N.	Provisional Allied Health	Psychiatry	
Donna Lee Williams, D.N.P.	Provisional Allied Health	Psychiatry	
Ryan Michael Hickey, C.R.N.A.	Provisional Allied Health- Colleague- Other	Anesthesiology	
Jarett Russell Taylor, C.R.N.A.	Provisional Allied Health- Colleague- Other	Anesthesiology	
Christa Amanda Grant, F.N.P.	Provisional Allied Health- Colleague- Other	Obstetrics & Gynecology	
Ashley Kirincich-Smith, N.P.	Provisional Allied Health- Colleague- Other	Medicine	
Stephanie Buffett Mitchell, N.P.	Provisional Allied Health- Colleague- Other	Medicine	
Todd McKee, F.N.P	Provisional Affiliate- Colleague- Other	Emergency Medicine	

Professional Staff Reappointment and Clinical Privileges

Jennifer Beall, P.N.P.	Allied Health	Pediatrics	
Misty Love Chastain, P.A.	Allied Health	Surgery	
Heather Childress, C.R.N.A.	Allied Health	Anesthesiology	
Chelsea Lee Cruise, M.S.W.	Allied Health	Psychiatry	
Elizabeth C Dickinson, M.S.N.	Allied Health	Anesthesiology	
Elizabeth Field, C.R.N.A.	Allied Health	Anesthesiology	
Lauren Ford, F.N.P.	Allied Health	Medicine	
Sarah E Gay, A.P.R.N.	Allied Health	Surgery	
Susan D Groome, C.R.N.A.	Allied Health	Anesthesiology	
Susan Simons Heath, C.R.N.A.	Allied Health	Anesthesiology	

Elizabeth Hirsch, C.R.N.A.	Allied Health	Anesthesiology	
Leslie Allen Lane, A.P.R.N.	Allied Health	Pediatrics	
Eugene Mah, Ph.D.	Allied Health	Radiology	
Stacey N Maurer, Ph.D.	Allied Health	Psychiatry	
Melissa E. Milanak, Ph.D.	Allied Health	Psychiatry	
Kerri Marie Presley, P.A.C.	Allied Health	Medicine	
Elston Russell Ritenour, Ph.D.	Allied Health	Radiology	
Jessee Davis Wagner, C.R.N.A.	Allied Health	Anesthesiology	
Laurie Brock Weatherbee, F.N.P.	Allied Health	Medicine	
Amy Allen Williams, P.N.P.	Allied Health	Pediatrics	
Heidi Lynn Tatum, P.A.C.	Allied Health CFC - Colleague	Family Medicine	
Stephanie H Best, Ph.D.	Provisional Allied Health	Psychiatry	
Hannah Kathleen Bieze, R.D.	Provisional Allied Health	MUHA Dietetic Services	
Bryttin Paige Boyde, P.A.	Provisional Allied Health	Psychiatry	
Andrew Nolan Brewer, P.A.	Provisional Allied Health	Emergency Medicine	
Angela B. Brown, N.P., A.C.N.P	Provisional Allied Health	Medicine	
Kaitlin Elizabeth Carroll, P.A.	Provisional Allied Health	Orthopaedics	
Naajah Hughes, D.N.P.	Provisional Allied Health	Pediatrics	
Rosmary Ros-Demarize, Ph.D.	Provisional Allied Health	Pediatrics	
Mallory Sessions, N.P.	Provisional Allied Health	Pediatrics	
James Holler, III, P.A.	Provisional Allied Health- Colleague- Other	Emergency Medicine	Lancaster/ Chester

Professional Staff Reappointment and Change in Privileges

None

Professional Staff Change in Privileges

Melissa Ann Lee, P.A.C.		Pediatrics	Dept. chg to PEDS
-------------------------	--	------------	-------------------

END OF ROSTER

Board of Trustees Credentialing Subcommittee Sept. 2021
The Medical Executive Committee reviewed the following applicants on Sept. 27.2-21
and recommends approval by the Board of Trustees Credentialing Subcommittee effective 9.28.2021

Medical Staff Initial Appointment and Clinical Privileges

Midlands Acquisition Group Medical Staff Initial Appointment and Clinical Privileges/ 3 Charleston Div

Application Type : **Initial Appointment and Clinical Privileges**; Status : **Active Provisional**

Kevin Steven Hughes, M.D.	Active Provisional	Surgery
James Lawrence, M.D.	Active Provisional	Orthopaedics
Other		
Chandar Abboy, M.D.	Colleague- Other	Medicine
John Alexander Adams, M.D.	Colleague- Other	Medicine
Timothy Killen Adams, Jr.,	Colleague- Other	Anesthesiology
Samuel Adekunle	Colleague- Other	Anesthesiology
M Todd Alderson, M.D.	Colleague- Other	Medicine
Samuel Dee Anderson, M.D.	Colleague- Other	Anesthesiology
Travis Shelton Ansley, D.O.	Colleague- Other	Anesthesiology
Vaughn Rex Barnick, M.D.	Colleague- Other	Medicine
Gerald Conrad Bauknight, Jr.,	Colleague- Other	Medicine
Robert Yardley Beesburg, Jr.,	Colleague- Other	Anesthesiology
Paula Lorena Belmar, M.D.	Colleague- Other	Medicine
Benjamin Boinest Blackmon,	Colleague- Other	Anesthesiology
Robert Bruce Borucki, M.D.	Colleague- Other	Family Medicine
Brandon Eric Brown, M.D.	Colleague- Other	Medicine
Hina Chaudhry, M.D.	Colleague- Other	Medicine
David Paul Christenberry,	Colleague- Other	Surgery
Bryan Lee Christensen, M.D.	Colleague- Other	Orthopaedics
Christine Cimo Hemphill,	Colleague- Other	Obstetrics & Gynecology
Arthur Watson Cooler, M.D.	Colleague- Other	Surgery
Himadri Dasgupta, M.D.	Colleague- Other	Medicine
Charlie Wayne Devlin, M.D.	Colleague- Other	Medicine
Glen Noble Dougherty, Jr.,	Colleague- Other	Medicine
Gary Lee Dove, B.S., M.D.	Colleague- Other	Anesthesiology
Maria Eastlack, M.D.	Colleague- Other	Anesthesiology
Gregory Jacob Feldman,	Colleague- Other	Medicine
Michael Cameron Foster,	Colleague- Other	Medicine
Amanda Michelle Garman,	Colleague- Other	Surgery
Edward Alton Gill, M.D.	Colleague- Other	Surgery
Gokul Gondi, M.D.	Colleague- Other	Anesthesiology
Gandhi Gondi, M.D.	Colleague- Other	Anesthesiology
Venkateshwar K Gottipaty,	Colleague- Other	Medicine
Kelly Cho Harris, M.D.	Colleague- Other	Surgery
Judith Ann Hoffman, M.D.	Colleague- Other	Anesthesiology
Tallulah Fellers Holmstrom,	Colleague- Other	Medicine
Christopher James Huffman,	Colleague- Other	Medicine
Milford Hutchinson, III, M.D.	Colleague- Other	Obstetrics & Gynecology
Guy Beyer Kahler, M.D.	Colleague- Other	Family Medicine
Min Wook Kang, M.D., M.S.	Colleague- Other	Family Medicine
James Carlisle Kears, III,	Colleague- Other	Family Medicine
Norma Marie Khoury, M.D.	Colleague- Other	Medicine
Leland King, M.D.	Colleague- Other	Obstetrics & Gynecology
Jean D Kohn, M.D.	Colleague- Other	Emergency Medicine

Ioannis Livaditis, M.D.	Colleague- Other	Pediatrics
Bashir Ahmad Lone, M.D.	Colleague- Other	Medicine
Himaxi Maisuria, M.D.	Colleague- Other	Medicine
Bryan Vincent May, M.D.	Colleague- Other	Anesthesiology
James Coan McAlpine, Jr.,	Colleague- Other	Medicine
Jeffrey S Molle, M.D.	Colleague- Other	Surgery
William H Moore, Jr., O.D.	Colleague- Other	Ophthalmology
Julie Mullins, D.O.	Colleague- Other	Obstetrics & Gynecology
Kevin Michael Nasky, D.O.	Colleague- Other	Psychiatry
Jack Edward Neil, M.D.	Colleague- Other	Anesthesiology
Akinwale Olatosi, M.B.B.S.	Colleague- Other	Medicine
Teresa Jones Olson, M.D.	Colleague- Other	Family Medicine
Ryan James Orland, M.D.	Colleague- Other	Family Medicine
John Talley Parrott, M.D.	Colleague- Other	Orthopaedics
Gordon Elliot Pennebaker,	Colleague- Other	Family Medicine
James William Phillips, III,	Colleague- Other	Medicine
Rodney Glenn Rhinehart,	Colleague- Other	Medicine
Jandrette Atayae Rhoe, M.D.	Colleague- Other	Family Medicine
James Huger Richardson,	Colleague- Other	Medicine
Jerry Wayne Robinson, M.D.	Colleague- Other	Medicine
Joseph Angel Rodrigo, D.O.	Colleague- Other	Anesthesiology
Jack Friedman Scheuer, Jr.,	Colleague- Other	Medicine
Nusrat UL Shafi, M.D.	Colleague- Other	Family Medicine
Daniel Walter Skufca, M.D.	Colleague- Other	Ophthalmology
Scott R Sommers, M.D.	Colleague- Other	Medicine
Benedict Richard Studnicka,	Colleague- Other	Medicine
John Perry Sutton, III, M.D.	Colleague- Other	Surgery
Charis Prichard Taylor, M.D.	Colleague- Other	Medicine
Charles Armistead	Colleague- Other	Medicine
John Frank Vullo, M.D., B.A.	Colleague- Other	Anesthesiology
Virginia Ellen Wagner, M.D.	Colleague- Other	Pediatrics
William Walter Wegh, D.O.	Colleague- Other	Anesthesiology
Cynthia Ann Wilberding,	Colleague- Other	Medicine
Thomas Bright Williamson,	Colleague- Other	Medicine
Robert Paul Zurcher, M.D.	Colleague- Other	Surgery
Jennifer Babette Abrams,	Colleague- Other	Emergency Medicine
Loren Garrison Morgan,	Colleague- Other	Medicine
Paul Anthony Zimmermann,	Colleague- Other	Medicine

Application Type : **Initial Appointment and Clinical Privileges**; Status : **Provisional Allied Health**

Victoria Edgington, P.A.	Provisional Allied Health	Emergency Medicine
Kennedy Taylor Salerno, P.A.	Provisional Allied Health	Emergency Medicine

Other

Elizabeth Bemis, C.R.N.A.	Colleague- Other	Anesthesiology
Susan H Beriault-Williams,	Colleague- Other	Anesthesiology
Michael Beshay, C.R.N.A.	Colleague- Other	Anesthesiology
Anne B Blake, A.D.N., FNP	Colleague- Other	Family Medicine
Jennifer Bradshaw, N.P.	Colleague- Other	Medicine
Donna Cambron, N.P.	Colleague- Other	Medicine
Jennifer Carter, P.A.	Colleague- Other	Family Medicine
Susan Caudle, P.A.	Colleague- Other	Surgery
Jordan Coleman, C.R.N.A.	Colleague- Other	Anesthesiology
Kaitlin Nicole Corwin, P.A.	Colleague- Other	Medicine

Ashley Crawford, F.N.P.	Colleague- Other	Urology
Justin Milton Crawford, N.P.	Colleague- Other	Family Medicine
Kelley Brown Davis, A.P.R.N.	Colleague- Other	Family Medicine
Jessica Leigh Atkinson,	Colleague- Other	Psychiatry
Ashley Divers, N.P.	Colleague- Other	Family Medicine
Anita Dubose, CNP	Colleague- Other	Family Medicine
Allyson Farmer, P.A.	Colleague- Other	Medicine
John Daniel Gonzales,	Colleague- Other	Anesthesiology
James N Goodson, III, M.S.N.	Colleague- Other	Family Medicine
Holly Lynn Grooms, A.C.N.P	Colleague- Other	Medicine
Todd R Gustafson, C.R.N.A.	Colleague- Other	Anesthesiology
Carrie Hamner, N.P.	Colleague- Other	Medicine
Laura Hawsey, A.C.N.P	Colleague- Other	Medicine
Jamie Hendrix, N.P.	Colleague- Other	Family Medicine
Robert Anthony Herstine,	Colleague- Other	Anesthesiology
Kimberly Huffstetler,	Colleague- Other	Anesthesiology
Irene James-Frazier, N.P.	Colleague- Other	Medicine
Kathryn Jenkins, P.A.C.	Colleague- Other	Medicine
Alta Jordan, N.P.	Colleague- Other	Medicine
Virginia Kearsce, C.R.N.A.	Colleague- Other	Anesthesiology
Kathleen Marie Keiner,	Colleague- Other	Medicine
Shakilya DeAnna Khalif, N.P.	Colleague- Other	Medicine
Janet Lynn Kubas, ANP	Colleague- Other	Medicine
Petrina Ladner, N.P.	Colleague- Other	Medicine
Robyn Lorick, N.P.	Colleague- Other	Medicine
Ala Bianca Naomi Lucky, FNP	Colleague- Other	Medicine
Jack Maxfield, C.R.N.A.	Colleague- Other	Anesthesiology
Sherry McCain, N.P.	Colleague- Other	Family Medicine
Stephen Mullaney, N.P.	Colleague- Other	Medicine
Emily Parker, P.A.	Colleague- Other	Surgery
David Pinkney, C.R.N.	Colleague- Other	Anesthesiology
Whitney Pellicci Pitts, F.N.P	Colleague- Other	Medicine
Misty W. Polson, F.N.P.	Colleague- Other	Medicine
Margaret Johnson Prewitt,	Colleague- Other	Anesthesiology
Stephen Ray, C.R.N.A.	Colleague- Other	Anesthesiology
Lisa Smith Ray, C.R.N.A.	Colleague- Other	Anesthesiology
Kathleen I Riggins, M.S.N.	Colleague- Other	Medicine
Rebecca Madison Sanger,	Colleague- Other	Medicine
Daniel Sanner, C.R.N.A.	Colleague- Other	Anesthesiology
Nicole Marie Schneider,	Colleague- Other	Surgery
Joshua Tobias Schreiber,	Colleague- Other	Anesthesiology
Brittney Nicole Skiles,	Colleague- Other	Anesthesiology
Casey Burner Skinner, P.A.	Colleague- Other	Medicine
Rosalyn M. Steckel, M.S.N.	Colleague- Other	Medicine
Jennifer Lea Stokes, N.P.	Colleague- Other	Family Medicine
Ernest Weston Stokes, III,	Colleague- Other	Surgery
Lien Swieringa, N.P.	Colleague- Other	Medicine
Kayla Morgan Taylor, P.A.	Colleague- Other	Medicine
Julie Doar Thomas, P.A.	Colleague- Other	Emergency Medicine
Jamie B Thompson, C.R.N.A.	Colleague- Other	Anesthesiology
Jean A Vawter, F.N.P.	Colleague- Other	Urology
Meagan Kirkley Wall,	Colleague- Other	Anesthesiology
Kelly L Warnock, N.P.	Colleague- Other	Medicine
Monique Vanessa Whittick,	Colleague- Other	Anesthesiology
Lelia Plaxco Wilcox, C.R.N.A.	Colleague- Other	Anesthesiology

Sarah Feldman Wilkes, AGAC	Colleague- Other	Medicine
Brittany Winestock,D.N.P.	Colleague- Other	Medicine
Angela Joy Grant, N.P.	Colleague- Other	Medicine
Phyllis Y Hames, F.N.P.	Colleague- Other	Family Medicine
Jessica Elizabeth Newell,	Colleague- Other	Surgery
Lisa Marie Sand, P.A.	Colleague- Other	Medicine
Kristi Hendrix Williams,	Colleague- Other	Anesthesiology

END OF ROSTER

Board of Trustees Credentialing Subcommittee October 2021
The Medical Executive Committee reviewed the following applicants on October 20, 2021
Medical Staff Initial Appointment and Clinical Privileges

Eyad Almallouhi, M.D.	Active Provisional	Neurology
Missy Maria Lalich, D.O.	Active Provisional	Pediatrics
Marc-Andre Cornier, M.D.	Active Provisional	Medicine
Colleen Ashley Donahue, M.D.	Active Provisional	Surgery
Isabel G Driggers, D.M.D.	Active Provisional	Oral & Maxillofacial Surgery
Shawna Jan McCafferty, M.D.	Active Provisional	Pediatrics
LalithKumar Solai, M.D.	Active Provisional	Psychiatry
Jeffrey Sutton, M.D.	Active Provisional	Surgery
Harold Michael Szerlip, M.D.	Active Provisional	Medicine
Adam Tanious, M.D.	Active Provisional	Surgery
Alicia Marie Zukas, M.D.	Active Provisional	Neurosurgery
Charles Mackie Butler, M.D.	Provisional Affiliate- Colleague- Other	Medicine
Woodrow Jenkins Coker, III, M.D.	Provisional Affiliate- Colleague- Other	Medicine
Mohamed El Geneidy, M.D.	Provisional Affiliate- Colleague- Other	Medicine
Anne Smith Hutchison, M.D.	Provisional Affiliate- Colleague- Other	Medicine
Steven Mahlon Minter, D.O.	Provisional Affiliate- Colleague- Other	Medicine
Antonia Ashade, M.D.	Provisional Affiliate- Colleague- Other	Medicine
Amanda Evelyn White, D.O.	Provisional Affiliate- Colleague- Other	Family Medicine

Medical Staff Reappointment and Clinical Privileges

Tod Allen Brown, M.D.	Active	Anesthesiology
Zeke Campbell, M.D.	Active	Neurology
Melissa Cunningham, M.D.	Active	Medicine
Nancy DeMore, M.D.	Active	Surgery
Jennifer Dulin, M.D., M.D.	Active	Medicine
Richard J Friedman, M.D.	Active	Orthopaedics
McLeod Gwynette, Jr., M.D.	Active	Psychiatry
Latha Hebbar, M.D.	Active	Anesthesiology
Fernando Herrera, Jr., M.D.	Active	Surgery
Jennifer Joi Jaroscak, M.D.	Active	Pediatrics
Elizabeth Mack, M.D.	Active	Pediatrics
Andrew McNulty, M.D.	Active	Medicine
Robert Mester, M.D.	Active	Anesthesiology
Paul Edward O'Brien, M.D.	Active	Medicine
Roberto Pisoni, M.D.	Active	Medicine
Scott Arthur Pletzer, M.D.	Active	Pediatrics
Pamela J Pride, M.D.	Active	Medicine
Alexandra Rowin, M.D.	Active	Obstetrics & Gynecology
Edgar Jay Weiss, B.Sc., M.D.	Active	Psychiatry
George Burke Whitener, M.D.	Active	Anesthesiology
Mary Elizabeth Abel, M.D.	Active Provisional	Pediatrics
Rahoul Vijay Ahuja, M.D.	Active Provisional	Medicine
Kasey Ann Collins, M.D.	Active Provisional	Psychiatry
Nancy Westmark, D.M.D.	Active Provisional	Oral & Maxillofacial Surgery
Justin William Dean, M.D.	Affiliate CFC - Colleague	Family Medicine
Alecia Rosemarie Anyim, M.D.	Provisional Affiliate- Colleague- Other	Medicine
Lynn Diane Barr, M.D.	Provisional Affiliate- Colleague- Other	Emergency Medicine
Mark William Carroll, M.D.	Provisional Affiliate- Colleague- Other	Emergency Medicine
Sandy Tyrone Cooper, M.D.	Provisional Affiliate- Colleague- Other	Emergency Medicine

Christo Courban, M.D.	Provisional Affiliate- Colleague- Other	Emergency Medicine
Dana Patete Giarrizzi, D.O.	Provisional Affiliate- Colleague- Other	Medicine
Solomon Jan, M.D.	Provisional Affiliate- Colleague- Other	Medicine
Eyad Husam Nazer, M.D.	Provisional Affiliate- Colleague- Other	Medicine
Donald Gene Nordstrom, M.D.	Provisional Affiliate- Colleague- Other	Radiation Oncology
Stuart Alva Smith, M.D.	Provisional Affiliate- Colleague- Other	Emergency Medicine
Kenneth Carl Staples, Jr., D.O.	Provisional Affiliate- Colleague- Other	Emergency Medicine

Medical Staff Reappointment and Change in Clinical Privileges

None

Medical Staff Change in Privileges

Joshua Brown, MD	Neurology	Adding Gen Psych Privs for Telemedicine Services
Maxie Logan Phillips, MD	Ane	Adding Critical Care privs adding 3 privs missed at initial appt
Martha Munden, MD	Radiology	

Professional Staff Initial Appointment and Clinical Privileges

Lauren Blankstein Fogelgren, P.A.	Provisional Allied Health	Pediatrics
Demetress Adams-Ludd, LMSW	Provisional Allied Health	Psychiatry
Erin M Bisca, M.A., LPC	Provisional Allied Health	Psychiatry
LaQuandra Dionne Brown, A.P.R.N.	Provisional Allied Health	Psychiatry
Kiften Stephens Carroll, MSN, FNP	Provisional Allied Health	Surgery
Rebekah Countryman, LPC, LADC	Provisional Allied Health	Psychiatry
Krista M Dickerson, LMSW, M.P.H.	Provisional Allied Health	Psychiatry
Janell Ashlynn Green, C.N.M.	Provisional Allied Health	Obstetrics & Gynecology
Catherine Keller-Warner, A.C.N.P.	Provisional Allied Health	Surgery
Marissa Kemp, D.N.P.	Provisional Allied Health	Pediatrics
Rebekah O'Dell, P.A.	Provisional Allied Health	Orthopaedics
Blake Parkes, AGAC-NP	Provisional Allied Health	Neurosurgery
Molly Dawn Saxon, M.P.A.S.	Provisional Allied Health	Anesthesiology
Heidi Warren, LMSW	Provisional Allied Health	Psychiatry
Elyse Eun-Min Wertis, M.S.	Provisional Allied Health	Radiology
Laura Michelle Young, LMSW	Provisional Allied Health	Pediatrics
Kimberly Barringer, C.R.N.A.	Other Provisional Allied Health- Colleague-	Anesthesiology
Christopher Cornor, C.R.N.A.	Other Provisional Allied Health- Colleague-	Anesthesiology
Shane David Skiles, C.R.N.A.	Other Provisional Allied Health- Colleague-	Anesthesiology
Brett A. Williamson, C.R.N.A.	Other Provisional Allied Health- Colleague-	Anesthesiology
Leslie Marie Armstrong, P.A.	Other Provisional Allied Health- Colleague-	Medicine
Brandy Billingsley, F.N.P.	Other Provisional Allied Health- Colleague-	Family Medicine
Anita McNeil Dixon, A.G.N.P.-C	Other Provisional Allied Health- Colleague-	Medicine
Crystal Knox Harris, F.N.P.	Other Provisional Allied Health- Colleague-	Neurology
Madeline Hillsman, P.A.	Other	Emergency Medicine

Kimberly Powell, F.N.P.	Provisional Allied Health- Colleague- Other Provisional Allied Health- Colleague- Other	Medicine
Rameka Marie Reed, F.N.P.	Other	Family Medicine
Professional Staff Reappointment and No Change in Privileges		
Mary E Adler, A.N.P., MSN	Allied Health	Medicine
Amanda Rose Blum, M.S.N.	Allied Health	Anesthesiology
Leslie Ellen Bunting, N.P.	Allied Health	Medicine
Emily Kate Burton, C.R.N.A.	Allied Health	Anesthesiology
Julie Anne DesMarteau, P.A.C.	Allied Health	Neurology
Gretchen Lee Hahn, C.N.M.	Allied Health	Obstetrics & Gynecology
Susan Driver Holum, C.R.N.A.	Allied Health	Anesthesiology
Mary Ann Howerton, P.A.	Allied Health	Otolaryngology
Elizabeth Koontz, A.P.R.N.	Allied Health	Neurology
Helen Fout Kulseth, P.A.	Allied Health	Otolaryngology
Cristina M. Lopez, Ph.D.	Allied Health	Psychiatry
Adriana Mattingly, LISW-CP	Allied Health	Psychiatry
Anna Raffaella Miller, BSN,	Allied Health	Anesthesiology
Molly Jones Mills, R.D.	Allied Health	MUHA Dietetic Services
Susan Claire Nease, N.P.	Allied Health	Neurology
Allison Nissen, C.N.M.	Allied Health	Obstetrics & Gynecology
Rebecca Obenza, P.A.C.	Allied Health	Psychiatry
Laura Marie Orr, M.S.N.	Allied Health	Pediatrics
Stefanie Owczarski, P.A.C.	Allied Health	Surgery
Shelia Riser, P.A.	Allied Health	Emergency Medicine
Emily Scruggs, DPT	Allied Health	Psychiatry
Anna Swanson, P.A.C.	Allied Health	Neurology
Sarah Jean Walters, P.A.	Allied Health	Surgery
Natasha Weathers, F.N.P.	Allied Health	Medicine
Tracy Caldwell, N.P.	Allied Health CFC - Colleague	Family Medicine
Andrea Denise Boan, P.A.C.	Provisional Allied Health	Medicine
Katherine Hillerich, D.N.P.	Provisional Allied Health	Psychiatry
Kaitlin Marie Sears, N.P.	Provisional Allied Health	Surgery
	Provisional Allied Health- Colleague- Other Provisional Allied Health- Colleague- Other	Medicine
Nichole Marie Evans, F.N.P.	Other Provisional Allied Health- Colleague- Other	Medicine
Dustin Eric Hayes, P.A.C.	Other Provisional Allied Health- Colleague- Other	Emergency Medicine
Kim Ann James, A.C.N.P	Other Provisional Allied Health- Colleague- Other	Medicine
Carlton Darneil Jenkins, N.P.	Other Provisional Allied Health- Colleague- Other	Medicine
Daniel S Koele, P.A.	Other Provisional Allied Health- Colleague- Other	Emergency Medicine
Candida Maria Loiselle, F.N.P.	Other Provisional Allied Health- Colleague- Other	Medicine
Tony Glenn Lucas, N.P.	Other Provisional Allied Health- Colleague- Other	Medicine
Chad Evan Watts, P.A.C.	Other	Emergency Medicine

Professional Staff Reappointment and Change in Privileges

NONE

Professional Staff Change in Privileges

Chloe Walbourne PA	EMM	adding second dept. Med Hospitalist
Heather Youngberg, PA	Med Hem Onc	adding bone marrow biopsy and aspiration priv

Newly Employed Anesthesiology

for Florence/Marion	Temporary Privileges	11-2-21 to Dec 1-21	Full Review Nov 10, 2021
Floyd	Coleman	Lee	MD
Willcox	Lorraine	Pusser	MD
Lee	Evan	Heyward	MD
Cameransi, Jr.	Benjamin	George	MD

Moore	Philip	Clifford	MD
Georgi	Jennifer	Nicole	MD
Rodrigo	Joseph	Angel	DO
Pate	Randy	A	CRNA
Edwards	James	R	CRNA
Miller	Sollie	Lewis	CRNA
Dail	Nathan	Rutledge	CRNA
Powers, Jr.	Martin	Francis	CRNA
Zorgias	James	M	CRNA
Herring	Megan	Page	CRNA
Greene	Julie	R	CRNA
Guidry	Xenequia	Monique	CRNA
Munson	Michael	Thomas	CRNA
Edmonds	Joby	Reagan	CRNA
Murphy	Mathew	John	CRNA
Barrett	Brent	William	CRNA
Cochran	Hugh	Trapold	CRNA
McClannahan	Brittney	Lael	CRNA
Colassi	Glen		CRNA
Browning	Michael	Craig	CRNA
Spiers	Rahcel	Mechelle	CRNA
Houseknecht	Dana	L	CRNA
Dexter	John	P	CRNA
Babb	Susan	Michell	CRNA
Kokenes	John		CRNA
Britell	Patrick	Earl	MD
Fraley Jr	Dennis	M	CRNA
Runge	David	Christopher	CRNA
Adams	Michael	Todd	CRNA
Fulkerson	Justin	Scott	CRNA
Feller	Debra	L	CRNA
Skiles	Shane	David	CRNA
Cornor	Christopher	C	CRNA
Barringer	Kimberly	Habben	CRNA
Schreiber	Joshua	Tobias	CRNA

END OR ROSTER

Board of Trustees Credentialing Subcommittee November 2021
The Medical Executive Committee reviewed the following applicants on Nov 17, 2021
and recommends approval by the Board of Trustees Credentialing Subcommittee effective 11.28.2021

Medical Staff Initial Appointment and Clinical Privileges

Leila Mady, M.D., Ph.D., M.P.H	Active Provisional	Otolaryngology
John Kevin Corless, M.D.	Active Provisional	Medicine
Tanya Chandresh Saraiya, Ph.D	Active Provisional	Psychiatry
Evan Heyward Lee, M.D.	Provisional Affiliate- Colleague- Other	Anesthesiology
Coleman Lee Floyd, M.D.	Provisional Affiliate- Colleague- Other	Anesthesiology
Jennifer Nicole Georgi, M.D.	Provisional Affiliate- Colleague- Other	Anesthesiology
Luz Yolanda Mendez, M.D.	Provisional Affiliate- Colleague- Other	Medicine
Philip Clifford Moore, M.D., B.S.	Provisional Affiliate- Colleague- Other	Anesthesiology
Sophia Lorraine Paige, M.D.	Provisional Affiliate- Colleague- Other	Obstetrics & Gynecology
Lorraine Pusser Willcox, M.D.	Provisional Affiliate- Colleague- Other	Anesthesiology

Medical Staff Reappointment and Clinical Privileges

Jacqueline Angles, D.O.	Active	Medicine
Earl Dwight Cummings, V, B.S., M.D.	Active	Emergency Medicine
Melissa Campbell Evans, M.D., F.A.A.P.	Active	Pediatrics
Christopher Scott Fields, M.D.	Active	Psychiatry
Kathryn Koval, M.D.	Active	Emergency Medicine
Chitra Lal, M.D.	Active	Medicine
Scott Townsend Reeves, M.D.	Active	Anesthesiology
Donna Rae Roberts, M.D., M.S.	Active	Radiology
Michael Timothy Smith, M.D.	Active	Pathology & Lab. Med.
Danuel Keith Snelgrove, M.D.	Active	Neurology
Cynthia Leigh Talley, M.D.	Active	Surgery
Yalani Light Vanzura, M.D.	Active	Emergency Medicine
Stephanie Kay Whitener, M.D.	Active	Anesthesiology
Michelle Elaine Ziegler, D.D.S.	Active	Oral & Maxillofacial Surgery
Natalie Renee Barnett, M.D.	Active Provisional	Anesthesiology
Neena L. Champaigne, M.D.	Active Provisional	Pediatrics
Joshua Bernard Coney, M.D.	Active Provisional	Medicine
Oleksandra Lupak, M.D.	Active Provisional	Medicine
Grace Suppa, D.O.	Active Provisional	Medicine
Alexei Zhadkevich, M.D., B.S.	Active Provisional	Medicine
Adrian Lee Strand, M.D., M.P.H	Affiliate CFC - Colleague	Family Medicine
Celia Mae Aguilar, M.D.	Provisional Affiliate- Colleague- Other	Emergency Medicine
Steven McDonnell Halus, M.D.	Provisional Affiliate- Colleague- Other	Emergency Medicine
Douglas Holt, M.D.	Provisional Affiliate- Colleague- Other	Emergency Medicine

Medical Staff Reappointment and Change in Clinical Privileges

None

Medical Staff Change in Privileges

None

Professional Staff Initial Appointment and Clinical Privileges

Jason Cage, C.R.N.A.	Provisional Allied Health	Anesthesiology
Alison Paige Bull, B.S., M.S., P.A.C.	Provisional Allied Health	Medicine
Alexander J Busch, M.S., Ph.D.	Provisional Allied Health	Psychiatry
Jennifer Baker Fleming, P.A.C., M.P.A.S.	Provisional Allied Health	Family Medicine
Meredith Gentry, P.A.C.	Provisional Allied Health	Neurology
April Marie Griffin, F.N.P., BSN	Provisional Allied Health	Medicine
James Alexander Hogg, P.A.	Provisional Allied Health	Neurology
Chloe Jackson, P.A., B.S.	Provisional Allied Health	Medicine
Amber M. Jarnecke, Ph.D.	Provisional Allied Health	Psychiatry
Jacquelyn Joseph, B.S., P.A.C.	Provisional Allied Health	Surgery
Daria T King, M.S.W.	Provisional Allied Health	Psychiatry
Meghan Behlmer McCarthy, D.N.P.	Provisional Allied Health	Neurosurgery
Aislinn Marie McIlvenny, P.A.C.	Provisional Allied Health	Surgery

Connie Phillip, M.S.N., A.P.R.N., F.N.P.	Provisional Allied Health	Medicine
Kelly Elizabeth Regnery, P.A.C.	Provisional Allied Health	Family Medicine
Morgan Renee Roberts, P.A.C., M.P.A.S.	Provisional Allied Health	Surgery
Gabrielle Shebiro, P.A., B.S.	Provisional Allied Health	Orthopaedics
Jenna Dean Simon, P.A.C.	Provisional Allied Health	Neurology
Peter Wilson, P.A., M.A.	Provisional Allied Health	Family Medicine
Tiffany Ann Doyle, FNP-BC	Provisional Allied Health CFC	Family Medicine
Wenting Han, C.R.N.A., D.N.P.	Provisional Allied Health- Colleague- Other	Anesthesiology
Jalal Shoukri Kablan, C.R.N.A.	Provisional Allied Health- Colleague- Other	Anesthesiology
Mary Josephine Ochieng, C.R.N.A.	Provisional Allied Health- Colleague- Other	Anesthesiology
Benjamin Matthew Pugh, C.R.N.A.	Provisional Allied Health- Colleague- Other	Anesthesiology
Ginger Fay Thomason, C.R.N.A.	Provisional Allied Health- Colleague- Other	Anesthesiology
Christopher M Ward, C.R.N.A.	Provisional Allied Health- Colleague- Other	Anesthesiology
Michael Todd Adams, C.R.N.A., M.S.N.	Provisional Allied Health- Colleague- Other	Anesthesiology
Susan Michelle Babb, C.R.N.A.	Provisional Allied Health- Colleague- Other	Anesthesiology
Michael Craig Browning, C.R.N.A., M.S.N.	Provisional Allied Health- Colleague- Other	Anesthesiology
Karina Coats, C.R.N.A.	Provisional Allied Health- Colleague- Other	Anesthesiology
Justin Michael Coats, C.R.N.A.	Provisional Allied Health- Colleague- Other	Anesthesiology
Hugh Trapold Cochran, C.R.N.A.	Provisional Allied Health- Colleague- Other	Anesthesiology
Nathan Rutledge Dail, C.R.N.A., A.D.N.	Provisional Allied Health- Colleague- Other	Anesthesiology
John P. Dexter, C.R.N.A.	Provisional Allied Health- Colleague- Other	Anesthesiology
Joby Reagan Edmonds, C.R.N.A., M.S.N.A.	Provisional Allied Health- Colleague- Other	Anesthesiology
James R. Edwards, C.R.N.A.	Provisional Allied Health- Colleague- Other	Anesthesiology
Brittney Lynn Fitzgerald, P.A.	Provisional Allied Health- Colleague- Other	Emergency Medicine
Dennis M. Fraley, Jr., C.R.N.A.	Provisional Allied Health- Colleague- Other	Anesthesiology
Xenequia Monique Guidry, C.R.N.A.	Provisional Allied Health- Colleague- Other	Anesthesiology
Roy A Harvey, M.H.S., B.S.N., A.D.N.	Provisional Allied Health- Colleague- Other	Anesthesiology
Megan Page Herring, C.R.N.A.	Provisional Allied Health- Colleague- Other	Anesthesiology
Ashley Brooke Hill, C.R.N.A.	Provisional Allied Health- Colleague- Other	Anesthesiology
Segee Raquel Holley, RN, MSN, FNP	Provisional Allied Health- Colleague- Other	Medicine
Dana L Houseknecht, C.R.N.A.	Provisional Allied Health- Colleague- Other	Anesthesiology
Whitney Elise Johnson, AGAC-NP,	Provisional Allied Health- Colleague- Other	Medicine
Betty D Kapp, C.R.N.A., BSN	Provisional Allied Health- Colleague- Other	Anesthesiology
Katie Booth Kitchen, C.R.N.A.	Provisional Allied Health- Colleague- Other	Anesthesiology
John Kokenes, MSN, C.R.N.A.	Provisional Allied Health- Colleague- Other	Anesthesiology
Michael Thomas Munson, C.R.N.A.	Provisional Allied Health- Colleague- Other	Anesthesiology
Mathew John Murphy, C.R.N.A., M.S.A	Provisional Allied Health- Colleague- Other	Anesthesiology
Martin Francis Powers, Jr., C.R.N.A., BSN	Provisional Allied Health- Colleague- Other	Anesthesiology
David Christopher Runge, C.R.N.A.	Provisional Allied Health- Colleague- Other	Anesthesiology
Rachel Mechelle Spiers, C.R.N.A.	Provisional Allied Health- Colleague- Other	Anesthesiology
Marquis Tre'Shawn Thompson, P.A.	Provisional Allied Health- Colleague- Other	Medicine
James M Zorgias, C.R.N.A., M.S.N.A.	Provisional Allied Health- Colleague- Other	Anesthesiology

Professional Staff Reappointment and Clinical Privileges

Kathryn Adel, M.S., R.D.	Allied Health	MUHA Dietetic Services
Michele Marie Ballister, D.N.P., C.R.N.A.	Allied Health	Anesthesiology
Carol L Blessing-Feussner, P.A.	Allied Health	Medicine
Moira O'Toole Chance, P.A.C.	Allied Health	Anesthesiology
Rhiannan Mize Davis, C.R.N.A.	Allied Health	Anesthesiology
Alyssa Catherine Decker, F.N.P., M.S.N.	Allied Health	Anesthesiology
Meredith Lea Duffy, AuD, B.S.	Allied Health	Otolaryngology
Katherine G Fabrizio, M.S.N., F.N.P., A.P.R.N.	Allied Health	Pediatrics
Bresney Alyssa-Dawn Fanning, M.S.N., N.N.P.	Allied Health	Pediatrics
Kelli Marie Garber, D.N.P., A.P.R.N.	Allied Health	Pediatrics
Holly Joy Gardner, F.N.P., B.S.N.	Allied Health	Neurosurgery
Rachel Bishop Hanna, B.A., M.P.A.S., P.A.C.	Allied Health	Anesthesiology
Betsy Robinson Hopkins, M.S., M.P.H, P.A.C.	Allied Health	Medicine
Alice Q. Libet, Ph.D.	Allied Health	Psychiatry

James Robert Masse, C.R.N.A., B.S.N., B.A.	Allied Health	Anesthesiology
Jennifer Grace Ziliotto McCrudden, M.S.N.,	Allied Health	Medicine
Angela Renae Mund, C.R.N.A., D.N.P.	Allied Health	Anesthesiology
Tamara R Nuss, M.S.N.	Allied Health	Anesthesiology
Stephanie Lynn Petersen, A.P.R.N.	Allied Health	Pediatrics
Elizabeth Margaret Poindexter, P.A.	Allied Health	Anesthesiology
Crispin F. Reeves, P.A.C.	Allied Health	Emergency Medicine
Sara Marie Speakman, M.S.N., F.N.P.	Allied Health	Anesthesiology
Aminah A Fraser-Abdur Rahim, N.P.	Provisional Allied Health	Pediatrics
Julie MacKay Hughes, M.S.N., B.A.	Provisional Allied Health	Pediatrics
Samantha Anne Parker, M.P.A.S.	Provisional Allied Health	Medicine
Sarah Nicole Peglow, P.A.C.	Provisional Allied Health	Medicine
Bree Z Brasch Romecki, M.S.N.	Provisional Allied Health	Medicine
Rebecca Ann Miller, F.N.P.	Provisional Allied Health- Colleague- Other	Urology

Professional Staff Reappointment and Change in Privileges

Michele Lynn Taffaro-Neskey, P.A.C.	Allied Health	Medicine
-------------------------------------	---------------	----------

Professional Staff Change in Privileges

Bryttin Paige Boyde, P.A.	Allied Health	Surgery
Susan L Zayac, D.N.P., F.N.P., B.S.N.	Allied Health	Neurosurgery

END OF ROSTER

Summary of Revisions
MUHA Grievance Policy

- Revision of policy to include additional MUHA entities.

Human Resources

Medical University Hospital Authority

Entity MUHA	Policy # MUHA-HR #44	Grievance Procedure	
Responsible Department: Medical Center Human Resources			
Date Originated 07/01/2000	Last Reviewed Not Set	Last Revised Not Set	Effective Date Not Set

THE LANGUAGE USED IN THIS DOCUMENT DOES NOT CREATE AN EMPLOYMENT CONTRACT BETWEEN THE EMPLOYEE AND THE MEDICAL UNIVERSITY OF SOUTH CAROLINA OR ANY AFFILIATED ENTITIES (MUSC). MUSC RESERVES THE RIGHT TO REVISE THE CONTENT OF THIS DOCUMENT, IN WHOLE OR IN PART. NO PROMISES OR ASSURANCES, WHETHER WRITTEN OR ORAL, WHICH ARE CONTRARY TO OR INCONSISTENT WITH THE TERMS OF THIS PARAGRAPH CREATE ANY CONTRACT OF EMPLOYMENT.

Printed copies are for reference only. Please refer to the electronic copy for the official version.

Scope:

MUHA Charleston Division
 MUHA Florence Division
 MUHA Lancaster Division
 MUHA Midlands Division

POLICY

The Medical University Hospital Authority (hereinafter the “Authority” or “MUHA”) encourages open communication between staff and supervisors to resolve issues prior to formal adverse employment action as defined Section II.A.2. below. When formal action is required, however, the Authority has enacted a process through which covered employees may grieve the adverse employment action. This policy provides an objective process for reviewing the appropriateness of adverse employment actions.

At any time, the Authority’s Human Resources Department is available to answer questions and interpret the procedure outlined below.

Any employee who files a grievance or participates as a witness will be free from reprisal or retaliatory action.

PROCEDURE

A. Eligibility

1. Any **Covered Employee**, as defined below, may file a grievance after an adverse employment action has occurred in accordance with the procedures provided below. A complaint of unlawful discrimination, by itself, is not grievable under this policy and should be addressed pursuant to the Authority’s anti-harassment policy. (See <http://horseshoe.musc.edu/~media/files/hr-files/muha-files/policies/policy46antiharassment.pdf?la=en>).

Human Resources Medical University Hospital Authority

Entity MUHA - ALL	Policy # MUHA-HR #44	Grievance Procedure
-----------------------------	--------------------------------	----------------------------

Printed copies are for reference only. Please refer to the electronic copy for the official version.

Covered employees include employees who occupy a classified or unclassified, regular position on a part-time or full-time basis and has satisfactorily completed the one-year probationary period. This definition does not include:

- a. Probationary, temporary or time-limited employees;
- b. Teaching or research faculty, professional librarians, academic administrators, or other persons holding faculty appointments;
- c. Executive level employees that report to the Executive Director of the Medical University Hospital Authority;
- d. a retired member of the South Carolina Police Officers Retirement System or a retired member of the South Carolina Retirement System who is hired by the Authority to fill all or some fraction of a full-time equivalent (FTE) position covered by the State Employee Grievance Procedure Act; and
- e. Notwithstanding the provisions of SC Code §9-1-2210(E), any participant in the Teacher and Employee Retention Incentive Program.

2. “Adverse Employment Action” means

- a. Terminations, suspensions, involuntary reassignments, and demotions;
- b. Reclassifications if MUHA’s Director of Human Resources or their designee determines that there is a material issue of fact that the action is a punitive reclassification;
- c. Promotions if the MUHA Director of Human Resources or their designee determines that there is a material issue of fact as to whether or not MUHA has considered a qualified Covered Employee for a position for which the employee formally applied or would have applied if the employee had known of the promotional opportunity;

Human Resources

Medical University Hospital Authority

Entity MUHA - ALL	Policy # MUHA-HR #44	Grievance Procedure
-----------------------------	--------------------------------	----------------------------

Printed copies are for reference only. Please refer to the electronic copy for the official version.

- d. Salary decreases based on performance as the result of a performance evaluation;
 - e. A position elimination if MUHA's Director of Human Resources or their designee, determines that there is a material issue of fact that MUHA inconsistently or improperly applied its Position Elimination policy or plan. See MUHA Human Resources Position Elimination Policy, No. 34 (<http://horseshoe.musc.edu/~media/files/hr-files/muha-files/policies/policy34positionelimination.pdf?la=en>).
3. The following scenarios are not considered adverse employment actions and do not constitute a basis for a grievance:
- a. A covered employee who voluntarily resigns or voluntarily accepts a demotion, reclassification, transfer, reassignment, or salary decrease shall waive any and all rights to file a grievance or an appeal concerning such actions. The covered employee can rescind such voluntary actions only if the Chief Executive Officer, MUSC Health and Vice President of Health Affairs, University (the "CEO") or his designee agrees;
 - b. A covered employee who is promoted and subsequently demoted prior to serving one year of satisfactory service in the class with a higher salary range, provided the demotion is not to a class with a lower salary range than occupied prior to the promotion;
 - c. A covered employee who is promoted and subsequently receives a reduction in pay prior to completing one year of satisfactory service in the class with the higher salary range, provided the pay is not reduced to a lower rate of pay than that which the employee received prior to the promotion;
 - d. A covered employee who receives a salary increase for accepting additional job duties, and/or responsibilities and which justified the salary increase subsequently has the additional duties taken away prior to performing the additional duties for one year, provided the salary reduction is equivalent to the amount received for the additional job duties which justified the salary increase;

Human Resources
Medical University Hospital Authority

Entity	Policy #	Grievance Procedure
MUHA - ALL	MUHA-HR #44	

Printed copies are for reference only. Please refer to the electronic copy for the official version.

- e. When an employee is promoted one organizational level above the employee's former level, other qualified employees may not grieve that promotion;
- f. A covered employee's position is reclassified to a class with a lower salary range, unless a determination is made that the reclassification was punitive; and,
- g. Reassignments, reclassifications, and transfers within the salary range.

B. Informal Resolution.

- 1. **Complaints** may or may not result in grievable actions and should be resolved whenever possible in an informal manner. Employees are encouraged to discuss complaints with an appropriate supervisor before filing a grievance. The employee and the supervisor may seek the assistance of Human Resources at any time. Informal resolution is not required to proceed with a formal grievance, but it is encouraged.
- 2. All employees may use the Mediation/Conflict Resolution Program to resolve problems, complaints or concerns. A covered employee who participates in the Mediation/Conflict Resolution Program may also initiate a formal grievance following adverse employee actions within established time frames. Human Resources is available to answer questions regarding the Mediation/Conflict Resolution Program and to ensure arrangements for it are made.

C. Authority's Grievance Procedure (See Appendix B – flow chart).

- 1. **STEP ONE – Initiating the Grievance**
 - a. Covered employees may obtain an Employee Grievance Form from Employee Relations in Human Resources for qualifying adverse employment actions. Employee Relations is available to meet with either party throughout the grievance process to answer questions related to the process.
 - b. As noted in II.B.1. above, covered employees are encouraged but not required, to meet with their immediate supervisor or the immediate supervisor's superior to review

Human Resources
Medical University Hospital Authority

Entity MUHA - ALL	Policy # MUHA-HR #44	Grievance Procedure
-----------------------------	--------------------------------	----------------------------

Printed copies are for reference only. Please refer to the electronic copy for the official version.

and discuss the adverse employment action in an effort to resolve the grievance. The covered employee may elect not to participate in this meeting. Either party may ask that a representative from Employee Relations, the Diversity Office, or the Compliance Office attend this meeting with them.

- c. To pursue the matter further, the covered employee must submit the completed and signed Employee Grievance Form and any additional relevant documentation to Human Resources within fourteen (14) calendar days of the effective date of the adverse employment action. **This fourteen (14) calendar day time frame cannot be waived. If the completed Employee Grievance Form is not returned within fourteen (14) calendar days of the effective date of the adverse employment action, then the grievance will be deemed untimely and will be denied.** No further action will be taken.
- d. A covered employee has the right to be represented or advised by legal counsel, other representatives or be self-represented. Representation is at the covered employee's expense. If the covered employee chooses to be represented or advised, the covered employee must indicate on the Employee Grievance Form whether a representative will attend the grievance hearing and if so who the representative will be. If the covered employee chooses to be represented or advised after submission of the Employee Grievance Form, the covered employee shall notify Human Resources at least seven (7) calendar days prior to the Grievance Hearing.
- e. Upon receipt of the complete Employee Grievance Form, Human Resources reviews the grievance form to determine whether the matter is timely. If the matter is not timely, Employee Relations informs the employee in writing. This determination is final. Otherwise, the Employee Grievance Form is accepted, and a hearing or a documentation review date will be set.

2. STEP TWO– Authority Standing Grievance Committee, Panel, and Hearing

Human Resources
Medical University Hospital Authority

Entity MUHA - ALL	Policy # MUHA-HR #44	Grievance Procedure
-----------------------------	--------------------------------	----------------------------

Printed copies are for reference only. Please refer to the electronic copy for the official version.

The grievance process is a confidential process. Participants should not discuss the proceedings with anyone outside of the formal grievance process. Notwithstanding the above, nothing in this policy shall be construed to prevent the grieving employee from interviewing witnesses or requesting information they may deem necessary to set forth their position in the grievance.

Human Resources will coordinate the grievance panel process as follows:

a. The Standing Grievance Committee

Representatives from the Diversity Office, Compliance Office, and Employee Relations select members of the Standing Grievance Committee based on organizational demographics in accordance with Appendix C.

b. The Grievance Hearing Panel

Once a covered employee's Employee Grievance Form is accepted by Employee Relations, Representatives from the Diversity, Compliance and Employee Relations offices will approve a diverse and inclusive panel of five (5) members and one (1) alternate from the Standing Grievance Committee to hear the grievance. One panel member serves as the chairperson.

No committee member will serve on a panel if the covered employee is a member of the committee member's department. Panelists will be excused from serving on the panel if they have a conflict of interest (e.g., personal or family relationship with any party, other bias, or appearance of bias).

c. Documentation and Witnesses for the Grievance Hearing

- (1) Each party may submit relevant documentation to Employee Relations. Documentation received fourteen (14) calendar days or more before the hearing will be provided to the grievance panel and all parties at least five (5) days before the hearing. Each

Human Resources
Medical University Hospital Authority

Entity MUHA - ALL	Policy # MUHA-HR #44	Grievance Procedure
-----------------------------	--------------------------------	----------------------------

Printed copies are for reference only. Please refer to the electronic copy for the official version.

party may submit additional documentation for purposes of a document review within three (3) days of receipt of the grievance packet. Acceptance of additional documentation at a hearing is at the panel's discretion.

- (2) At least fourteen (14) calendar days before the hearing date, each party shall submit the names of any witnesses having first-hand knowledge of the events which led to the adverse employment action and that they wish to be present at the hearing. The covered employee is responsible for providing contact information for witnesses they want to appear. Employee Relations will notify the individuals in writing to request that they appear before the panel. The Panel does not have the authority to compel attendance or to subpoena witnesses.

d. The Grievance Document Review and Hearing

- (1) A grievance hearing for a suspension or other qualified adverse employment action resulting in a loss of base pay shall be conducted through a Grievance Document Review. The panel will review all pertinent documents related to the suspension (or other qualified adverse employment action resulting in a loss in base pay). The panel will make a decision on behalf of the Authority. The decision of the panel is determined by a simple majority. A decision will be rendered in writing to the covered employee within thirty (30) calendar days from the initiation of the grievance. The thirty (30) calendar day period begins the date the completed Employee Grievance Form is accepted by Human Resources. **The thirty (30) calendar day period for action by the Authority may not be waived except by mutual written agreement of the parties.**
- (2) In the case of a termination, a grievance hearing will be scheduled. The chairperson will call the hearing to order and explain how the hearing is conducted.

Human Resources
Medical University Hospital Authority

Entity MUHA - ALL	Policy # MUHA-HR #44	Grievance Procedure
-----------------------------	--------------------------------	----------------------------

Printed copies are for reference only. Please refer to the electronic copy for the official version.

The chairperson is responsible for conducting the hearing in an equitable, orderly, and expeditious manner.

- (3) All testimony of witnesses is under oath or affirmation.
- (4) The panel will carefully consider the facts of the case including all testimony given and decides whether to uphold, rescind or modify the adverse employment action. The decision of the panel is determined by a simple majority. All deliberations are in private.

D. Appeal

- 1. If the covered employee is not satisfied with the decision of the panel regarding a document review or termination hearing, or if the Authority fails to render a decision within thirty (30) calendar days of the acceptance of the Employee Grievance Form by Human Resources, he or she may appeal in writing to the CEO or his designee, within five (5) calendar days of notification of the panel's decision. The appeal should be delivered to Human Resources to ensure prompt processing. The appellant's written request should clearly state the reasons for the appeal. The CEO will render a final decision within ten (10) calendar days of receipt of the appeal.
- 2. If the covered employee is not satisfied with the decision rendered by the Authority, the covered employee may appeal the decision to the MUSC/MUHA President. The appeal to the MUSC/MUHA President must be delivered to Human Resources to ensure prompt processing within five (5) calendar days of receiving the CEO or designee's letter (decision).

The MUSC/MUHA President will render a final decision within ten (10) calendar days of receipt of the appeal.

Human Resources
Medical University Hospital Authority

Entity MUHA - ALL	Policy # MUHA-HR #44	Grievance Procedure
-----------------------------	--------------------------------	----------------------------

Printed copies are for reference only. Please refer to the electronic copy for the official version.

APPENDIX A

GLOSSARY OF TERMS

For purposes of this Policy and Procedure, the following terms shall mean:

1. "Calendar days" means the sequential days of a year. The time must be computed by excluding the first day and including the last. If the last day falls on a Saturday, Sunday, or legal holiday, it shall be excluded.
2. "Demotion" means the assignment of an employee by the Authority from one established position to a different established position having a lower salary range.
3. "Document Review" is the appeal process for suspension(s) or other qualified adverse employment action resulting in a loss of base pay.
4. "Grievance" means a complaint filed by a Covered Employee or the employee's representative regarding an adverse employment action taken by the Authority.
5. "Involuntary Reassignment" means the movement of an employee's principal place of employment in excess of thirty (30) miles from the prior work station at the initiative of MUHA. Reassignment of an employee by MUHA in excess of thirty (30) miles from the prior work station to the nearest facility with an available position having the same state salary range for which the employee is qualified is not considered involuntary reassignment.
6. "Probationary Employee" means an initial working test period of employment in an FTE position with the MUHA of not more than 12 months' duration. An employee who receives an unsatisfactory performance evaluation during the probationary period must be terminated before becoming a covered employee.
7. "Promotion" means the assignment of an employee from one established position to a different established position having a higher salary range or, for positions without a salary range, having a higher rate of pay. Failure to be selected for a promotion is not an adverse employment action that can be considered as a grievance or appeal.
8. "Punitive reclassification" means the assignment of a position in one class to a different lower class with the sole purpose to penalize the Covered Employee.

Human Resources
Medical University Hospital Authority

Entity MUHA - ALL	Policy # MUHA-HR #44	Grievance Procedure
-----------------------------	--------------------------------	----------------------------

Printed copies are for reference only. Please refer to the electronic copy for the official version.

9. "Reassignment" means the movement within the Authority of an employee from one position to another position having the same salary range, or the movement of a position within the Authority which does not require reclassification.

10. "Reclassification" means the assignment of a position in one class to another class which is the result of a natural or an organizational change in duties or responsibilities of the position.

11. "Position Elimination" means a determination made by the Authority's CEO or designee to eliminate one or more filled positions in one or more organizational units within the Authority due to budgetary limitations, shortage of work, or organizational changes. See the Authority's Position Elimination Policy, No. 34.

12. "Regular Employee" shall mean a Covered Employee as defined above.

13. "Salary Decrease Based on Performance" means the reduction of a Covered Employee's compensation based on the results of a performance evaluation.

14. "Suspension" means an enforced leave of absence without pay pending investigation of charges against an employee or for disciplinary purposes.

15. "Temporary employee" means a full-time or part-time employee who does not occupy an regular position, whose employment is time limited or intermittent, and who is not a covered employee.

16. "Termination" means the action taken by the Authority against an employee to separate the employee involuntarily from employment.

17. "Transfer" means the movement to a different agency of an employee from one position to another position having the same salary range, or the movement of a position from one agency to another agency which does not require reclassification.

Human Resources
Medical University Hospital Authority

Entity MUHA - ALL	Policy # MUHA-HR #44	Grievance Procedure
-----------------------------	--------------------------------	----------------------------

Printed copies are for reference only. Please refer to the electronic copy for the official version.

APPENDIX B

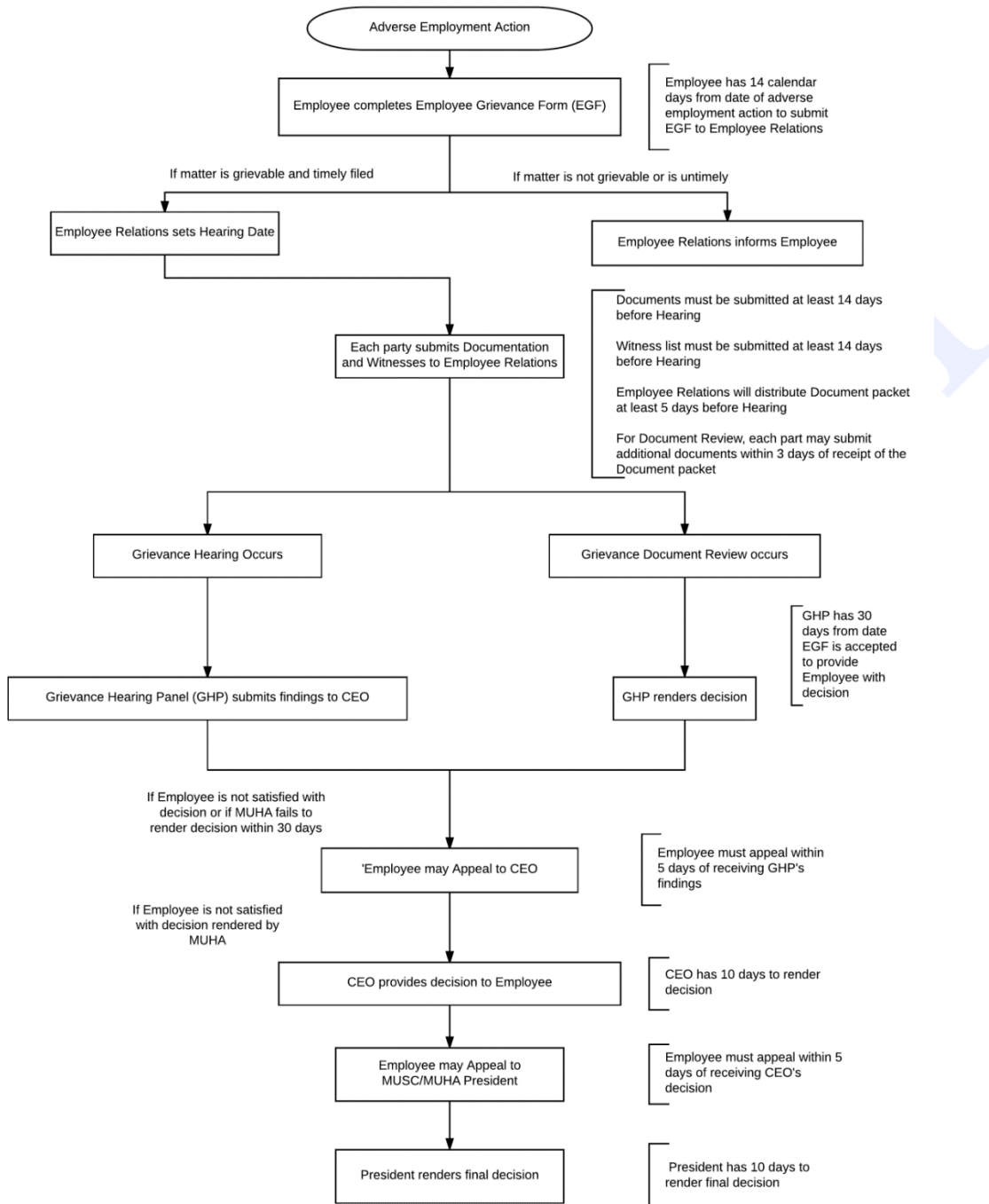
FLOW CHART

Approval

Human Resources Medical University Hospital Authority

Entity MUHA - ALL	Policy # MUHA-HR #44	Grievance Procedure
-----------------------------	--------------------------------	----------------------------

Printed copies are for reference only. Please refer to the electronic copy for the official version.



Grievance Standing Committee Membership Criteria

- Employed greater than one year.

Human Resources
Medical University Hospital Authority

Entity MUHA - ALL	Policy # MUHA-HR #44	Grievance Procedure
-----------------------------	--------------------------------	----------------------------


Printed copies are for reference only. Please refer to the electronic copy for the official version.

- “Regular” (not temporary) employment status.
- Should not have received a written reprimand or suspension within the past three years.
- Should not have been in the Substandard Performance process within the past three years.
- Performance evaluation-minimum rating of consistent or meets expectations.


Grievance Standing Committee Member(s) Selection/Appointment Process

- Communication of Grievance Standing Committee nomination process will be widely communicated.
- Employee(s) may be nominated or may self-nominate to serve on the Grievance Standing Committee.
- Representatives from the Diversity/EEOC, Compliance and Employee Relations will select committee members based on organizational demographics and will also approve the diverse panel consisting of five (5) committee members at the time of a grievance hearing.
- An appointment letter is sent to the employee that includes information regarding the role and responsibilities as well as required training.

MEDICAL EXECUTIVE COMMITTEE

Medical Executive Committee Presiding: Dr. Robert Cina Date: March 17, 2021 Meeting Place: MS Teams Recording: M. Carroll Meeting Time: 7:30 am Adjournment: 8:05 am	Members present: Dr. Andrews, Dr. Basco, N. Brahney, Dr. Baliga, Dr. Bundy, Dr. Cina, Dr. Clyburn, Dr. DiSalvo, Dr. DuBois, Dr. Edwards, Dr. Hart, Lois Kerr, Dr. Kocher, Dr. Hong L. Kerr, David Mclean, Dr. Kowalenko, , Dr. Mack, , Dr. McSwain, Dr. Reeves, Dr. Russell, Dr. Salgado, S. Scarbrough, Dr. D Scheurer, Dr. M. Scheurer, Members excused: Dr. Atz , Dr. Baliga, Dr. Brendle, Dr. Carroll, Dr. Clark, Dr. Costello, Dr. Crawford; M. Fulton, Dr. Leddy, Dr. Streck, Dr. Warr, Dr. Zaas, Dr. Zwerner Guests: Joel Melroy, Pharmacy		
Agenda/Topic	Debate & Discussion	Conclusions	Recommendation/ Follow-Up What/When/Who
Executive Session	n/a	n/a	
Review of Minutes	Minutes from February MEC meeting approved	Information	Approved
Credentials Committee <ul style="list-style-type: none"> • Dr. Edwards 	Dr. Edwards reported the following: Medical Staff Initial Appointment and Clinical Privileges: 18 Medical Staff Reappointment and Clinical Privileges: 27 Medical Staff Reappointment and Change in Clinical Privileges: 0 Medical Staff Change in Privileges: 1 Professional Staff Initial Appointment and Clinical Privileges: 7 Professional Staff Reappointment and Clinical Privileges: 17 Professional Staff Reappointment and Change in Privileges: 0 Professional Staff Changes in Privileges: 0 Telemedicine by Proxy Medical Staff:17	MEC recommends the appointments, reappointments and delineation of clinical privileges for Board of Trustees approval.	
GME Report <ul style="list-style-type: none"> • Dr. Clyburn 	<ul style="list-style-type: none"> • Match day is Friday for MUSC • Some vacancies, working on filling unmatched spots • Covid and adjusted interview processes account for MUSC match rate this year 	Information	
Quality Report <ul style="list-style-type: none"> • Dr. Bundy 	<ul style="list-style-type: none"> • Score Card 2.5 • Value Bonus Program to pay out for score greater than 3, score is currently 3.00 • Pre testing is not being performed on a symptomatic patients who have been fully vaccinated, tests will be run before procedure • Leaders are needed to serve on DEI Committee for ONE MUSC, please reach out to DEI, Dr. Bundy or Dr. Burnham-Williams if interested or have someone who is interested • It is Patient Safety Awareness Week 	Information	 21_03_17 MEC Bundy.pptx



























MEDICAL EXECUTIVE COMMITTEE

Communication's Report <ul style="list-style-type: none"> • Dr. Warr 	No report this meeting		<i>Information</i>	
New Business	Standing Orders <ul style="list-style-type: none"> • Significant number of verbal and standing orders; many denied daily for a variety of reasons • Attempting to address the volume of verbal orders and standing orders; quality department to review yearly and tracked in a new policy system; all denials manually managed in HIS to contact appropriate providers for the orders • Engaged leaders in the unit/clinic on new way to report and utilize; managers assisting CTM in navigating the changes; PSI completed by HIS with denials and NM assists with the investigation • Many new providers were unaware standing orders existed in their area; CTM unsure who to enter order under • Standing orders default to individual signing order-ie: CMO 		<i>Information</i>	 03.17.21 MEC Presentation.pptm
Consent Items				
Policies <i>(Consent)</i>	<u>Policies for Approval:</u> C-227 Vaccines for Children		<i>Information</i>	
Standing Orders <i>(Consent)</i>	<u>Standing Orders for Approval:</u> None at this time		<i>Information</i>	
Other Consent Items <i>(Consent)</i>	n/a		<i>N/A</i>	
Data & Service Reports <i>(Consent)</i>	<u>Data reports reviewed:</u> <ul style="list-style-type: none"> ○ Admit Transfer Report ○ Admit Transfer Report FY19 ○ YTD Census Report 2018-2020 ○ Hand Hygiene July 2019 	<u>Service reports reviewed:</u> Discharge Summary Turnaround Time Discharge Detail TAT by Physician	<i>Information</i>	Approved
Subcommittee Minutes <i>(Consent)</i>	Credentialing Committee CDI Coding Ethics Committee Medical Staff Peer Review Committee Moderate Sedation Committee PQM Minutes Quality Executive Committee		<i>Information</i>	Approved
Adjournment 8:10 am	The next meeting of the Medical Executive Committee will be April 21, 2021 at 7:30 am Via TEAMS			

MEDICAL EXECUTIVE COMMITTEE

Elizabeth Mack, MD, Secretary of the Medical Staff

MEDICAL EXECUTIVE COMMITTEE

-  DuBois, Raymond N. 
-  Edwards, Jonathan C. 
-  Hart, Patti 
-  Kerr, Lois 
-  Kocher, Madison 
-  Kowalenko (Guest) 
-  McLean, David 
-  Melroy, Joel Thomas 
-  Russell, William Scott 
-  Scarbrough, Sheila 
-  Scheurer, Danielle Bowen 
-  Scheurer, Mark A 
-  Warr, Phillip 

71-20 protect this document from
“...discovery, subpoena, or introduction into evidence...”***

MEDICAL EXECUTIVE COMMITTEE

Medical Executive Committee Presiding: Dr. Phillip Warr Date: April 21, 2021 Meeting Place: MS Teams Recording: Sarah de Barros Meeting Time: 7:30 am Adjournment: 8:29 am	Members present: Dr. Andrews, Dr. Basco, N. Brahney, Dr. Baliga, Dr. Bundy, Dr. Cina, Dr. Clyburn, Dr. DiSalvo, Dr. DuBois, Dr. Edwards, Dr. Hart, Lois Kerr, Dr. Kocher, Dr. Hong L. Kerr, David Mclean, Dr. Kowalenko, , Dr. Mack, , Dr. McSwain, Dr. Reeves, Dr. Russell, Dr. Salgado, S. Scarbrough, Dr. D Scheurer, Dr. M. Scheurer, Members excused: Dr. Atz , Dr. Baliga, Dr. Brendle, Dr. Carroll, Dr. Clark, Dr. Costello, Dr. Crawford; M. Fulton, Dr. Leddy, Dr. Streck, Dr. Warr, Dr. Zaas, Dr. Zwerner Guests:		
Agenda/Topic	Debate & Discussion	Conclusions	Recommendation/ Follow-Up What/When/Who
Executive Session	n/a	n/a	
Review of Minutes	Minutes from March MEC meeting approved	Information	Approved
Credentials Committee <ul style="list-style-type: none"> • Dr. Edwards 	Dr. Edwards reported the following: Board Certification Exemption Requests: 4 Medical Staff Initial Appointment and Clinical Privileges: 0 Medical Staff Reappointment and Clinical Privileges: 0 Medical Staff Reappointment and Change in Clinical Privileges: 0 Medical Staff Change in Privileges: 0 Professional Staff Initial Appointment and Clinical Privileges: 0 Professional Staff Reappointment and Clinical Privileges: 0 Professional Staff Reappointment and Change in Privileges: 0 Professional Staff Changes in Privileges: 0 Telemedicine by Proxy Medical Staff:0	MEC recommends the Board Certification Exemption Requests for Board of Trustees approval.	
GME Report <ul style="list-style-type: none"> • Dr. Clyburn 	<ul style="list-style-type: none"> • Joint report issued by the American Association of Osteopathic Colleges and Osteopathic Medicine, AAMC, ACGME and ECFMG warning that across the board, medical students were not going to be ready for residency coming in this year. Last month there was a tool kit that provided for best practices for bringing people on board. This will be shared with all of the Program Directors. 	Information	
Quality Report <ul style="list-style-type: none"> • Dr. Bundy 	<ul style="list-style-type: none"> • Adrienne Lorek McGarity has been named CHS IPC Manager • Recruitment for the System IPC Director is ongoing • Score Card 2.9 • Value Bonus Program Update: MUHA is in the red at -0.28%, the target for FY21TD is +2.12%. MUSC-P operating margins are being met, currently 2.8% in the green. 	Information	

MEDICAL EXECUTIVE COMMITTEE



























	<ul style="list-style-type: none"> • COVID Vaccine Mandate: Rolled out last week. The first phase primarily includes MUHA Leaders (ADM Group). This will ultimately include MD's and APPS. • Joint Commission: survey calendar updates that include the Joint Commission holidays. This leaves the months May, June, August and September. The Surveyors could arrive unannounced as early as May 3 and no later than October 18. • Mock Survey: Preliminary report for week of March 22 – 26 – total findings issued/reported was 373 		
<p>Communication's Report</p> <ul style="list-style-type: none"> • Dr. Warr 	<p>Planned Inpatient Moves FY21-FY22</p> <ul style="list-style-type: none"> • Statewide Marquee Services Timeline (March – July 2021) • Inpatient plans December 2021 – new NSICU opens with 26 beds • TBD – 7C opens with 10 beds <p>Patti Hart:</p> <ul style="list-style-type: none"> • August – Family and Community Medicine Team move to 7A will not take place until August/September • Hepatology relocating from ART to the Main Hospital, on 5W. The move will take in August/September • Neuro and Surgical on 8W 	<p><i>Information</i></p>	
<p>New Business</p>	<p>Patti Hart:</p> <p>ACHOTI Protocol:</p> <ul style="list-style-type: none"> • Scorecard is 1 – The increase average across the national landscape due to the COVID impact. • Previous prevention protocol has morphed into four different protocols. Used this as an opportunity regroup and recreate the current policy. <p>Protocol updates:</p> <ul style="list-style-type: none"> • Exceptions to catheter removal, dialogue with the Urology and Spine teams (if the patient is in their area during catheter removal). • Two person technique insertion • Indications remain the same • 6 a.m. and 6 p.m. assessment on all patients (adult and pediatric) • This has been partnered with the system and adopted across all of the Regional Hospitals 	<p><i>Information</i></p>	
<p>Consent Items</p>			

MEDICAL EXECUTIVE COMMITTEE

Policies <i>(Consent)</i>	<u>Policies for Approval:</u> None at this time		Information	
Standing Orders <i>(Consent)</i>	<u>Standing Orders for Approval:</u> None at this time		Information	
Other Consent Items <i>(Consent)</i>	n/a		N/A	
Data & Service Reports <i>(Consent)</i>	<u>Data reports reviewed:</u> None at this time	<u>Service reports reviewed:</u> None at this time	Information	
Subcommittee Minutes <i>(Consent)</i>	Credentialing Committee CDI Coding Ethics Committee Medical Staff Peer Review Committee Moderate Sedation Committee PQM Minutes Quality Executive Committee		Information	
Adjournment 8:29 am	The next meeting of the Medical Executive Committee will be May 19, 2021 at 7:30 am Via TEAMS			


Elizabeth Mack, MD, Secretary of the Medical Staff

MEDICAL EXECUTIVE COMMITTEE



-  DuBois, Raymond N. 
-  Edwards, Jonathan C. 
-  Hart, Patti 
-  Kerr, Lois 
-  Kocher, Madison 
-  Kowalenko (Guest) 
-  McLean, David 
-  Melroy, Joel Thomas 
-  Russell, William Scott 
-  Scarbrough, Sheila 
-  Scheurer, Danielle Bowen 
-  Scheurer, Mark A 
-  Warr, Phillip 

71-20 protect this document from
“...discovery, subpoena, or introduction into evidence in any civil action...”***

MEDICAL EXECUTIVE COMMITTEE

Medical Executive Committee Presiding: Dr. Phillip Warr Date: May 19, 2021 Meeting Place: MS Teams Recording: Sarah de Barros Meeting Time: 7:30 am Adjournment: 8:29 am	Members present: Dr. Andrews, Dr. Basco, N. Brahney, Dr. Baliga, Dr. Bundy, Dr. Cina, Dr. Clark, Dr. Clyburn, Dr. DiSalvo, Dr. DuBois, Dr. Edwards, Patti Hart, Dr. Kocher, Dr. Kowalenko, Dr. Mack, Dr. McSwain, Dr. Melroy (Resident Rep.), Dr. S. Patel (Resident Rep.), Dr. Russell, S. Scarbrough, Dr. M. Scheurer, Dr. Warr Members excused: Dr. Atz, Dr. Baliga, Dr. Brendle, Dr. Carroll, Dr. Costello, Dr. Crawford; M. Fulton, Dr. Hong, Lois Kerr, Dr. eddy, David Mclean, Dr. Reeves, Dr. Salgado, Dr. D Scheurer, Dr. Streck, Dr. Zaas, Dr. Zwerner Guests:		
Agenda/Topic	Debate & Discussion	Conclusions	Recommendation/ Follow-Up What/When/Who
Executive Session	n/a	n/a	
Review of Minutes	Minutes from April MEC meeting approved	Information	Approved
Credentials Committee <ul style="list-style-type: none"> • Dr. Edwards 	Dr. Edwards reported the following: Board Certification Exemption Requests: 0 Medical Staff Initial Appointment and Clinical Privileges: 0 Medical Staff Reappointment and Clinical Privileges: 0 Medical Staff Reappointment and Change in Clinical Privileges: 0 Medical Staff Change in Privileges: 0 Professional Staff Initial Appointment and Clinical Privileges: 0 Professional Staff Reappointment and Clinical Privileges: 0 Professional Staff Reappointment and Change in Privileges: 0 Professional Staff Changes in Privileges: 0 Telemedicine by Proxy Medical Staff: 0	MEC recommends the Board Certification Exemption Requests for Board of Trustees approval.	
GME Report <ul style="list-style-type: none"> • Dr. Clyburn 	<ul style="list-style-type: none"> • Nothing new to report at this time. 	Information	
Quality Report <ul style="list-style-type: none"> • Dr. Bundy 	<ul style="list-style-type: none"> • Quality and Safety Scorecard Review: <ul style="list-style-type: none"> - No significant changes, on the top of the inpatient composite overall. - Overall 3.3 • Update on CMS Care Compare: <ul style="list-style-type: none"> - Article commentary in JAMA about the ways the CMS rankings are changing. Historically, large, complex, tertiary care hospitals scored lower on average than their community peers. Article shows more fair comparison. Walks through the changes made. 	Information	 21_05_19 MEC Bundy.pptx

MEDICAL EXECUTIVE COMMITTEE


	<ul style="list-style-type: none"> • Masking – Full recommendation from the CDC for public settings. <ul style="list-style-type: none"> - Recommend applies to non-health care settings - Masks remain required for patients, visitors and staff in a public setting • Joint Commission Potential Survey Weeks: July 14 and 21, August 9 and 23, September 27. Final week for survey: October 18 		
Communication’s Report <ul style="list-style-type: none"> • Dr. Warr 	<ul style="list-style-type: none"> • Length of Stay <ul style="list-style-type: none"> - No ICCE below 1.0 - Broad, system, post-acute care issues - Opportunity remains despite hard work and engagement - ICCE action plan submissions – look at data with providers and care team members. • Inpatient moves update: <ul style="list-style-type: none"> - Ensure all care team member staffing is appropriate. - Statewide Marquee Services: Inpatient areas of focus to grow beds • Inpatient Moves FY21-FY22 <ul style="list-style-type: none"> - • Readmission Data • 	Information	 MEC 5.19.21.pptx
New Business	Dr. Cina: <ul style="list-style-type: none"> • Renewal of MEC support for Children’s Surgical Verification Patti Hart: <ul style="list-style-type: none"> • Evaluate need for developing a pediatric ACP 	Information	Approved  Renewal of Children's Surgical \
Consent Items			
Policies <i>(Consent)</i>	<u>Policies for Approval:</u> A-145 Reconciling Deceased patients C-117 Labeling of Medications in Non-Pharmacy Areas C-228 Peripheral IV Infiltration Management C-239 Chaperone C-073 Storage, Handling, and Documentation of Human Tissue C-080 Critical Results Reporting	Information	

MEDICAL EXECUTIVE COMMITTEE




	C-082 Formulary C-087 Blood Product Transfusion Safety C-120 Management of Gene Transfer and Gene Therapy C-195 Appropriate Use of Inpatient Pediatric and Adult PET/CT Scans C-213 Clinical Alarm Settings		
Standing Orders <i>(Consent)</i>	<u>Standing Orders for Approval:</u> 4636 Cardiothoracic Postoperative Standing Orders (new) 4956 Life Image Nominating (MIES) for Bone Marrow Transplant Services (new) 5263 Discharge Appointment Standing (new)	Information	
Other Consent Items <i>(Consent)</i>	n/a	N/A	
Data & Service Reports <i>(Consent)</i>	<u>Data reports reviewed:</u> None at this time	<u>Service reports reviewed:</u> None at this time	Information
Subcommittee Minutes <i>(Consent)</i>	Credentialing Committee CDI Coding Ethics Committee Medical Staff Peer Review Committee Moderate Sedation Committee PQM Minutes Quality Executive Committee	Information	
Adjournment 8:29 am	The next meeting of the Medical Executive Committee will be June 16, 2021 at 7:30 am Via TEAMS		

Elizabeth Mack, MD, Secretary of the Medical Staff

MEDICAL EXECUTIVE COMMITTEE

Medical Executive Committee Presiding: Dr. Phillip Warr Date: June 16 , 2021 Meeting Place: MS Teams Recording: Sarah de Barros Meeting Time: 7:30 am Adjournment: 8:35 am	Members present: Dr. Andrews, Dr. Basco, N. Brahney, Dr. Baliga, Dr. Bundy, Dr. Cina, Dr. Clark, Dr. Clyburn, Dr. DiSalvo, Dr. DuBois, Dr. Edwards, Patti Hart, Dr. Kocher, Dr. Kowalenko, Dr. Mack, Dr. McSwain, Dr. Melroy (Resident Rep.), Dr. S. Patel (Resident Rep.), Dr. Russell, S. Scarbrough, Dr. M. Scheurer, Dr. Warr Members excused: Dr. Atz, Dr. Baliga, Dr. Brendle, Dr. Carroll, Dr. Costello, Dr. Crawford; M. Fulton, Dr. Hong, Lois Kerr, Dr. eddy, David Mclean, Dr. Reeves, Dr. Salgado, Dr. D Scheurer, Dr. Streck, Dr. Zaas, Dr. Zwerner Guests:		
Agenda/Topic	Debate & Discussion	Conclusions	Recommendation/ Follow-Up What/When/Who
Executive Session	n/a	n/a	
Review of Minutes	Minutes from June MEC meeting approved	Information	Approved
Credentials Committee <ul style="list-style-type: none"> • Dr. Edwards 	Dr. Edwards reported the following: Board Certification Exemption Requests: 4 Medical Staff Initial Appointment and Clinical Privileges: 0 Medical Staff Reappointment and Clinical Privileges: 0 Medical Staff Reappointment and Change in Clinical Privileges: 0 Medical Staff Change in Privileges: 0 Professional Staff Initial Appointment and Clinical Privileges: 0 Professional Staff Reappointment and Clinical Privileges: 0 Professional Staff Reappointment and Change in Privileges: 0 Professional Staff Changes in Privileges: 0 Telemedicine by Proxy Medical Staff:0	MEC recommends the Board Certification Exemption Requests for Board of Trustees approval.	
GME Report <ul style="list-style-type: none"> • Dr. Clyburn 	<ul style="list-style-type: none"> • Central Orientation to be remote • Departmental Orientation in person 	Information	
Quality Report <ul style="list-style-type: none"> • Dr. Bundy 	<ul style="list-style-type: none"> • Quality and Safety Scorecard Review: • No substantial changes from previous month • Optimizing Surgical Quality Program Proposal • Masking update • Joint Commission Survey Potential Survey Dates 	Information	 21_06_16 MEC Bundy.pptx
Communication's Report <ul style="list-style-type: none"> • Dr. Warr 	<ul style="list-style-type: none"> • Length of Stay • Inpatient moves update: 	Information	

MEDICAL EXECUTIVE COMMITTEE

	<ul style="list-style-type: none"> - - • Readmission Data 		
New Business	<p>Patti Hart:</p> <ul style="list-style-type: none"> • Nursing Updates <p>Dr. Cina:</p> <p>Dr. DuBois / Donna Kern:</p> <ul style="list-style-type: none"> • Decrease Teacher Learner Staff Agreement <p>Joel Melroy/Lois Kerr</p> <ul style="list-style-type: none"> • Therapeutic Duplication <ul style="list-style-type: none"> - Review and endorse the current strategies - More than one medication prescribed for the same indication without a clear distinction of when one agent should be administered over another - <p>Meg Fulton:</p> <ul style="list-style-type: none"> • APRN Consensus Model 	<p><i>Information</i></p> <p><i>Information</i></p> <p><i>Information</i></p> <p><i>Information</i></p> <p><i>Information</i></p> <p><i>Information</i></p>	 <p>MEC Nursing Updates 6.16.21.ppt</p>  <p>TDforMEC.6.16.21_J M.pptx</p>  <p>MUSC Health Hiring Grid for APRN</p>
Consent Items			
Policies (Consent)	<p><u>Policies for Approval:</u></p> <p>C-15 Pressure Injury Prevention/Treatment</p> <p>A-069 Age Criteria for Treating Patients Admitted to MUSC Health Charleston</p> <p>C-006 Photographs Videos and Other Images for Use in Clinical Care</p>	<i>Information</i>	
Standing Orders (Consent)	<p><u>Standing Orders for Approval:</u></p> <p>None at this time</p>	<i>Information</i>	

MEDICAL EXECUTIVE COMMITTEE


Other Consent Items <i>(Consent)</i>	n/a		N/A	
Data & Service Reports <i>(Consent)</i>	<u>Data reports reviewed:</u> None at this time	<u>Service reports reviewed:</u> None at this time	Information	
Subcommittee Minutes <i>(Consent)</i>	Credentialing Committee CDI Coding Ethics Committee Medical Staff Peer Review Committee Moderate Sedation Committee PQM Minutes Quality Executive Committee		Information	
Adjournment 8:30 am	The next meeting of the Medical Executive Committee will be July 21, 2021 at 7:30 am in 628 CSB with a TEAMS option.			

Elizabeth Mack, MD, Secretary of the Medical Staff

MEDICAL EXECUTIVE COMMITTEE

Medical Executive Committee Presiding: Dr. Phillip Warr Date: July 21, 2021 Meeting Place: MS Teams Recording: Sarah de Barros Meeting Time: 7:30 am Adjournment: 8:15 am	Members present: Dr. Andrews, Dr. Baliga, Dr. Basco, N. Brahney, Dr. Baliga, Dr. Cina, Dr. Clark, Dr. Clyburn, Dr. DiSalvo, Dr. DuBois, Dr. Edwards, M. Fulton, Patti Hart, Dr. Kocher, Dr. Kowalenko, Dr. Mack, Dr. McSwain, Dr. Melroy (Resident Rep.), Dr. S. Patel (Resident Rep.), Dr. Russell, Dr. Salgado, S. Scarbrough, Dr. M. Scheurer, Dr. Warr Members excused: Dr. Atz, Dr. Brendle, Dr. Bundy, Dr. Carroll, Dr. Costello, Dr. Crawford, Dr. Hong, Lois Kerr, Dr. Eddy, David Mclean, Dr. Reeves, Dr. D Scheurer, Dr. Streck, Dr. Zaas, Dr. Zwerner Guests:		
Agenda/Topic	Debate & Discussion	Conclusions	Recommendation/ Follow-Up What/When/Who
Executive Session	n/a	n/a	
Review of Minutes	Minutes from June MEC meeting approved	Information	Approved
Credentials Committee <ul style="list-style-type: none"> • Dr. Edwards 	Dr. Edwards reported the following: Board Certification Exemption Requests: 0 Medical Staff Initial Appointment and Clinical Privileges: 0 Medical Staff Reappointment and Clinical Privileges: 0 Medical Staff Reappointment and Change in Clinical Privileges: 0 Medical Staff Change in Privileges: 0 Professional Staff Initial Appointment and Clinical Privileges: 0 Professional Staff Reappointment and Clinical Privileges: 0 Professional Staff Reappointment and Change in Privileges: 0 Professional Staff Changes in Privileges: 0 Telemedicine by Proxy Medical Staff: 0	MEC recommends the Board Certification Exemption Requests for Board of Trustees approval.	Approved
GME Report <ul style="list-style-type: none"> • Dr. Clyburn 	<ul style="list-style-type: none"> • Limited healthy food options available at night 	Information	
Quality Report <ul style="list-style-type: none"> • Dr. Bundy 	<ul style="list-style-type: none"> • No report at this time 	Information	
Communication's Report <ul style="list-style-type: none"> • Dr. Warr 	<ul style="list-style-type: none"> • Focus on improving Length of Stay • Patient Progression meeting every Thursday with ICCE reporting LOS • Readmission Data • Go Live June 6th 	Information	

MEDICAL EXECUTIVE COMMITTEE


Nursing Report <ul style="list-style-type: none"> • Patti Hart 	<ul style="list-style-type: none"> • No report at this time 		<i>Information</i>	
New Business	Meg Fulton: <ul style="list-style-type: none"> • MUSC Health Hiring Best Practices for APRNs 		<i>Information</i>	 MUSC Health Hiring Best Practices
Consent Items				
Policies <i>(Consent)</i>	<u>Policies for Approval:</u> <ul style="list-style-type: none"> • C-161 Cerebrovascular Admission • C-208 Guidance for Admission and Discharge Criteria for the Specialized Medical Unit • A-040 Evacuation of an Inpatient Facility • C-049 Event Investigation & Analysis • C-183 Allocation of Scarce Resources During Public Health Emergency • C-235 Antimicrobial Stewardship Policy • C-012 Advance Directives (ADS) Patient Self Determination Act • <u>Section#</u> • PC-20 Guidelines for Determination of Death of Infants and Children 		<i>Information</i>	Approved
Standing Orders <i>(Consent)</i>	<u>Standing Orders for Approval:</u> None at this time		<i>Information</i>	
Other Consent Items <i>(Consent)</i>	n/a		N/A	
Data & Service Reports <i>(Consent)</i>	<u>Data reports reviewed:</u> <ul style="list-style-type: none"> ○ Admit Transfer Report ○ Admit Transfer Report FY 19 ○ YTD Census Report 2018-2019 ○ Handy Hygiene July 2019 YTD 	<u>Service reports reviewed:</u> <ul style="list-style-type: none"> ○ Discharge Summary Turnaround Time ○ Discharge Detail Turnaround Time by Physician 	<i>Information</i>	Approved
Subcommittee Minutes <i>(Consent)</i>	Credentialing Committee CDI Coding Ethics Committee Medical Staff Peer Review Committee		<i>Information</i>	Approved

MEDICAL EXECUTIVE COMMITTEE





	Moderate Sedation Committee PQM Minutes Quality Executive Committee		
Adjournment 8:15 am	The next meeting of the Medical Executive Committee will be August 18, 2021 at 7:30 am in CSB 628 with a TEAMS option.		

Elizabeth Mack, MD, Secretary of the Medical Staff

MEDICAL EXECUTIVE COMMITTEE

Medical Executive Committee Presiding: Dr. Phillip Warr Date: August 18, 2021 Meeting Place: MS Teams Recording: Sarah de Barros Meeting Time: 7:30 am Adjournment: 8:44 am	Members present: Dr. Andrews, Dr. Baliga, Dr. Basco, N. Brahney, Dr. Bundy, Dr. Carroll, Dr. Clark, Dr. Clyburn, Dr. DiSalvo, Dr. Edwards, Patti Hart, L. Kerr, Dr. Kocher, Dr. Kowalenko, Dr. Mack, Dr. Melroy (Resident Rep.), Dr. Salgado, S. Scarbrough, Dr. M. Scheurer, Dr. Warr Members excused: Dr. Atz, Dr. Brendle, Dr. Cina, Dr. Costello, Dr. DuBois, M. Fulton, Dr. Habib, Dr. Hong, Dr. McSwain, Dr. Paolini, Dr. S. Patel (Resident Rep.) Dr. D. Scheurer, Dr. Russell, Dr. M. Scheurer, Dr. Streck, A. Trolley, Dr. Zwerner, T. Crawford, Dr. Brendle, Dr. Leddy Guests:		
Agenda/Topic	Debate & Discussion	Conclusions	Recommendation/ Follow-Up What/When/Who
Executive Session	n/a	n/a	
Review of Minutes	Minutes from June MEC meeting approved	Information	Approved
Credentials Committee <ul style="list-style-type: none"> • Dr. Edwards 	Dr. Edwards reported the following: Board Certification Exemption Requests: 0 Medical Staff Initial Appointment and Clinical Privileges: 34 Medical Staff Reappointment and Clinical Privileges: 95 Medical Staff Reappointment and Change in Clinical Privileges: 0 Medical Staff Change in Privileges: 3 Professional Staff Initial Appointment and Clinical Privileges: 0 Professional Staff Reappointment and Clinical Privileges: 0 Professional Staff Reappointment and Change in Privileges: 0 Professional Staff Changes in Privileges: 0 Telemedicine by Proxy Medical Staff: 0	MEC recommends the Board Certification Exemption Requests for Board of Trustees approval.	Approved
GME Report <ul style="list-style-type: none"> • Dr. Clyburn 	<ul style="list-style-type: none"> • Recruitment Virtual this year 	Information	
Quality Report <ul style="list-style-type: none"> • Dr. Bundy 	<ul style="list-style-type: none"> • Pillar Scorecard FY22 data went live this week • Lots of green on the ambulatory side, a decent amount of yellow and red on the inpatient side an aggregate up to a 2.9 for the year. • Expansion Proposal Goal <ul style="list-style-type: none"> - Increase the number of our operative patients who are seen in the preoperative clinic prior to their procedure 	Information	 21_08_18 MEC Bundy.pptx

MEDICAL EXECUTIVE COMMITTEE

	<ul style="list-style-type: none"> - Expand our Human Resources to make it possible to see more patients in that setting and with the goal of making it almost like a default that patients would effectively opt out of pre-op but would otherwise be sort of automatically scheduled into a pre-op • Value Bonus Program <ul style="list-style-type: none"> - Not on track to hit the financial opener most of the year, marginal at best. - The goal was a positive 2.8% margin for the fiscal year, ended up at minus 1.4% for the year. 		
Communication's Report <ul style="list-style-type: none"> • Dr. Warr 	<ul style="list-style-type: none"> • Dr. Warr shared the attached Chief Medical Officer update presentation with the group. 	Information	 MEC-CMO Update8.18.21.pptx
Nursing Report <ul style="list-style-type: none"> • Patti Hart 	<ul style="list-style-type: none"> • Patti Hart shared the attached Chief Nursing Officer update presentation with the group. 	Information	 08.18.21 MEC update.pptx
New Business <ul style="list-style-type: none"> • Joel Melroy/Lois Kerr/Dr. Carroll • Holly Meadows 	<ul style="list-style-type: none"> • Therapeutic Duplication Policy Guideline • VTE Project 	Information	 Therapeutic Duplication Protoco  VTE.IMPROVE.mede xec.pptx
Consent Items			
Policies <i>(Consent)</i>	<u>Policies for Approval:</u> A-155 Peer Review H1-3 Pre-op Holding falls prevention Guidelines OR1.1A Sterile Field Preparing, Maintaining, Monitoring OR1.39 Perioperative Surgical Smoke Safety OR1.9 Gowning and Double gloving	Information	All Approved with the exception of A-155 Peer Review

MEDICAL EXECUTIVE COMMITTEE

	C-188 Immunizations C-016 Decedent Care Program C-148 Look-alike and sound alike Medications A-067 Compliance Policy and Code of Conduct C-232 Chemotherapy Administration OR1.19 OR Cleaning Policy C-168 Management of Automated Dispensing Machines 5817 COVID Order AHC		
Standing Orders <i>(Consent)</i>	<u>Standing Orders for Approval:</u> None at this time	Information	
Other Consent Items <i>(Consent)</i>	n/a	N/A	
Data & Service Reports <i>(Consent)</i>	<u>Data reports reviewed:</u> <ul style="list-style-type: none"> ○ Admit Transfer Report ○ Admit Transfer Report FY 19 ○ YTD Census Report 2018-2019 ○ Handy Hygiene July 2019 YTD 	<u>Service reports reviewed:</u> <ul style="list-style-type: none"> ○ Discharge Summary Turnaround Time ○ Discharge Detail Turnaround Time by Physician 	Information Approved
Subcommittee Minutes <i>(Consent)</i>	Credentialing Committee CDI Coding Ethics Committee Medical Staff Peer Review Committee Moderate Sedation Committee PQM Minutes Quality Executive Committee	Information	Approved
Adjournment 8:44 am	The next meeting of the Medical Executive Committee will be September 15, 2021 at 7:30 am via TEAMS.		

Elizabeth Mack, MD, Secretary of the Medical Staff

**AGREEMENTS ENTERED INTO BY
THE MEDICAL UNIVERSITY HOSPITAL AUTHORITY
SINCE THE OCTOBER 2021 MEETING
OF THE BOARD OF TRUSTEES**

Hospital Services - Any contract involving the exchange of Hospital services either for money or other services.

Managed Care - The Medical Center has entered a Managed Care Agreement with the following:

AETNA
BCBSSC
Molina
Cigna
UHC
BCBSSC – State Health Plan (PEBA)

Transplant Agreements - For the institution(s) listed below, the Medical Center Transplant Unit agrees to provide tissue typing and transplantation to those patients who are medically suitable and to follow those patients in the transplant clinic at MUSC.

Transfer Agreements - MUHA agrees to accept the admission of individuals requiring specialized care and meet certain criteria from the following facilities:

Columbia Northeast Kidney Center, LLC
Planned Parenthood South Atlantic
Veteran Village State Veteran Homes

Affiliation Agreements –

West Virginia University
Southeastern College
Sacred Heart University, Inc.
The University of Connecticut

Shared Services Agreements –

University Active Project List > \$250,000		December 2021						
Project #	Description	MUSC Approved Budget	Funds Committed to Date	Balance to Finish	A/E	Contractor	Status	Projected Final Completion
9834	IOP Chiller # 2 Replacement	\$2,500,000	\$1,835,500	\$664,500	MECA	McCarter	Construction	June 2022
9835	Energy Performance Contract	\$30,000,000	\$27,500,000	\$2,500,000	Ameresco	Ameresco	Construction	June 2022
9840	BSB Envelope Repairs	\$7,000,000	\$4,883,000	\$2,117,000	REI	Hawkins	Construction	December 2022
9841	SEI Chiller Replacement	\$2,500,000	\$2,498,000	\$2,000	MECA	McCarter	Construction	December 2021
9844	HCC 3rd Floor Renovations	\$4,500,000	\$426,280	\$4,073,720	MPS		Design	June 2023
9845	BSB Replace AHU 5 and 3 with new AHU	\$1,200,000	\$289,000	\$911,000	RMF		Design	June 2022
9846	Pharmacy Addition/Innov Instruc Classroom Renov	\$58,000,000	\$50,693,000	\$7,307,000	Compass 5	Whiting Turner	Construction	October 2022
9847	HCC Mechanical Systems Replacement	\$3,500,000	\$3,369,000	\$131,000	RMF	CR Hipp	Construction	March 2022
9848	BSB Replace AHU #4 and #4A (serve animal area)	\$1,700,000	\$1,561,859	\$138,141	RMF	Triad	Construction	March 2022
9851	BSB AHU #1 Replacement	\$4,950,000	\$390,000	\$4,560,000	RMF		Design	December 2022
9852	MUSC Combined Heat & Power Facility	\$1,500,000	\$1,500,000	\$0	Ameresco		Design	Design December 2021
51335	BSB Chiller #6 Replacement	\$1,500,000	\$114,000	\$1,386,000	RMF		Design	December 2022
51356	HCC Generator #3 Replacement	\$2,600,000		\$2,600,000	TBD		Design Award Pends	TBD
51357	HCC Lab Air System Replacement	\$1,300,000		\$1,300,000	TBD		Design Award Pends	TBD
51358	Campus Elevators Modernization	\$4,300,000		\$4,300,000	TBD		Design Award Pends	TBD
51359	IOP Cooling Tower Upgrade	\$1,800,000	\$27,000	\$1,773,000	RMF		Design	TBD
51360	HCC 4th Floor Roof Replacement	\$1,300,000	\$1,210,000	\$90,000	BEE	Bone Dry	Construction	June 2022
50082	PG2 Elevator Renovation	\$750,000	\$514,291	\$235,709	E&F in house	American	Construction	December 2021
50085	Misc Roof Replace/Repairs	\$542,252	\$523,730	\$18,522	BEE	Bonedry	Construction	December 2021
50095	T-G Humidifier Replacement	\$700,000	\$514,097	\$185,903	RMF	Triad	Construction Pends	March 2022
50096	Walton ATS Replacement	\$600,000	\$395,200	\$204,800	RMF	Metro	Construction	December 2021
50098	BSB Heat Exchanger Replacement	\$350,000	\$33,245	\$316,755	RMF		Design	June 2022
50100	IOP Sleep Lab	\$990,000	74,595	\$915,405	Liollo		HOLD per COM	TBD
50118	CSB Primary Transformer Replacement	\$925,000	\$463,000	\$462,000	GWA	Gatch	Construction	March 2022
50121	Quad F Building Roof Replacement	\$600,000	\$500,000	\$100,000	BEE	Bone Dry	Construction	June 2022
50122	CSB Fuel Tanks Replacement	\$900,000	\$800,000	\$100,000	S&ME	JB Petroleum	Construction	June 2022
50123	CODM Clinics Building Cooling Tower Upgrade	\$980,000	\$71,000	\$909,000	RMF		Design	TBD
50124	CSB Cooling Tower Piping Upgrade	\$300,000	\$24,000	\$276,000	RMF		Design	TBD
50126	Miscs Research Hoods Phoenix Control Upgrades	\$450,000	\$273,000	\$177,000	N/A	Hoffman	Construction	December 2021
50127	DDB Air Cooled Chiller Replacement	\$400,000	\$30,400	\$369,600	MECA		Design	TBD
50130	135 Cannon 4th Floor Family Medicine Renovation	\$900,000	\$652,000	\$248,000	Compass 5	Chastain	Construction	December 2021
50131	University Facilities Condition Assessment	\$741,504	\$721,504	\$20,000	SSR		Design	December 2021
50133	CSB Suite 215/216 Renovations	\$600,000	\$33,200	\$566,800	RMF		Design	TBD
50134	CSB Exterior Envelope Brick Repairs	\$500,000	\$63,000	\$437,000	BEE		Design	TBD
50141	Quad E AHU 5, 6, & 7 Replacement	\$450,000	\$38,400	\$411,600	RMF		Design	TBD

**MEDICAL UNIVERSITY OF SOUTH CAROLINA
PROFESSIONAL SERVICES
FOR REPORTING
DECEMBER 9, 2021**

MUSC Indefinite Delivery Releases

BEE Group \$62,085.00

CSB Building Interim Masonry Repairs

MECA, Inc. \$63,600.00

Replacment chiller #6 BSB

Other Contracts

McMillan Pazdan Smith \$302,780.00

Hollings Cancer Center 3rd Floor Renovaitons

**MEDICAL UNIVERSITY OF SOUTH CAROLINA
CONSTRUCTION CONTRACTS
FOR REPORTING
DECEMBER 09, 2021**

MUSC General Construction Projects:

Chastain Construction BSB BS749 Lab Renovation	\$ 159,849.00
Harkins Builders BSB Exterior Envelope Repairs	\$ 263,879.81
Whiting-Turner Contracting Company New College of Pharmacy Addition & Innovative Instructional Redesign	\$ 235,024.40

MUSC Minor Construction Contracts:

Chastain Construction 135 Cannon Street 2 nd Floor Flood Repairs	\$ 89,767.00
---	---------------------

Other Contracts:

New College of Pharmacy Addition & Innovative Instructional Redesign:

Advanced Video Group- video equipment	\$ 3,684,880.10
Patterson Pope-Space Saver Mobile Systems	\$ 82,368.09
PMC Commercial Interiors Inc.-lockers	\$ 257,869.26

Task Order Contracts:

Mechanical Contracting Services

B&F Mechanical
CR Hipp Construction
Triad Mechanical
McCarter Mechanical

To provide mechanical construction services, campus-wide, over a three year period on an as-needed basis. Services not to exceed \$4,000,000 with individual releases not to exceed \$350,000.

Electrical Contracting Services

Gatch Electrical
Feyen Zylstra LLC
Metro Electric
MJK Electric

To provide electrical construction services, campus-wide, over a three year period on an as-needed basis. Services not to exceed \$4,000,000 with individual releases not to exceed \$350,000.

MEDICAL UNIVERSITY OF SOUTH CAROLINA (MUSC) BOARD OF TRUSTEES
CONSENT AGENDA
December 10, 2021
101 Colcock Hall

Education, Faculty & Student Affairs Committee: Ms. Barbara Johnson-Williams, Chair

Consent Agenda for Approval

- Item 23. Change in Faculty StatusDr. Lisa Saladin
Executive Vice President for Academic Affairs and Provost

College of Medicine

Jessica DeGrandis Lewis, M.D., from Associate Professor to Affiliate Associate Professor, in the Department of Medicine, Division of Infectious Diseases, effective November 1, 2021.

Nandita Nadig, M.D., M.S.C.R., from Associate Professor to Adjunct Associate Professor, in the Department of Medicine, Division of Pulmonary and Critical Care Medicine, effective November 1, 2021.

Satish N. Nadig, M.D., Phil., from Professor to Adjunct Professor, in the Dept. of Surgery, Div. of Transplant Surgery, effective October 2, 2021.

Brandon M. Welch, Ph.D., from Associate Professor to Research Associate Professor, in the Department of Public Health Sciences, effective October 1, 2021.

James B. Edwards College of Dental Medicine

Mark Ludlow, D.M.D., M.S., from Associate Professor to Affiliate Associate Professor, in the Department of Oral Rehabilitation, effective August 6, 2021.

- Item 24. Affiliate Faculty AppointmentDr. Lisa Saladin
Executive Vice President for Academic Affairs and Provost

College of Medicine

Anne Marie Kinsman, Ph.D., J.D., as Affiliate Associate Professor, in the Department of Pediatrics, Division of Developmental/Behavior Pediatrics, effective August 1, 2021.

- Item 25. Faculty AppointmentsDr. Lisa Saladin
Executive Vice President for Academic Affairs and Provost

College of Medicine

Prince Mohan Anand, M.D. as Clinical Associate Professor, in the Department of Medicine, Division of Nephrology, effective September 1, 2021.

Charles Martin Andrews, M.D., Dual appointment as Associate Professor, in the Department of Neurology, effective September 1, 2021. Dr. Andrews' primary appointment rests in the Department of Neurosurgery.

Julio A. Chalela, M.D., Dual appointment as Professor, in the Department of Neurology, effective September 1, 2021. Dr. Chalela's primary appointment rests in the Department of Neurosurgery.

Marc-Andre Cornier, M.D., as Professor, in the Department of Medicine, Division of Endocrinology, effective November 1, 2021. He will also serve as Division Director of the Division of Endocrinology, in the Department of Medicine.

Dewey Todd Detar, D.O., as MUSC AHEC Clinical Professor (Spartanburg/Family Medicine), effective July 1, 2021.

Robert F. Labadie, M.D., Ph.D., as Professor with Tenure, on the Academic Clinician track, In the Department of Otolaryngology – Head and Neck Surgery, effective January 1, 2022. Dr. Labadie will also serve as Chair of the Department of Otolaryngology – Head and Neck Surgery.

James P. Lawrence, M.D., M.B.A., as Associate Professor, on the Clinician Educator track, in the Department of Orthopaedics and Physical Medicine, effective September 22, 2021.

Kristen Matsik, M.D., as Clinical Associate Professor, in the Department of Obstetrics and Gynecology, Division of Benign Obstetrics and Gynecology, effective September 9, 2021.

Harold M. Szerlip, M.D., as Clinical Professor, in the Department of Medicine, Division of Nephrology, effective October 11, 2021

College of Dental Medicine

Sonali Rathore, BDS, MS, as Associate Professor, on the academic clinician track, in the Department of Stomatology, Division of Diagnostic Sciences and Services, effective January 17, 2022.

Item 26. Emerita/EmeritusDr. Lisa Saladin
Executive Vice President for Academic Affairs and Provost

Academic Affairs Faculty

Mary Mauldin, EdD, as Professor Emerita, Academic Affairs Faculty, effective date to be determined.

College of Health Professions

David Morrisette, PT, Ph.D., OCS, FAAOPT, Professor Emeritus, in the Department of Rehabilitation Sciences, Division of Physical Therapy, effective January 1, 2022.

College of Dental Medicine

Stephen Malley, DMD, Professor Emeritus, in the Department of Oral Rehabilitation, effective June 1, 2020.

- Item 27. Distinguished University ProfessorDr. Lisa Saladin
Executive Vice President for Academic Affairs and Provost

College of Medicine

Christine M. Carr, M.D., FACEP, CPE as Distinguished University Professor, effective December 10, 2021.

- Item 28. Faculty TenureDr. Lisa Saladin
Executive Vice President for Academic Affairs and Provost

College of Medicine

Stephen A. Fann, M.D., for the appointment as Associate Professor with Tenure, on the Clinician Educator track, in the Department of Surgery, Division of General, Acute Care Trauma, and Burn Surgery, effective January 1, 2022.

Finance and Administration Committee: Mr. Jim Battle, Chair

Consent Agenda for Information

- Item 29. Foundation for Research Development Financial ReportDr. Michael Yost
Interim Executive Director, Foundation for Research Development

Other Business for the Board of Trustees

- Item 30. Contract Renewal of the MUSC PresidentDr. James Lemon
Chairman

Approval to renew the employment contract for the MUSC President is requested.

Jessica Lewis, MD
Abbreviated Curriculum Vitae V1
 Affiliate Associate Professor
 843-792-4541
 lewisje@musc.edu

Degrees

2008 M.D., Medicine, University of Maryland School of Medicine, Maryland, United States
 2001 B.A., Biology, St. Marys College

Post-Graduate Training

Post-Doctorate, University of Virginia Health System, Charlottesville, VA, Internship, Internal Medicine, September 2008, September 2009
 Post-Doctorate, University of Virginia Health System, Charlottesville, VA, Residency, Internal Medicine, September 2009, September 2011
 Post-Doctorate, University of Virginia Health System, Charlottesville, VA, Fellowship, Infectious Disease and International Health, September 2012, September 2015

Certifications

American Board of Internal Medicine - Internal Medicine, Effective Date: exp 2021
 American Board of Internal Medicine - Infectious Diseases, Effective Date: exp 2024

Professional Licensures

Virginia Board of Medicine, License #010250290, Permanent
 South Carolina Board of Medical Examiners

MUSC Rank and Promotion History

Faculty Rank	Institution	College	Department	Division	Effective Start Date of Rank	Effective End Date of Rank
Assistant Professor	Medical University of South Carolina	College of Medicine	Medicine	Infectious Diseases	2018-02-01	2020-12-31
Associate Professor	Medical University of South Carolina	College of Medicine	Medicine	Infectious Diseases	2021-01-01	2021-10-31
Affiliate Associate Professor	Medical University of South Carolina	College of Medicine	Medicine	Infectious Diseases	2021-11-01	2024-06-30

Non-MUSC Rank and Promotion History

Faculty Rank	Institution/Organization	College	Department	Division	Effective Start Date of Rank	Effective End Date of Rank
Assistant Professor	University of Virginia School of Medicine, Charlottesville, VA		Medicine	General Medicine, Geriatrics and Palliative Care	2011-08-01	2012-06-01
Assistant Professor	University of Virginia School of Medicine, Charlottesville, VA		Medicine	Infectious Disease and International Health	2015-07-01	2017-12-01

Nandita Ramananda Nadig, MD, MSCR
Abbreviated Curriculum Vitae V1
 Adjunct Associate Professor
 843-792-7025
 nadig@musc.edu

Degrees

2007 M.B.B.S., Medicine, Rajiv Gandhi University of Health Sciences

Post-Graduate Training

Post-Doctorate, Emory University. Atlanta ,GA., Clinical Fellow in Pulmonary and Critical care, July 2012, June 2013
 Post-Doctorate, Medical University of South Carolina Charleston ,SC., Clinical Fellow in Pulmonary and Critical care, June 2013, June 2015
 Post-Doctorate, Mount Auburn Hospital. Harvard Medical School, Boston MA, Residency in Internal Medicine, June 2009, June 2012

Certifications

American Board of Internal Medicine, Pulmonary Diseases, Effective Date: 2014
 American Board of Internal Medicine, Internal Medicine, Effective Date: 2012
 American Board of Internal Medicine, Critical Care, Effective Date: 2015

Professional Licensures

South Carolina
 South Carolina
 Massachusetts
 Georgia

MUSC Rank and Promotion History

Faculty Rank	Institution	College	Department	Division	Effective Start Date of Rank	Effective End Date of Rank
Clinical Instructor	Medical University of South Carolina	College of Medicine	Medicine	Pulmonary & Critical Care Medicine	2015-07-01	2016-06-30
Assistant Professor	Medical University of South Carolina	College of Medicine	Medicine	Pulmonary & Critical Care Medicine	2016-07-01	2021-06-30
Associate Professor	Medical University of South Carolina	College of Medicine	Medicine	Pulmonary & Critical Care Medicine	2021-07-01	2021-10-31
Adjunct Associate Professor	Medical University of South Carolina	College of Medicine	Medicine	Pulmonary & Critical Care Medicine	2021-11-01	2024-06-30

Non-MUSC Rank and Promotion History

Faculty Rank	Institution/Organization	College	Department	Division	Effective Start Date of Rank	Effective End Date of Rank
--------------	--------------------------	---------	------------	----------	------------------------------	----------------------------

Satish N. Nadig, MD, DPhil
Abbreviated Curriculum Vitae V1
 Professor
 843-792-8358
 nadigns@musc.edu

Degrees

2008 D.Phil, Transplant Immunology, University of Oxford, Balliol College
 2003 M.D., Medicine, Medical University of South Carolina, South Carolina, United States
 1999 B.A., Biology, Washington University

Post-Graduate Training

Post-Doctorate, Beth Israel Deaconess Medical Center - Harvard Medical School, Boston, MA, Internship, General Surgery, July 2003, June 2004
 Post-Doctorate, Beth Israel Deaconess Medical Center - Harvard Medical School, Boston, MA, Residency, General Surgery, June 2004, June 2011
 Post-Doctorate, Beth Israel Deaconess Medical Center - Harvard Medical School, Boston, MA, Administrative Chief Resident, September 2010, September 2011
 Post-Doctorate, University of Michigan Health Systems, Ann Arbor, MI, Fellow-Clinical Lecturer, Section of Transplantation Surgery, September 2011, September 2013

Certifications

Fundamentals Laparoscopic Surgery, Effective Date: 07/2010
 ASTS Fellowship in Multiorgan Transplantation, Effective Date: 07/2013
 American Society of Transplant Surgeons, Effective Date: 07/2013
 American Board of Surgery, Effective Date: 10/2012

Professional Licensures

South Carolina Medical License
 Michigan Medical License

MUSC Rank and Promotion History

Faculty Rank	Institution	College	Department	Division	Effective Start Date of Rank	Effective End Date of Rank
Assistant Professor	Medical University of South Carolina	College of Medicine	Microbiology and Immunology		2013-08-12	2017-06-30
Assistant Professor	Medical University of South Carolina	College of Medicine	Surgery	Transplant Surgery	2013-08-12	2017-06-30
Assistant Professor	Medical University of South Carolina	College of Medicine	Pediatrics	Pediatric Critical Care	2017-04-01	2017-06-30
Associate Professor	Medical University of South Carolina	College of Medicine	Microbiology and Immunology		2017-07-01	2021-06-30
Associate Professor	Medical University of South Carolina	College of Medicine	Surgery	Transplant Surgery	2017-07-01	2021-06-30
Associate Professor	Medical University of South Carolina	College of Medicine	Pediatrics	Pediatric Critical Care	2017-07-01	2021-06-30

Professor	Medical University of South Carolina	College of Medicine	Surgery	Transplant Surgery	2021-07-01	2021-10-01
Professor	Medical University of South Carolina	College of Medicine	Microbiology and Immunology		2021-07-01	2021-10-01
Professor	Medical University of South Carolina	College of Medicine	Pediatrics	Pediatric Critical Care	2021-07-01	2021-10-01
Adjunct Professor	Medical University of South Carolina	College of Medicine	Surgery	Transplant Surgery	2021-10-02	2022-06-30

Non-MUSC Rank and Promotion History

Faculty Rank	Institution/Organization	College	Department	Division	Effective Start Date of Rank	Effective End Date of Rank
Clinical Lecturer	University of Michigan Health Systems, Ann Arbor, MI		Section of Transplant Surgery		2011-09-01	

Brandon Marshall Welch, PhD
Abbreviated Curriculum Vitae V1
 Research Associate Professor
 843-792-5452
 welchbm@musc.edu

Degrees

2014 Ph.D., Biomedical Informatics, University of Utah, Utah, United States
 2008 M.S., Human Genetics, Tulane University
 2007 B.S., Biology, University of Utah, Utah, United States

Post-Graduate Training

No activities entered.

Certifications

Qualitative Research Summer Intensive at University of North Carolina, Chapel Hill, Effective Date: 2017
 Qualitative Data Analysis Camp at University of North Carolina, Chapel Hill, Effective Date: 2018
 Master Certificate in User Experience at Nielsen Norman Group, Effective Date: 2016-2018
 Implementation Science Institute at University of Pennsylvania, Effective Date: 2019
 Comprehensive Hematology & Oncology Review Course at University of Washington, Effective Date: 2018

Professional Licensures

No activities entered.

MUSC Rank and Promotion History

Faculty Rank	Institution	College	Department	Division	Effective Start Date of Rank	Effective End Date of Rank
Assistant Professor	Medical University of South Carolina	College of Medicine	Public Health Sciences		2014-06-02	2020-06-30
Associate Professor	Medical University of South Carolina	College of Medicine	Public Health Sciences		2020-07-01	2021-09-30
Research Associate Professor	Medical University of South Carolina	College of Medicine	Public Health Sciences		2021-10-01	

Non-MUSC Rank and Promotion History

Faculty Rank	Institution/Organization	College	Department	Division	Effective Start Date of Rank	Effective End Date of Rank
Adjunct Assistant Professor	University of Utah		Pediatrics	Obstetrics & Gynecology	2015-09-01	
Adjunct Assistant Professor	Clemson University		Computer Science		2016-09-01	2099-01-01

Anne Kinsman
Abbreviated Curriculum Vitae V1
Affiliate Assistant Professor
kinsmana@musc.edu

Degrees

2003 J.D., Law, Salmon P. Chase College of Law, Northern Kentucky University
1997 Ph.D., Clinical Psychology, Kent State University
M.A., Clinical Psychology, Kent State University
1992 B.S., Psychology, Pennsylvania State University

Post-Graduate Training

Postdoctoral Fellow, Cincinnati Children's Hospital Medical Center, Developmental Disorders, September 1997, September 1999

Certifications

No activities entered.

Professional Licensures

South Carolina Clinical Psychologist, Month / Year Originally Conferred: Ongoing

MUSC Rank and Promotion History

Faculty Rank	Institution	College	Department	Division	Effective Start Date of Rank	Effective End Date of Rank
Affiliate Associate Professor	Medical University of South Carolina	College of Medicine	Pediatrics	Developmental-Behavioral Pediatrics	2021-08-01	2024-06-30

Non-MUSC Rank and Promotion History

Faculty Rank	Institution/Organization	College	Department	Division	Effective Start Date of Rank	Effective End Date of Rank
--------------	--------------------------	---------	------------	----------	------------------------------	----------------------------

Prince Anand, MD
Abbreviated Curriculum Vitae V1
 Clinical Associate Professor
 mohanp@musc.edu

Degrees

2004 M.D., Medicine, Medical University of Pleven

Post-Graduate Training

Fellowship, Columbia University Medical Center, Renal/Pancreas Transplant , July 2013, June 2014
 Post-Doctorate, Columbia University Medical Center, Nephrology Fellow, July 2011, June 2013
 Post-Doctorate, Columbia University Medical Center, Renal/Pancreas Transplant Fellow, July 2013, January 2009
 Post-Doctorate, New York Hospital Queens, Internal Medicine Residency, June 2007, June 2011
 Post-Doctorate, New York Hospital Queens, Chief Medical Resident, June 2010, June 2011

Certifications

American Board of Internal Medicine, Nephrology, Effective Date: 2013
 American Board of Internal Medicine, Effective Date: 2010

Professional Licensures

South Carolina Medical License, Month / Year Originally Conferred: January 2016, Month/Year Expires: October 2016
 Pennsylvania State License, Month / Year Originally Conferred: Ongoing
 New York Medical License, Month / Year Originally Conferred: Ongoing
 Indiana Medical License, Month / Year Originally Conferred: Ongoing

MUSC Rank and Promotion History

Faculty Rank	Institution	College	Department	Division	Effective Start Date of Rank	Effective End Date of Rank
Assistant Professor	Medical University of South Carolina	College of Medicine	Medicine	Nephrology	2014-08-01	2016-10-31
Clinical Associate Professor	Medical University of South Carolina	College of Medicine	Medicine	Nephrology	2021-09-01	

Non-MUSC Rank and Promotion History

Faculty Rank	Institution/Organization	College	Department	Division	Effective Start Date of Rank	Effective End Date of Rank
Instructor	Columbia University Medical Center		Medicine		2013-07-01	2014-07-31
Clinical Associate Professor of Medicine	Geisinger Commonwealth Medical School				2018-03-01	

Charles M. Andrews, MD
Abbreviated Curriculum Vitae V1
 Associate Professor
 843-792-7560
 andrewscm@musc.edu

Degrees

2008 M.D., Medicine, University of Cincinnati, Ohio, United States
 2004 B.A., Zoology, Miami University

Post-Graduate Training

Post-Doctorate, Medical University of South Carolina, Medicine, Division of Emergency Medicine, Fellowship, Neurocritical Care, September 2011, September 2013
 Post-Doctorate, Medical University of South Carolina, Medicine, Division of Emergency Medicine, Chief Residency, Emergency Medicine, September 2010, September 2011
 Post-Doctorate, Medical University of South Carolina, Medicine, Division of Emergency Medicine, Residency, Emergency Medicine, September 2008, September 2011

Certifications

United Council for Neurologic Subspecialties - Neurocritical Care, Effective Date: 12/2013
 American Board of Emergency Medicine - Board Certified, Effective Date: 04/2011

Professional Licensures

South Carolina State License #31131

MUSC Rank and Promotion History

Faculty Rank	Institution	College	Department	Division	Effective Start Date of Rank	Effective End Date of Rank
Clinical Instructor	Medical University of South Carolina	College of Medicine	Medicine	Emergency Medicine	2011-07-01	2013-06-30
Assistant Professor	Medical University of South Carolina	College of Medicine	Neurosurgery		2013-07-01	2015-06-30
Assistant Professor	Medical University of South Carolina	College of Medicine	Medicine	Emergency Medicine	2013-07-01	2016-01-31
Assistant Professor	Medical University of South Carolina	College of Medicine	Neurosurgery		2015-07-01	2016-01-31
Assistant Professor	Medical University of South Carolina	College of Medicine	Neurosurgery		2016-02-01	2019-06-30
Assistant Professor	Medical University of South Carolina	College of Medicine	Emergency Medicine		2016-02-01	2019-06-30
Associate Professor	Medical University of South Carolina	College of Medicine	Emergency Medicine		2019-07-01	
Associate Professor	Medical University of South Carolina	College of Medicine	Neurosurgery		2019-07-01	

Non-MUSC Rank and Promotion History

Faculty Rank	Institution/Organization	College	Department	Division	Effective Start Date of Rank	Effective End Date of Rank
--------------	--------------------------	---------	------------	----------	------------------------------	----------------------------

Julio Alejandro Chalela, MD
Abbreviated Curriculum Vitae V1
 Professor
 843-792-3221
 chalela@musc.edu

Degrees

1988 M.D., Medicine, Javeriana University, Colombia

Post-Graduate Training

Post-Doctorate, Georgetown University, Washington, DC, Neurology Resident, July 1995, June 1998
 Post-Doctorate, Johns Hopkins University Hospital, Baltimore, MD, Clinical Fellow, Neurosciences Critical Care Department, July 2003, July 2005
 Post-Doctorate, McKeesport Hospital UPMC, Pittsburgh, PA, Internal Medicine Intern, April 1994, June 1995
 Post-Doctorate, Universidad Nacional, Bogota, Columbia, Internal Medicine Resident, February 1991, April 1994
 Post-Doctorate, University of Pennsylvania, Fellow, Stroke and Neurointensive Care, July 1998, June 1999

Certifications

Vascular Neurology, Effective Date: 2007-present
 Neurocritical Care, Effective Date: 2007-present
 American Board of Psychiatry and Neurology, Effective Date: 2010-recertification

Professional Licensures

South Carolina
 Pennsylvania
 Maryland
 District of Columbia

MUSC Rank and Promotion History

Faculty Rank	Institution	College	Department	Division	Effective Start Date of Rank	Effective End Date of Rank
Assistant Professor	Medical University of South Carolina	College of Medicine	Neuroscience	Neurology	2005-07-01	2007-06-30
Associate Professor	Medical University of South Carolina	College of Medicine	Neuroscience	Neurology	2007-07-01	2013-06-30
Associate Professor	Medical University of South Carolina	College of Medicine	Neurosurgery		2013-07-01	2015-06-30
Associate Professor	Medical University of South Carolina	College of Medicine	Neurosurgery		2015-07-01	2017-06-30
Professor	Medical University of South Carolina	College of Medicine	Neurosurgery		2017-07-01	
Professor	Medical University of South Carolina	College of Medicine	Neurology		2021-09-01	

Non-MUSC Rank and Promotion History

--

Faculty Rank	Institution/Organization	College	Department	Division	Effective Start Date of Rank	Effective End Date of Rank
Clinical Instructor	University of Pennsylvania, Philadelphia, PA		Neurology		1999-07-01	2000-07-01
Staff Clinician, Section on Stroke Diagnostics and Therapeutics	National Institutes of Health		National Institute of Neurological Disorders and Stroke		2000-08-01	2004-06-01

Marc-Andre Cornier, MD
Abbreviated Curriculum Vitae V1
 Professor
 cornier@musc.edu

Degrees

1992 M.D., Medicine, Medical College of Georgia
 1987 B.S., Biomedical Engineering, Vanderbilt University

Post-Graduate Training

Fellowship, University of Colorado Health Sciences Center, Endocrinology, Metabolism and Diabetes, July 1996, May 1999
 Internship, Georgetown University Medical Center, Medicine, June 1992, June 1995

Certifications

American Board of Internal Medicine Diplomate in Internal Medicine, Type of Certification: Board Certification , Certification Number: N/A, Effective Date: 1995
 American Board of Internal Medicine Diplomate in Endocrinology, Diabetes, & Metabolism, Type of Certification: Board Certification , Certification Number: N/A, Effective Date: 1998

Professional Licensures

Colorado State Board of Medical Examiners, Month / Year Originally Conferred: PRESENT 1996

MUSC Rank and Promotion History

Faculty Rank	Institution	College	Department	Division	Effective Start Date of Rank	Effective End Date of Rank
Professor	Medical University of South Carolina	College of Medicine	Medicine	Endocrinology	2021-11-01	

Non-MUSC Rank and Promotion History

Faculty Rank	Institution/Organization	College	Department	Division	Effective Start Date of Rank	Effective End Date of Rank
Instructor of Medicine	University of Colorado Health Science Center		Endocrinology Metabolism and Diabetes		1999-07-01	2001-06-30
Associate Affiliate Faculty	Colorado State University		Food Science and Human Nutrition		2008-03-01	
Associate Professor of Medicine	University of Colorado School of Medicine		Endocrinology, Metabolism and Diabetes		2008-07-01	2015-06-30
Assistant Professor of Medicine	University of Colorado Health Sciences Center				2001	2008
Professor of Medicine	University of Colorado School of Medicine, Anschutz Medical Campus				2015	

Dewey Todd Detar, DO
Abbreviated Curriculum Vitae V1
 Clinical Professor
 detardt@musc.edu

Degrees

1987 D.O., Osteopathic Medicine, Philadelphia College of Osteopathic Medicine, Pennsylvania, United States
 1980 B.S., Health and Physical Ed, University of Delaware, Delaware, United States

Post-Graduate Training

Post-Doctorate, AOA Health Policy Fellowship Ohio University, Athens, OH, Fellowship, September 2003, September 2004
 Post-Doctorate, Internship, September 1987, September 1988
 Post-Doctorate, Family Practice Philadelphia College of Osteopathic Medicine Philadelphia, PA, Residency, September 1988, September 1989
 Post-Doctorate, MUSC, Department of Family Medicine, Fellowship, September 2004, September 2005
 Post-Doctorate, Preceptor for Outpatient, Inpatient, Obstetrics, Sports Medicine, Co-Leader Balint Small Group, September 2005, January 2009
 Post-Doctorate, Preceptor for Outpatient, Inpatient, Obstetrics, Sports Medicine, Geriatric Nursing Home care, September 1999, September 2003

Certifications

Re-certification, Effective Date: April 30, 1999, March, 2007
 NALS, PALS, Effective Date: 1993
 BLS, Effective Date: 2001
 American Board of Osteopathic Family Physicians, Effective Date: March 1st 1990
 ALSO, Effective Date: 1999
 ACLS, Effective Date: 2010

Professional Licensures

SC-0483 - South Carolina Medical License
 PA Certified Clinical Laboratory Technician

MUSC Rank and Promotion History

Faculty Rank	Institution	College	Department	Division	Effective Start Date of Rank	Effective End Date of Rank
Assistant Professor	Medical University of South Carolina	College of Medicine	Family Medicine		1997-09-15	2003-06-30
Clinical Associate Professor	Medical University of South Carolina	College of Medicine	Family Medicine		2003-07-01	2009-06-30
Clinical Professor	Medical University of South Carolina	College of Medicine	Family Medicine		2009-07-01	2012-06-22
Clinical Professor	Medical University of South Carolina	College of Medicine	AHEC	AHEC Family Medicine	2021-07-01	2022-06-30

Non-MUSC Rank and Promotion History

--

Faculty Rank	Institution/Organization	College	Department	Division	Effective Start Date of Rank	Effective End Date of Rank
Small Group Leader				Doctoring MS2	1999-09-01	2099-01-01
Small Group Leader				Introduction to Clinical Reasoning MS2	2000-09-01	2099-01-01
Lecturer				Health Delivery Course Osteopathic Medicine MS4	2004-09-01	2099-01-01

Robert F Labadie, MD, PhD
Abbreviated Curriculum Vitae V1
 Professor
 labadie@musc.edu

Degrees

2013 M.S., Management in Health Care
 1996 M.D., Medicine, University of Pittsburgh
 Ph.D., Engineering, University of Pittsburgh
 1988 B.S., Mechanical Engineering, University of Notre Dame

Post-Graduate Training

Internship, University of North Carolina Hospitals, General Surgery , June 1996, June 1997
 Residency, University of North Carolina Hospitals, Otolaryngology - Chief Resident , June 2000, June 2001
 Residency, University of North Carolina Hospitals, Otolaryngology , June 1997, June 2000

Certifications

American Board of Otolaryngology, Type of Certification: Board Certification , Certification Number: 16780, Effective Date: 2002, Expiration Date (if none, see note above): 2022

Professional Licensures

Tennessee Medical License , Month / Year Originally Conferred: January 2001, MD35159

MUSC Rank and Promotion History

Faculty Rank	Institution	College	Department	Division	Effective Start Date of Rank	Effective End Date of Rank
Professor	Medical University of South Carolina	College of Medicine	Otolaryngology - Head and Neck Surgery		2022-01-01	

Non-MUSC Rank and Promotion History

Faculty Rank	Institution/Organization	College	Department	Division	Effective Start Date of Rank	Effective End Date of Rank
Assistant Professor	Vanderbilt University Medical Center				2001	
Assistant Professor	Vanderbilt University Medical Center		Biomedical Engineering		2005	
Associate Professor	Vanderbilt University Medical Center		Biomedical Engineering		2007	
Associate Professor with Tenure	Vanderbilt University Medical Center		Otolaryngology-Head and Neck Surgery		2007	
Professor	Vanderbilt University Medical Center		Biomedical Engineering		2013	
Professor with Tenure	Vanderbilt University Medical Center		Otolaryngology-Head and Neck Surgery		2013	

James P Lawrence, MD, MBA
Abbreviated Curriculum Vitae V1

Associate Professor
843-792-8959
lawrejam@musc.edu

Degrees

2002 M.D., Medicine, University of Connecticut School of Medicine
M.B.A., Business Administration, University of Connecticut School of Business Administration

1995 B.A., History, Trinity College

Post-Graduate Training

Fellowship, Thomas Jefferson University Hospital-The Rothman Institute, Orthopaedic and Neurosurgical Spine Surgery, January 2007, December 2008

Internship, Yale University School of Medicine, General Surgery, January 2002, December 2003

Residency, Yale University School of Medicine, Orthopaedic Surgery , July 2003, June 2007

Certifications

American Board of Orthopaedic Surgery-Recertified, Type of Certification: Board Certification , Certification Number: N/A, Effective Date: 2020

American Board of Orthopaedic Surgery-Certified, Type of Certification: Board Certification , Certification Number: N/A, Effective Date: 2010

American Academy of Orthopaedic Surgeons-Fellow, Type of Certification: Board Certification , Certification Number: N/A, Effective Date: 2010

Professional Licensures

Diplomate of National Board of Medical Examiners, Month / Year Originally Conferred: Ongoing, NY P248517

MUSC Rank and Promotion History

Faculty Rank	Institution	College	Department	Division	Effective Start Date of Rank	Effective End Date of Rank
Associate Professor	Medical University of South Carolina	College of Medicine	Orthopaedics and Physical Medicine		2021-09-16	

Non-MUSC Rank and Promotion History

Faculty Rank	Institution/Organization	College	Department	Division	Effective Start Date of Rank	Effective End Date of Rank
Clinical Instructor	Yale University School of Medicine		Orthopaedic Surgery,		2006	
Assistant Professor	Albany Medical College		Surgery	Orthopaedics	2009	
Associate Professor	Albany Medical College		Surgery	Orthopaedics	2014	

Kristen Marxen Matsik, MD
Abbreviated Curriculum Vitae V1
 Clinical Assistant Professor
 matsik@musc.edu

Degrees

1995 M.D., Medicine, Medical College of Virginia
 1991 B.S., Psychology, University of Virginia

Post-Graduate Training

Internship, University of Florida Health, N/A, July 1995, June 1996
 Residency, University of Florida Health, N/A, July 1996, June 1999

Certifications

Oral Board, American Board of Obstetrics and Gynecology, Type of Certification: Board Certification ,
 Certification Number: N/A, Effective Date: 2004
 North American Menopause Society Certified Practitioner, Type of Certification: North American
 Menopause Society Certified Practitioner, Certification Number: N/A, Effective Date: 2021

Professional Licensures

Virginia Medical License, Month / Year Originally Conferred: January 2005
 South Carolina Medical License, Month / Year Originally Conferred: January 2020
 North Carolina Medical License, Month / Year Originally Conferred: January 1999
 Maryland Medical License, Month / Year Originally Conferred: January 2004
 Florida Medical License, Month / Year Originally Conferred: January 1996
 District of Columbia, Month / Year Originally Conferred: January 2004
 California Medical License, Month / Year Originally Conferred: January 2000

MUSC Rank and Promotion History

Faculty Rank	Institution	College	Department	Division	Effective Start Date of Rank	Effective End Date of Rank
Clinical Assistant Professor	Medical University of South Carolina	College of Medicine	Obstetrics and Gynecology	Benign Ob/Gyn	2021-09-09	

Non-MUSC Rank and Promotion History

Faculty Rank	Institution/Organization	College	Department	Division	Effective Start Date of Rank	Effective End Date of Rank
Assistant Clinical Professor-Volunteer	University of California, San Francisco,		Department of Obstetrics, Gynecology, and Reproductive Sciences		2008	2018
Associate Clinical Professor-Volunteer	University of California, San Francisco,		Department of Obstetrics, Gynecology, and Reproductive Sciences		2018	2020

Harold M Szerlip, MD
Abbreviated Curriculum Vitae V1
 Clinical Professor
 szerlip@musc.edu

Degrees

1991 M.S., Education, University of Pennsylvania
 1979 M.D., Medicine, University of Pennsylvania College of Medicine
 1973 B.S., Psychology, Fordham University

Post-Graduate Training

Associate Investigator, Veterans Administration Medical Center, Associate Investigator, January 1984, December 1986
 Fellowship, Hospital of the University of Pennsylvania, Renal-Electrolyte, July 1982, June 1996
 Residency, University of California Medical Center, Medicine, July 1979, June 1982

Certifications

Specialist in Clinical Hypertension, American Society of Hypertension , Type of Certification: Hypertension, Certification Number: N/A, Effective Date: 2005, Expiration Date (if none, see note above): 2015
 Diplomate, American Board of Internal Medicine, Nephrology , Type of Certification: Board Certification , Certification Number: N/A, Effective Date: 1984
 Diplomate, American Board of Internal Medicine, Critical Care , Type of Certification: Board Certification , Certification Number: N/A, Effective Date: 1989, Expiration Date (if none, see note above): 2019
 Certified Clinical Research Professional (SOCRA) , Type of Certification: Research , Certification Number: N/A, Effective Date: 2015
 Diplomate, American Board of Internal Medicine , Type of Certification: Board Certification , Certification Number: N/A, Effective Date: 1982

Professional Licensures

Texas Medical License, Month / Year Originally Conferred: January 2021, P5482
 South Carolina Medical License, Month / Year Originally Conferred: January 2021, 23094, INACTIVE
 Pennsylvania State License, Month / Year Originally Conferred: January 2021, MD-027447-E, INACTIVE
 Louisiana State Medical License, Month / Year Originally Conferred: January 2021, 09050R, INACTIVE
 California Medical License, Month / Year Originally Conferred: January 2021, G44369, INACTIVE
 Arizona Medical License, Month / Year Originally Conferred: January 2021, INACTIVE

MUSC Rank and Promotion History

Faculty Rank	Institution	College	Department	Division	Effective Start Date of Rank	Effective End Date of Rank
Clinical Professor	Medical University of South Carolina	College of Medicine	Medicine	Nephrology	2021-10-11	

Non-MUSC Rank and Promotion History

Faculty Rank	Institution/Organization	College	Department	Division	Effective Start Date of Rank	Effective End Date of Rank
Assistant Professor	University of Pennsylvania School of Medicine		Medicine		1986	1992

Professor of Medicine,	Tulane University School of Medicine,	1996	2001
Associate Professor of Medicine,	Tulane University School of Medicine	1996	2001
Professor of Medicine,	Tulane University School of Medicine,	1996	2001
Professor of Medicine,	Medical College of Georgia,	2001	2009
Professor	University of Arizona	2009	2013
Professor	UNT Health Sciences Center	2013	2014
Adjunct Professor	UNT Health Sciences Center	2014	2021
Professor of Medicine	Texas A&M College of Medicine	2015	2021

Medical University of South Carolina
COLLEGE OF DENTAL MEDICINE
ABBREVIATED CURRICULUM VITAE

Date: 10/27/2021

Name: Rathore Sonali A
Last First Middle

Citizenship and/or Visa Status: US Citizen

Office Address: _____ Telephone: _____

Education: *(Baccalaureate and above)*

<u>Institution</u>	<u>Years Attended</u>	<u>Degree/Date</u>	<u>Field of Study</u>
UNC School of Dentistry, Chapel Hill, NC	2005-2009	MS	Oral and Maxillofacial Radiology
Bharati Vidyapeeth Dental College & Hospital, Pune, India	1995-2000	BDS	Dentistry
_____	_____	_____	_____
_____	_____	_____	_____

Graduate Medical Training: *(Chronological)*

	<u>Place</u>	<u>Dates</u>
Internship		
Bharati Vidyapeeth Dental College & Hospital, Pune, India		1999-2000
UNC School of Dentistry, Chapel Hill, NC		2006-2008
_____	_____	_____

	<u>Place</u>	<u>Dates</u>
Residencies or Postdoctoral:		
UNC School of Dentistry, Chapel Hill, NC		2005-2009
_____	_____	_____

Board Certification: Oral and Maxillofacial Radiology Date: 01/07/2015
Date:
Date:

Licensure: Virginia Dental License Date: 08/09/2011
Date:
Date:

Faculty appointments: *(Begin with initial appointment)*

<u>Years</u>	<u>Rank</u>	<u>Institution</u>	<u>Department</u>
July 2020- Present	Associate Professor	VCU School of Dentistry	Oral Diagnostic Sciences
Feb 2010- June 2020	Assistant Professor	VCU School of Dentistry	Oral Diagnostic Sciences
June 2001- October 2002	Clinical Faculty Instructor	MA Rangoonwala Hospital	Department of Prosthodontics
_____	_____	_____	_____

MEDICAL UNIVERSITY OF SOUTH CAROLINA
ACADEMIC AFFAIRS FACULTY
ABBREVIATED CURRICULUM VITAE

Date: October 14, 2021

Name: Mauldin Mary
Last First Middle

Citizenship and/or Visa Status: U.S. Citizen

Office Address: 41 Bee Street, MSC 175 Telephone: (843) 876-5040
Charleston, SC 29425

Education: (*Baccalaureate and above*)

<u>Institution</u>	<u>Years attended</u>	<u>Degree/Date</u>	<u>Field of Study</u>
<u>Pepperdine University</u>	<u>4</u>	<u>Ed.D./06/2001</u>	<u>Educational Technology</u>
<u>University of Georgia</u>	<u>1</u>	<u>M. Ed./06/1993</u>	<u>Instructional Technology</u>
<u>University of South Carolina</u>	<u>1</u>	<u>M. Ed./06/1974</u>	<u>Secondary Guidance</u>
<u>Columbia College</u>	<u>4</u>	<u>B.A./06/1973</u>	<u>Psychology</u>
_____	_____	_____	_____
_____	_____	_____	_____

<u>Internship</u>	<u>Place</u>	<u>Dates</u>
_____	_____	_____
_____	_____	_____

Faculty appointments: (*Begin with initial appointment*)

<u>Years</u>	<u>Rank</u>	<u>Institution</u>	<u>Department</u>
<u>3</u>	<u>Instructor</u>	<u>Medical University of South Carolina</u>	<u>Department of Educational Services</u>
<u>6</u>	<u>Assistant Professor</u>	<u>Medical University of South Carolina</u>	<u>Department of Library Sciences</u>
<u>3</u>	<u>Associate Professor</u>	<u>Medical University of South Carolina</u>	<u>Department of Library Sciences</u>
<u>7</u>	<u>Associate Professor</u>	<u>Medical University of South Carolina</u>	<u>Department of Library Science</u>
<u>3</u>	<u>Associate Professor</u>	<u>Medical University of South Carolina</u>	<u>Library Learning Commons</u>
<u>9</u>	<u>Professor</u>	<u>Medical University of South Carolina</u>	<u>Division of Education and Student Life</u>
_____	_____	_____	_____
_____	_____	_____	_____
_____	_____	_____	_____

First Appointment to MUSC: Rank Instructor Date: July 1, 1993



Medical University of South Carolina
COLLEGE OF HEALTH PROFESSIONS
ABBREVIATED CURRICULUM VITAE

Date: November 3, 2021

Name: Morrisette David Conley
Last First Middle

Citizenship and/or Visa Status: USA

Office Address: 309 B College of Health Professions Telephone:
Medical University of South Carolina
151 Rutledge Avenue.
Charleston, SC. 29425

Education: *(Baccalaureate and above)*

<u>Institution</u>	<u>Years Attended</u>	<u>Degree/Date</u>	<u>Field of Study</u>
<u>Marshall University</u>	<u>1969-1974</u>	<u>BA</u>	<u>Education</u>
<u>West Virginia University</u>	<u>1977-1979</u>	<u>MA</u>	<u>Curriculum and Instruction/Athletic Training</u>
<u>Emory University</u>	<u>1981-1983</u>	<u>Certificate</u>	<u>Physical Therapy</u>
<u>Medical University of South Carolina</u>	<u>1991-1997</u>	<u>PhD</u>	<u>Physiology</u>

Graduate Medical Training: *(Chronological)*

	<u>Place</u>	<u>Dates</u>
Internship		

	<u>Place</u>	<u>Dates</u>
Residencies or Postdoctoral:		
<u>Yale University (Jacek Cholewicki)</u>		<u>2005</u>

Board Certification: Orthopaedic Physical Therapy Date: 2005 to present

Licensure: South Carolina Date: 1988 to present
Georgia Date: 1983 to 1988

Faculty appointments: *(Begin with initial appointment)*

<u>Years</u>	<u>Rank</u>	<u>Institution</u>	<u>Department</u>
<u>1988</u>	<u>Assistant Professor</u>	<u>Medical University of South Carolina</u>	<u>Physical Therapy</u>
<u>1998</u>	<u>Associate Professor</u>	<u>Medical University of South Carolina</u>	<u>Rehabilitation Sciences</u>
<u>2011</u>	<u>Professor</u>	<u>Medical University of South Carolina</u>	<u>Health Professions</u>

First Appointment to MUSC: Rank Assistant Professor Date: Feb, 1988

Medical University of South Carolina
 COLLEGE OF DENTAL MEDICINE
 ABBREVIATED CURRICULUM VITAE

Date: October 12, 2021

Name: Malley Stephen W
 Last First Middle

Citizenship and/or Visa Status: USA

Office Address: 173 Ashley Avenue Telephone: _____
Charleston, SC 29425

Education: *(Baccalaureate and above)*

<u>Institution</u>	<u>Years Attended</u>	<u>Degree/Date</u>	<u>Field of Study</u>
<u>Providence College</u>	<u>64-72</u>	<u>BA/68</u>	<u>Biology</u>
<u>Georgetown University</u>	<u>68-72</u>	<u>DDS/72</u>	<u>Dentistry</u>
<u>The Citadel</u>	<u>92-96</u>	<u>MAT/96</u>	<u>Education/Biology</u>
_____	_____	_____	_____
_____	_____	_____	_____

Graduate Medical Training: *(Chronological)*

	<u>Place</u>	<u>Dates</u>
<u>Internship</u>	_____	_____
_____	_____	_____
_____	_____	_____

	<u>Place</u>	<u>Dates</u>
<u>Residencies or Postdoctoral:</u>	_____	_____
<u>Prosthodontics</u>	<u>National Naval Dental Center</u>	<u>79-81</u>
_____	_____	_____
_____	_____	_____

Board Certification: _____ Date: _____
 _____ Date: _____
 _____ Date: _____

Licensure: SC Date: 85
 _____ Date: _____
 _____ Date: _____

Faculty appointments: *(Begin with initial appointment)*

<u>Years</u>	<u>Rank</u>	<u>Institution</u>	<u>Department</u>
<u>85-89</u>	<u>Clinical Instructor</u>	<u>MUSC</u>	<u>Prosthodontics</u>
<u>92-93</u>	<u>Clinical Instructor</u>	<u>MUSC</u>	<u>Prosthodontics</u>
<u>00-06</u>	<u>Assistant Professor</u>	<u>MUSC</u>	<u>Prosthodontics</u>
<u>06-present</u>	<u>Associate Professor</u>	<u>MUSC</u>	<u>Restorative Dentistry</u>
_____	_____	_____	_____
_____	_____	_____	_____

First Appointment to MUSC: Rank Assistant Professor Date: 8/2000

Medical University of South Carolina

College Of Medicine

ABBREVIATED CURRICULUM VITAE

Name: Christine M. Carr, M.D., FACEP, CPE

Date: 10/4/2021

Citizenship and/or Visa Status:

Office Address: 169 Ashley Ave MSC 300 , Charleston, SC, 29425

Telephone: (843) 792-5038

Education: (*Baccalaureate and above*)

<u>Year Earned</u>	<u>Institution</u>	<u>Degree</u>	<u>Field of Study</u>
1986	Cornell University	B.S.	Molecular and Cellular Biology
1987	Medical University of South Carolina		Pharmacology (PhD Candidate)
1992	Medical University of South Carolina	M.D.	Medicine

Graduate Medical Training: (*Chronological*)

<u>Internship</u>	<u>Place</u>	<u>Dates</u>
Intern	The Johns Hopkins Hospital	1992 - 1993

<u>Residencies or Postdoctoral</u>	<u>Place</u>	<u>Dates</u>
Resident	The Johns Hopkins Hospital	1993 - 1995

Board Certification:

ATLS Provider	Date: 1992-2005
ACLS Provider	Date: 1992-present
BLS Provider	Date: 1992-present
American Board of Emergency Medicine	Date: 1996, 2006
Medical Control Physician-SC DHEC	Date: 2000-present
Emergency Ultrasound Certification, SCCEP Emergency US Course	Date: 2004
American Medical Informatics Association 10x10 Certificate in Medical Informatics	Date: 2010

Licensure:

South Carolina	Date: 1995-present
South Carolina DHEC	Date: 1995-present

Faculty Appointments:

<u>Years</u>	<u>Rank</u>	<u>Institution</u>	<u>Department</u>
1995 - 2000	Clinical Instructor	Medical University of South Carolina	Medicine Division of Emergency Medicine
2000 - 2000	Clinical Instructor	Medical University of South Carolina	Anesthesia and Perioperative Medicine
2000 - 2000	Clinical Instructor	Medical University of South Carolina	Medicine
2000 - 2001	Instructor	Medical University of South Carolina	Anesthesia and Perioperative Medicine
2000 - 2001	Instructor	Medical University of South Carolina	Medicine Division of Emergency Medicine
2001 - 2005	Assistant Professor	Medical University of South Carolina	Anesthesia and Perioperative Medicine Division of Emergency Medicine
2005 - 2014	Assistant Professor	Medical University of South Carolina	Medicine Division of Emergency Medicine
2014 - 2017	Associate Professor	Medical University of South Carolina	Medicine Division of Emergency Medicine
2016 - 2017	Associate Professor	Medical University of South Carolina	Public Health Sciences
2017 - Present	Professor	Medical University of South Carolina	Emergency Medicine
2017 - Present	Professor	Medical University of South Carolina	Public Health Sciences

First Appointment to MUSC:

Rank:

Date:

Medical University of South Carolina

College Of Medicine

ABBREVIATED CURRICULUM VITAE

Name: Stephen A. Fann, M.D.

Date: 4/15/2021

Citizenship and/or Visa Status:

Office Address: 96 Jonathan Lucas St MSC 613 426 CSB, Charleston, SC, 29425 Telephone: 843-792-3780

Education: (*Baccalaureate and above*)

<u>Year Earned</u>	<u>Institution</u>	<u>Degree</u>	<u>Field of Study</u>
1994	Methodist University	B.S.	
1998	East Carolina University	M.D.	Medicine

Graduate Medical Training: (*Chronological*)

<u>Residencies or Postdoctoral</u>	<u>Place</u>	<u>Dates</u>
Residency in General Surgery	University of South Carolina School of Medicine, Department of General Surgery	07/1998 - 07/2003
Fullerton Foundation Critical Care Fellow	University of South Carolina School of Medicine, Department of General Surgery / Palmetto Richland Memorial Hospital	07/2003 - 07/2004
Chief Residency in General Surgery	University of South Carolina School of Medicine, Department of General Surgery	07/2004 - 06/2005

Board Certification:

American College of Surgeons ATLS Faculty	Date: 06/2001-present
American Board of Surgery Certification #51654	Date: 09/2006
American Board of Surgery, Surgical Critical Care #2394	Date: 10/2007
American Academy of Pediatrics, PALS	Date: 12/2010
American College of Surgeons ATLS course Director	Date: 2006 till present
American College of Surgeons RTTDC course director	Date: 2013 till present
Neurocritical care boards	Date: 2014
Recertification - American Board of Surgery #	Date: 2017
Recertification - American Board of Surgery, Surgical Critical Care	Date: 2017

Licensure:

American Academy of Pediatrics, PALS	Date: 2010
--------------------------------------	------------

Faculty Appointments:

<u>Years</u>	<u>Rank</u>	<u>Institution</u>	<u>Department</u>
07/2005 - Present	Assistant Professor	University of South Carolina School of Medicine	Surgery
2012 - Present	Associate Professor	Medical University of South Carolina	Surgery Division of General Surgery

First Appointment to MUSC: Rank: Associate Professor

Date: 2012

MUSC Foundation for Research Development

Statements of Financial Position

	<u>9/30/2021</u>	<u>9/30/2020</u>
Assets		
Cash and cash equivalents	\$352,605	\$286,678
Cash and cash equivalents - held for others	\$617,675	\$753,758
Accounts receivable - Licensees, net of allowance	\$163,585	\$176,107
Accounts receivable - MUSC & affiliates	\$724,573	\$805,105
Prepaid expenses	\$24,520	\$25,684
Investments	\$415,733	\$406,762
Investments - illiquid	\$101,049	\$84,881
Property and equipment, net	\$18,369	\$28,908
Total Assets	<u>\$2,418,109</u>	<u>\$2,567,884</u>
Liabilities and Net Assets		
Liabilities		
Accounts payable	\$63,639	\$58,816
Accounts payable - MUSC	\$595,570	\$612,914
Lease payable	\$5,194	\$6,756
Due to MUSCP (UMA) - accrued personnel expenses	\$241,232	\$147,796
Unearned revenue and deposits	\$23,438	\$20,000
Funds held for others	\$617,675	\$753,758
Total Liabilities	<u>\$1,546,748</u>	<u>\$1,600,040</u>
Net Assets		
Unrestricted	\$797,499	\$893,982
Board designated for technology development	\$73,862	\$73,862
Total Net Assets	<u>\$871,361</u>	<u>\$967,844</u>
Total Liabilities and Net Assets	<u>\$2,418,109</u>	<u>\$2,567,884</u>

MUSC Foundation for Research Development

Income Statement

	Three months ended 9/30/2021			FY22 Budget
	Actual	Budget	Variance	
Revenues				
Support from MUSC Office of Provost	\$350,000	\$350,000	\$0	\$1,400,000
Royalties and license fees	\$43,235	\$10,000	\$33,235	\$1,420,000
Distributions to MUSC, inventors, departments and labs	(\$18,111)	(\$7,000)	(\$11,111)	(\$994,000)
Royalties and license fees, net of distributions	\$25,125	\$3,000	\$22,125	\$426,000
Investment income	\$1,283	\$5,600	(\$4,317)	\$22,400
Miscellaneous income	\$27,732	\$3,750	\$23,982	\$15,000
Total Revenues	\$404,139	\$362,350	\$41,789	\$1,863,400
Expenses				
Personnel	\$377,136	\$422,499	\$45,363	\$1,373,463
Patent prosecution	\$92,238	\$92,162	(\$75)	\$368,650
Professional fees	\$16,500	\$18,700	\$2,200	\$30,000
Administrative expenses				
IT maintenance - software and hardware	\$5,395	\$5,400	\$5	\$21,600
Telecommunication	\$887	\$1,500	\$613	\$6,000
Travel - Non-employee	\$2,957	\$3,000	\$43	\$8,500
Travel - Employee	\$4,239	\$5,300	\$1,061	\$12,000
Professional development-conferences & continuing ed	\$6,080	\$7,000	\$920	\$10,000
Office supplies, support and equipment	\$2,399	\$4,500	\$2,101	\$18,000
Real property rental	\$16,335	\$15,500	(\$835)	\$62,000
Lease payments	\$1,033	\$1,125	\$92	\$4,500
Insurance	\$3,741	\$3,900	\$159	\$15,600
Dues, memberships, subscriptions and sponsorships	\$8,560	\$3,125	(\$5,435)	\$12,500
Special activities	\$4,102	\$2,550	(\$1,552)	\$10,200
Depreciation expense	\$2,635	\$2,650	\$15	\$10,600
Total Administrative expenses	\$58,361	\$55,550	(\$2,811)	\$191,500
Total Expenses	\$544,235	\$588,911	\$44,677	\$1,963,613
NET SURPLUS/(DEFICIT)	(\$140,095)	(\$226,561)	\$86,466	(\$100,213)